



US00D666005S

(12) **United States Design Patent**
Winkler

(10) **Patent No.:** **US D666,005 S**

(45) **Date of Patent:** **** Aug. 28, 2012**

(54) **PORTION OF A TOOTHBRUSH HANDLE**

(75) Inventor: **Tilmann Winkler**, Kronberg (DE)

(73) Assignee: **Braun GmbH**, Kronberg (DE)

(**) Term: **14 Years**

(21) Appl. No.: **29/307,438**

(22) Filed: **Apr. 21, 2008**

(51) **LOC (9) Cl.** **04-02**

(52) **U.S. Cl.** **D4/104; D4/138**

(58) **Field of Classification Search** D4/104–112,
D4/132–134, 138; 15/143.1, 167.1, 167.2;
16/430; 132/308–311; D2/954–956; D7/393,
D7/395, 401.2; D8/107; D28/46, 48
See application file for complete search history.

(56) **References Cited**

U.S. PATENT DOCUMENTS

D19,049	S	4/1889	Kunze	
D19,223	S	7/1889	Berry	
4,653,206	A *	3/1987	Tanel	36/126
D388,614	S *	1/1998	Wehrauch	D4/104
D400,344	S *	11/1998	Avar	D2/954
D407,560	S *	4/1999	Huang	D4/104
D410,787	S	6/1999	Barre et al.	
6,004,334	A	12/1999	Mythen	
6,083,235	A	7/2000	Wagner	
D438,012	S	2/2001	Cheong et al.	
D446,021	S	8/2001	Jen	
D451,679	S	12/2001	Ping	
D470,312	S	2/2003	Saindon et al.	
6,549,730	B1 *	4/2003	Hamada	396/111
D480,214	S *	10/2003	Kling et al.	D4/104
D487,195	S *	3/2004	Winkler	D4/104
D501,724	S	2/2005	Li et al.	
7,047,591	B2	5/2006	Hohlbein	
D527,526	S *	9/2006	Kling et al.	D4/104
D531,412	S	11/2006	Wong	
7,137,166	B1	11/2006	Kraemer	
D549,462	S	8/2007	Blanchard et al.	
D558,980	S *	1/2008	Jimenez et al.	D4/106

D571,954	S *	6/2008	Kling et al.	D28/46
7,458,125	B2	12/2008	Hohlbein et al.	
7,592,018	B2	9/2009	Mythen	
7,607,189	B2	10/2009	Moskovich	
7,614,111	B2	11/2009	Moskovich et al.	
D621,621	S	8/2010	Winkler	
2004/0134007	A1	7/2004	Davies	

(Continued)

FOREIGN PATENT DOCUMENTS

DE 406030040001 10/2006

(Continued)

OTHER PUBLICATIONS

PCT International Search Report dated Dec. 8, 2008.

(Continued)

Primary Examiner — Melanie H Tung

Assistant Examiner — Lavone D Tabor

(74) *Attorney, Agent, or Firm* — David M. Weirich; George H. Leal

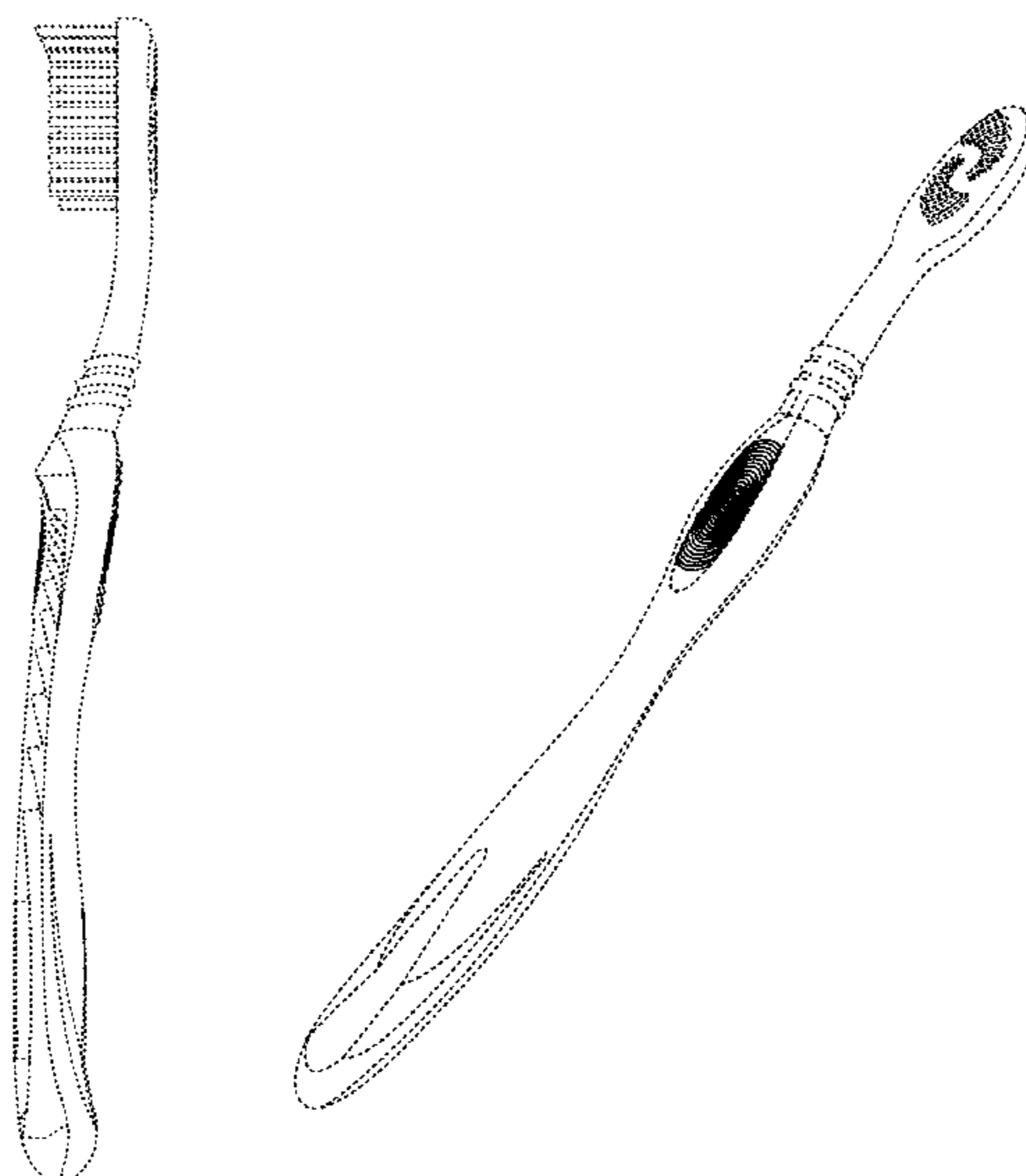
(57) **CLAIM**

The ornamental design for a portion of a toothbrush handle, as shown and described.

DESCRIPTION

FIG. 1 is a perspective view of a portion of a toothbrush handle showing our new design; FIG. 2 is a top view thereof; FIG. 3 is a bottom view thereof; FIG. 4 is a right-side view thereof, the left-side view being a mirror-image thereof; FIG. 5 is a front view thereof; FIG. 6 is a rear view thereof; and, FIG. 7 is an enlarged rear perspective view thereof. The regularly spaced broken lines represent environmental subject matter that forms no part of the claimed design.

1 Claim, 4 Drawing Sheets



US D666,005 S

Page 2

U.S. PATENT DOCUMENTS

2006/0026784 A1 2/2006 Moskovich et al.
2006/0057087 A1 3/2006 Moskovich et al.
2006/0195995 A1 9/2006 Moskovich et al.
2006/0200925 A1 9/2006 Moskovich et al.
2008/0201884 A1 8/2008 Vazquez et al.
2009/0025165 A1 1/2009 Moskovich et al.
2009/0188063 A1 7/2009 Baertschi et al.
2010/0058550 A1 3/2010 Ballmaier et al.

FOREIGN PATENT DOCUMENTS

DE 102006024874 11/2007
EP 0836923 A1 4/1998

JP 2000024064 A * 1/2000
KR 30-0411408 S * 4/2006
KR 30-0465410 S * 10/2007
WO WO 01/43582 A1 6/2001
WO WO 2005/122827 A1 12/2005

OTHER PUBLICATIONS

Cooper Candy or Miniature Swirl Molds—Item 6587, (online), Coperton Lane Antiques & Collectible circa: 1960s-1970s (retrieved on Apr. 2, 2010) Received from the Internet: <URL:<http://www.tias.com/9080/InventoryPage/1579916/1.html>>.

* cited by examiner

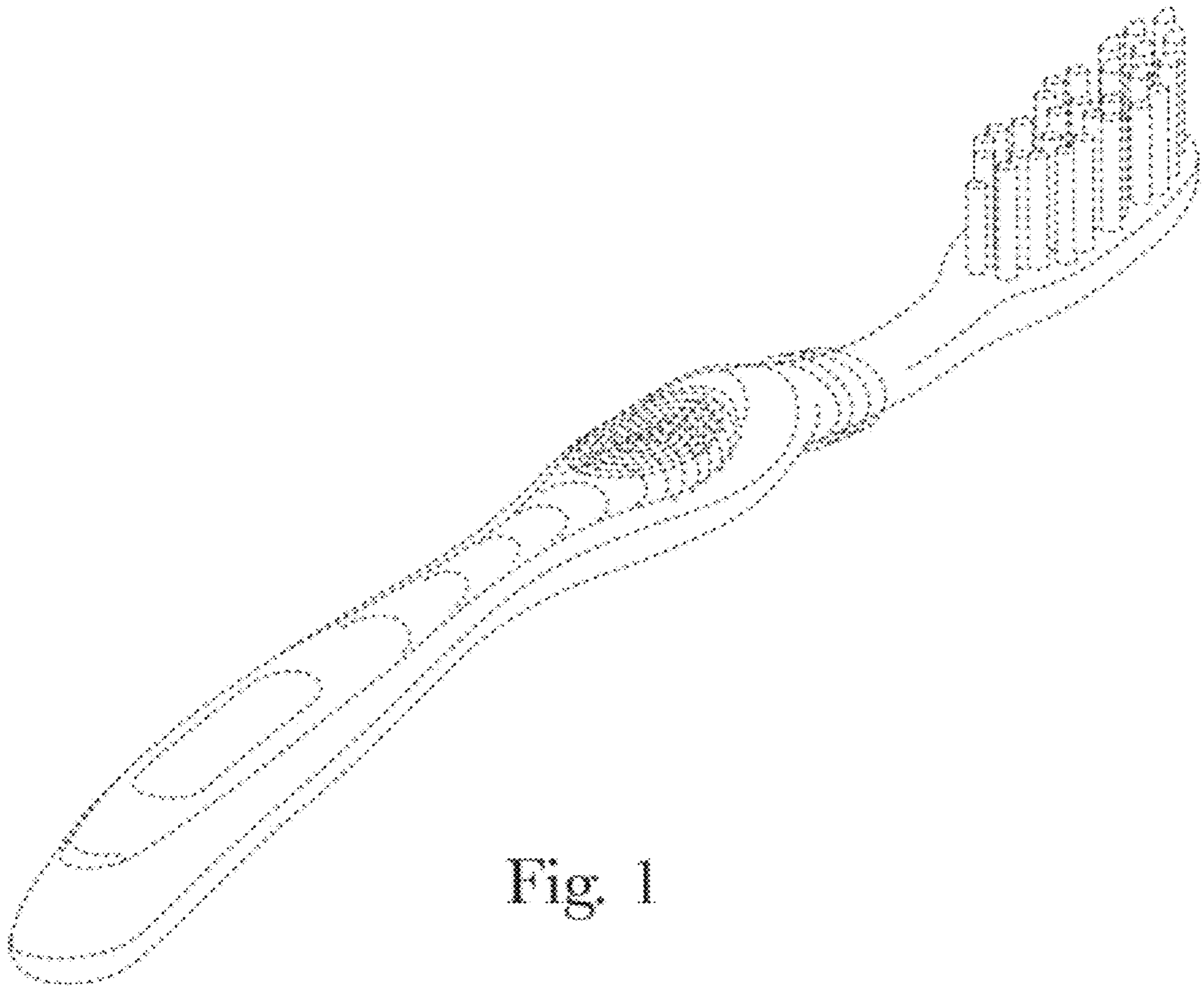


Fig. 1




Fig. 2

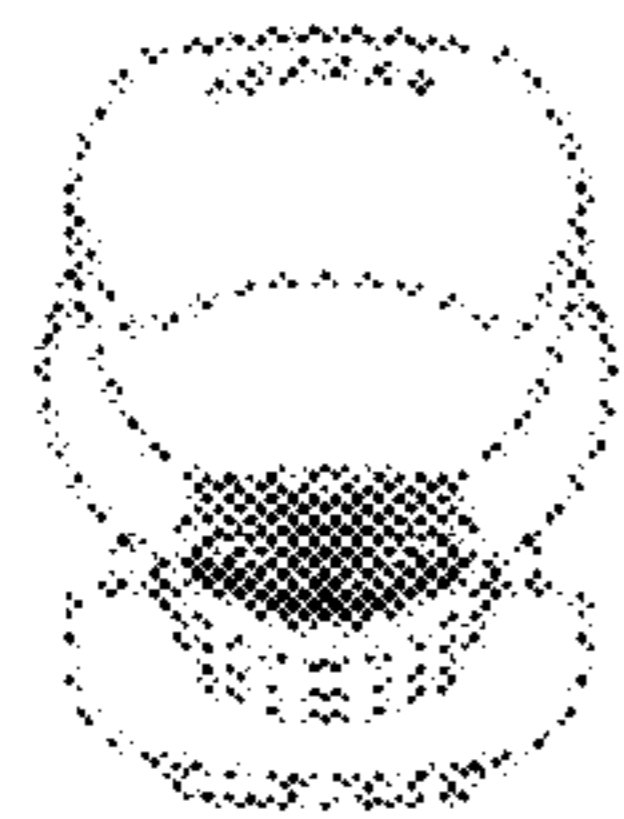


Fig. 3




Fig. 4




Fig. 5




Fig. 6

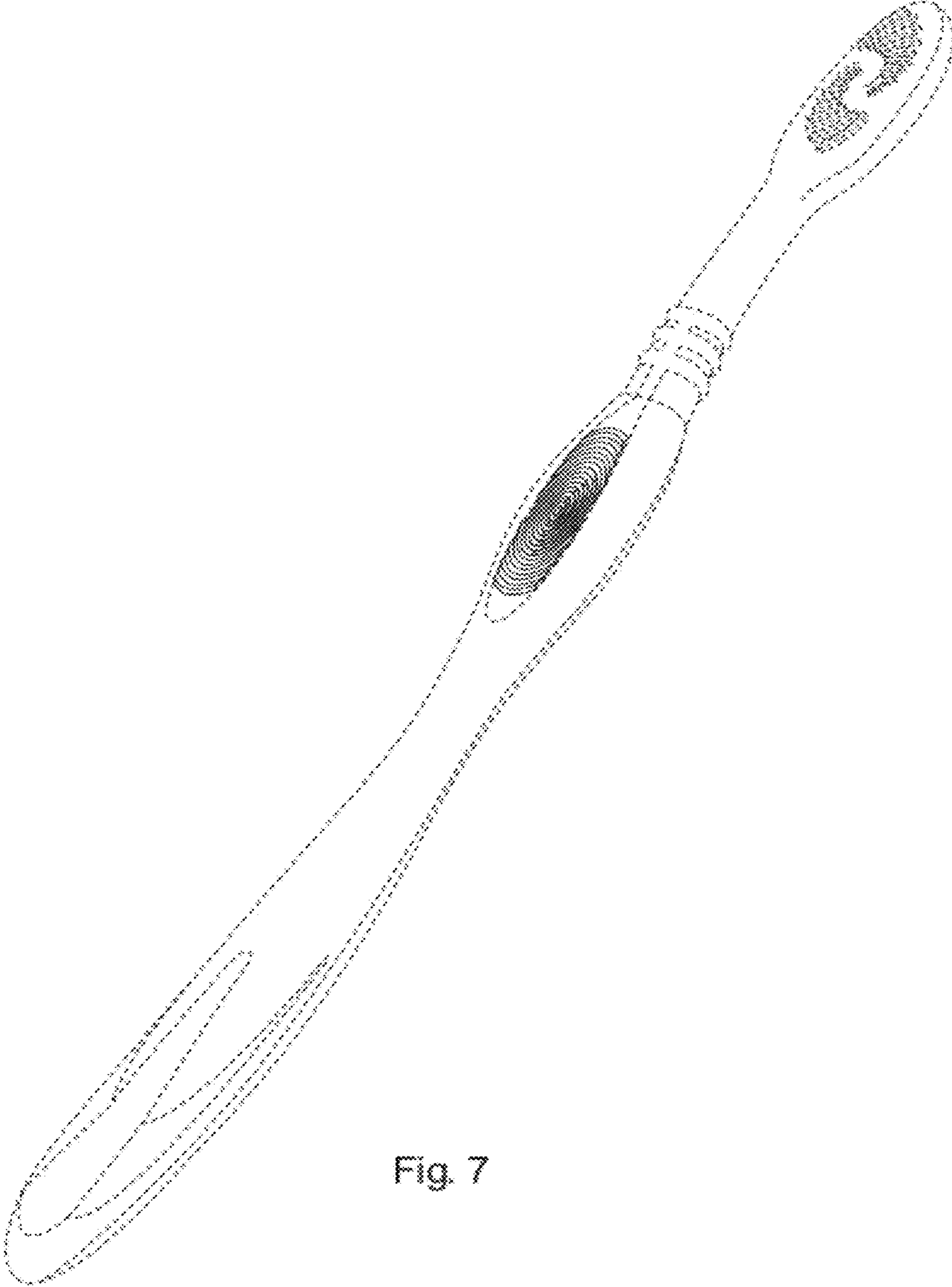


Fig. 7