



US00D666000S

(12) **United States Design Patent**  
**Gifford**

(10) **Patent No.:** **US D666,000 S**

(45) **Date of Patent:** **\*\* Aug. 28, 2012**

(54) **LUGGAGE**

(75) Inventor: **Jason Gifford**, Providence, RI (US)

(73) Assignee: **Samsonite IP Holdings S.a.r.l.**,  
Luxembourg (LU)

(\*\*) Term: **14 Years**

(21) Appl. No.: **29/401,102**

(22) Filed: **Sep. 7, 2011**

(51) **LOC (9) Cl.** ..... **03-01**

(52) **U.S. Cl.** ..... **D3/279**

(58) **Field of Classification Search** ..... D3/272,  
D3/273, 274, 276, 279, 289, 297, 321; 190/1,  
190/3, 6, 7, 9, 13 R, 14, 13 F, 15.1, 18 A,  
190/108, 100-107, 109-114, 115-127, 903  
See application file for complete search history.

(56) **References Cited**

U.S. PATENT DOCUMENTS

D322,357 S	12/1991	King	
5,566,797 A	10/1996	Van Himbeeck	
5,575,362 A	11/1996	Franklin et al.	
D431,906 S *	10/2000	Livingston	D3/279
D444,946 S	7/2001	Klamm	
D474,597 S	5/2003	Nykoluk	
D485,681 S	1/2004	Fenton et al.	
D491,359 S	6/2004	Oh	
D494,364 S	8/2004	Burgess et al.	
D547,549 S *	7/2007	Johansson et al.	D3/276
D630,850 S	1/2011	Gifford	
7,886,884 B2	2/2011	King et al.	
2005/0045500 A1 *	3/2005	Mangano et al.	190/18 A

2005/0077135 A1	4/2005	Drew et al.	
2006/0060440 A1 *	3/2006	Myers	190/18 A
2008/0223678 A1	9/2008	Godshaw et al.	
2011/0114430 A1 *	5/2011	Tsai	190/18 A

FOREIGN PATENT DOCUMENTS

EM	001029664-0002	10/2008
EM	001029664-0003	10/2008
FR	983794-008	10/1998

OTHER PUBLICATIONS

Samsonite Silhouette 11, Downloaded Sep. 8, 2009 at <http://shop.samsonite.com/storefront/suitcases/29-quot-spinner/prod36260XXXX-cC05-.html>, 1 page.

\* cited by examiner

*Primary Examiner* — Jennifer Rivard

(74) *Attorney, Agent, or Firm* — Dorsey & Whitney LLP


(57) **CLAIM**

The ornamental design for luggage, as shown and described.

**DESCRIPTION**

FIG. 1 shows a front perspective view of luggage; FIG. 2 shows a front elevation view of the luggage of FIG. 1; FIG. 3 shows a rear elevation view of the luggage of FIG. 1; FIG. 4 shows a left elevation view of the luggage of FIG. 1; FIG. 5 shows a right elevation view of the luggage of FIG. 1; FIG. 6 shows a top view of the luggage of FIG. 1; and, FIG. 7 shows a bottom view of the luggage of FIG. 1. The dashed lines in FIGS. 1-7 show the environment and boundaries of the luggage and form no part of the claimed invention.

**1 Claim, 6 Drawing Sheets**



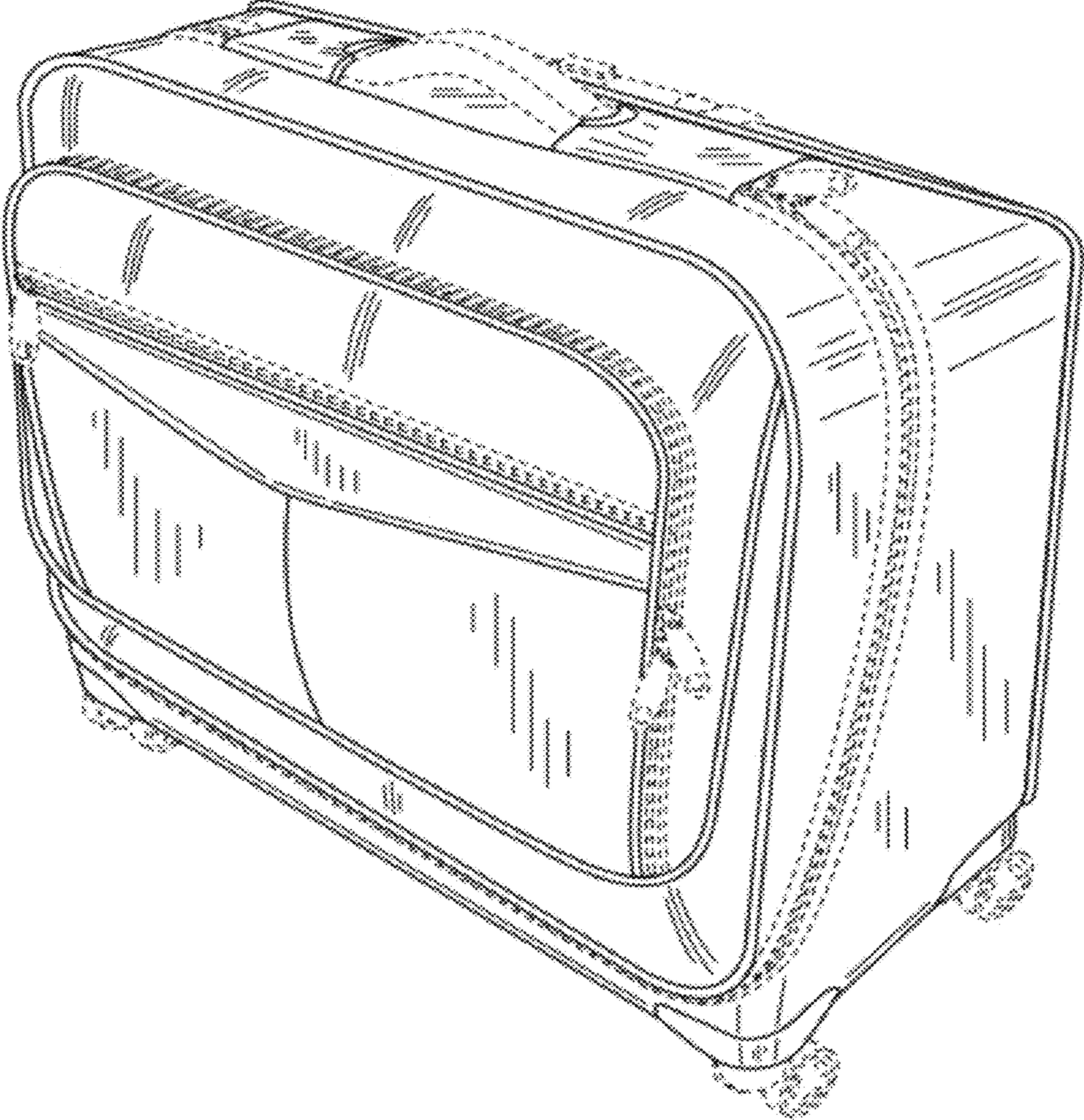


FIG. 1

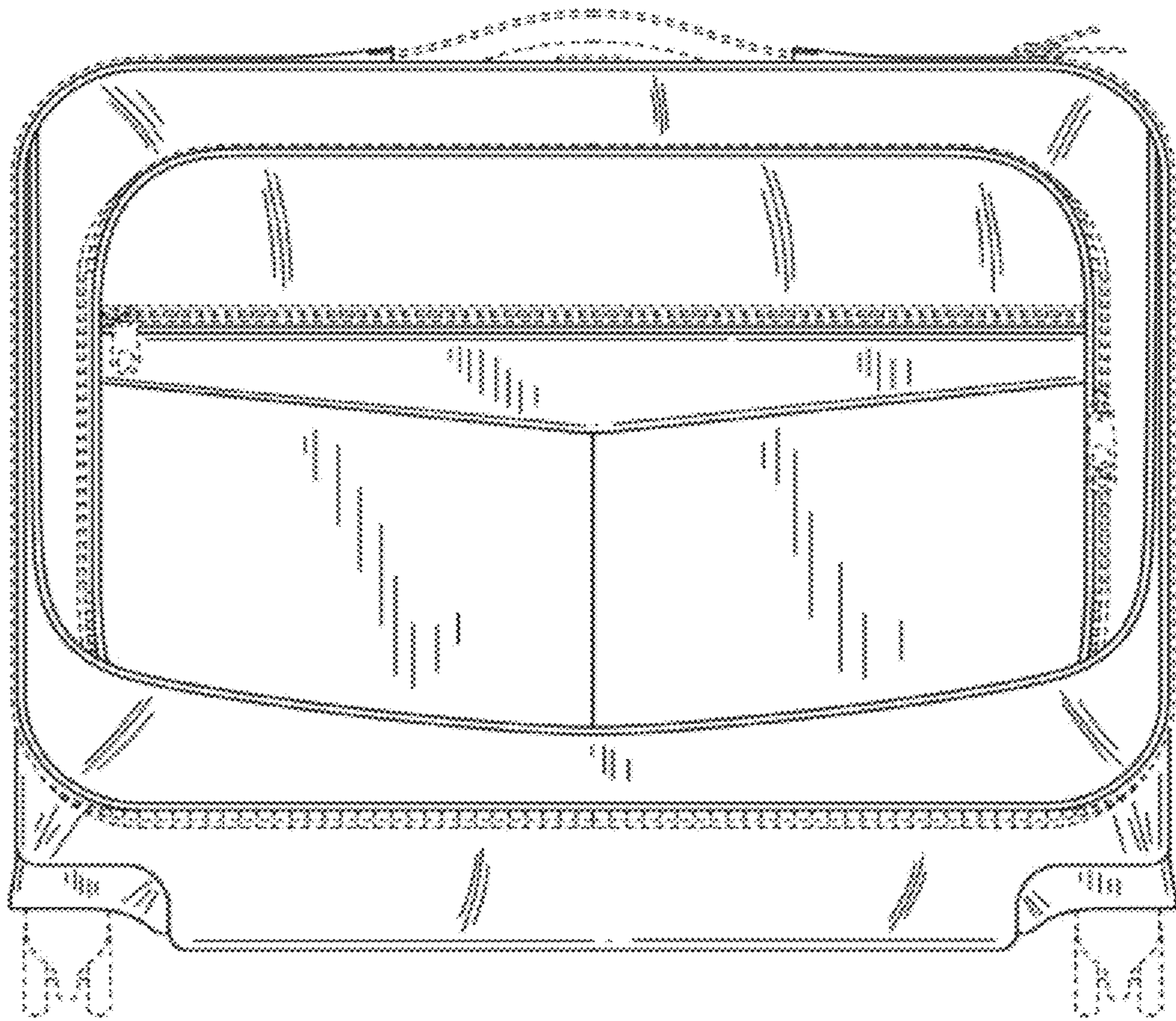


FIG.2

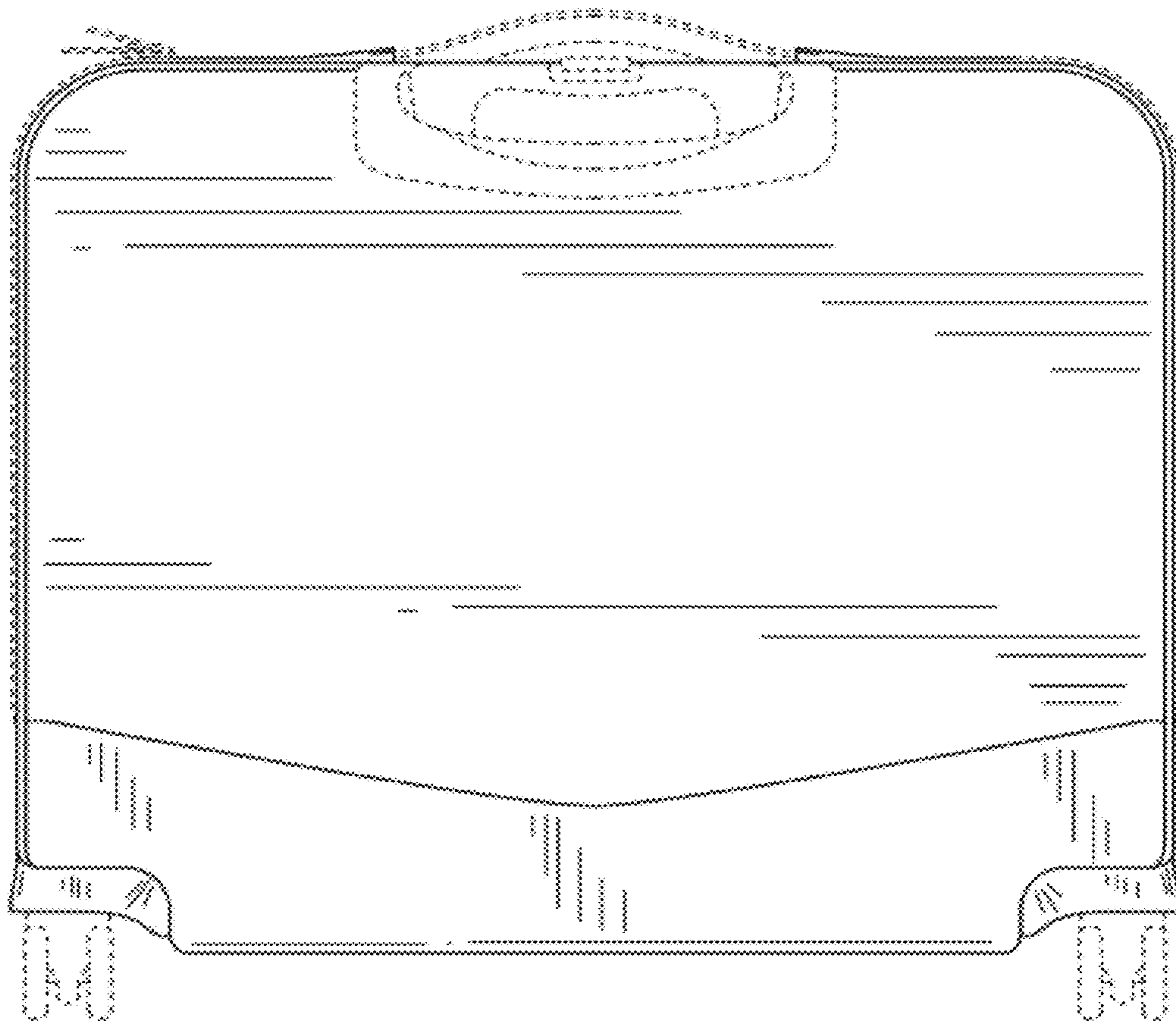


FIG.3

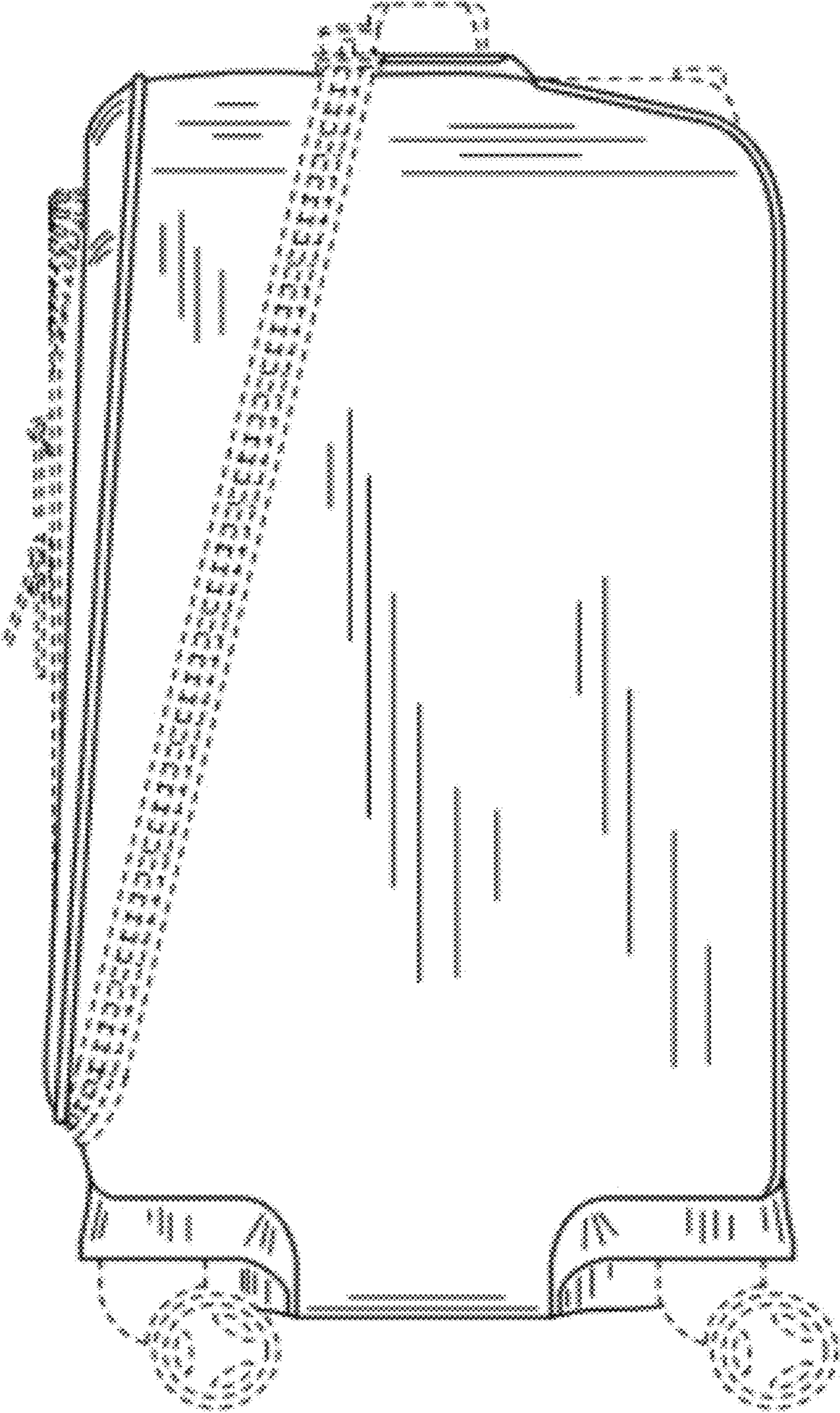


FIG.4

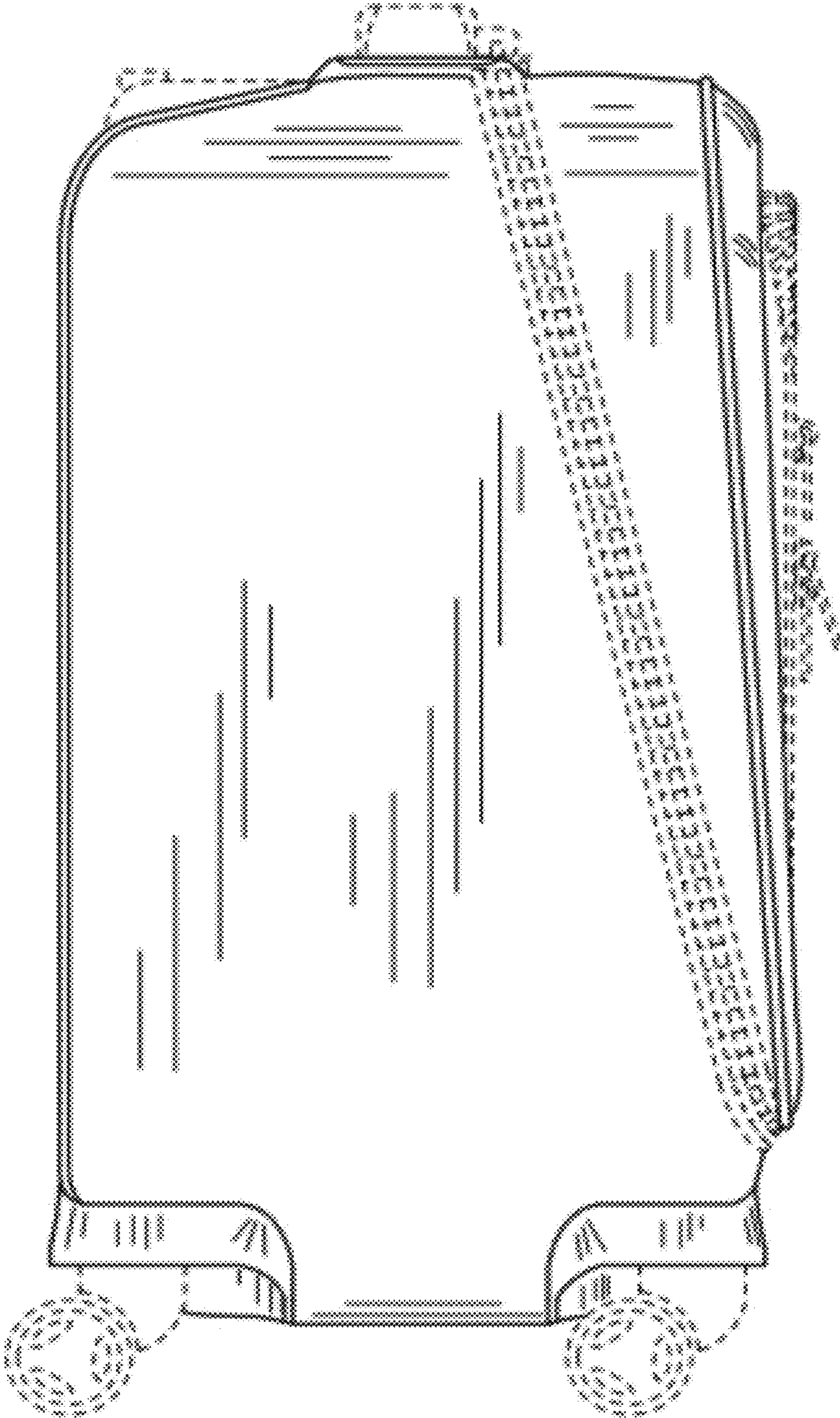


FIG. 5

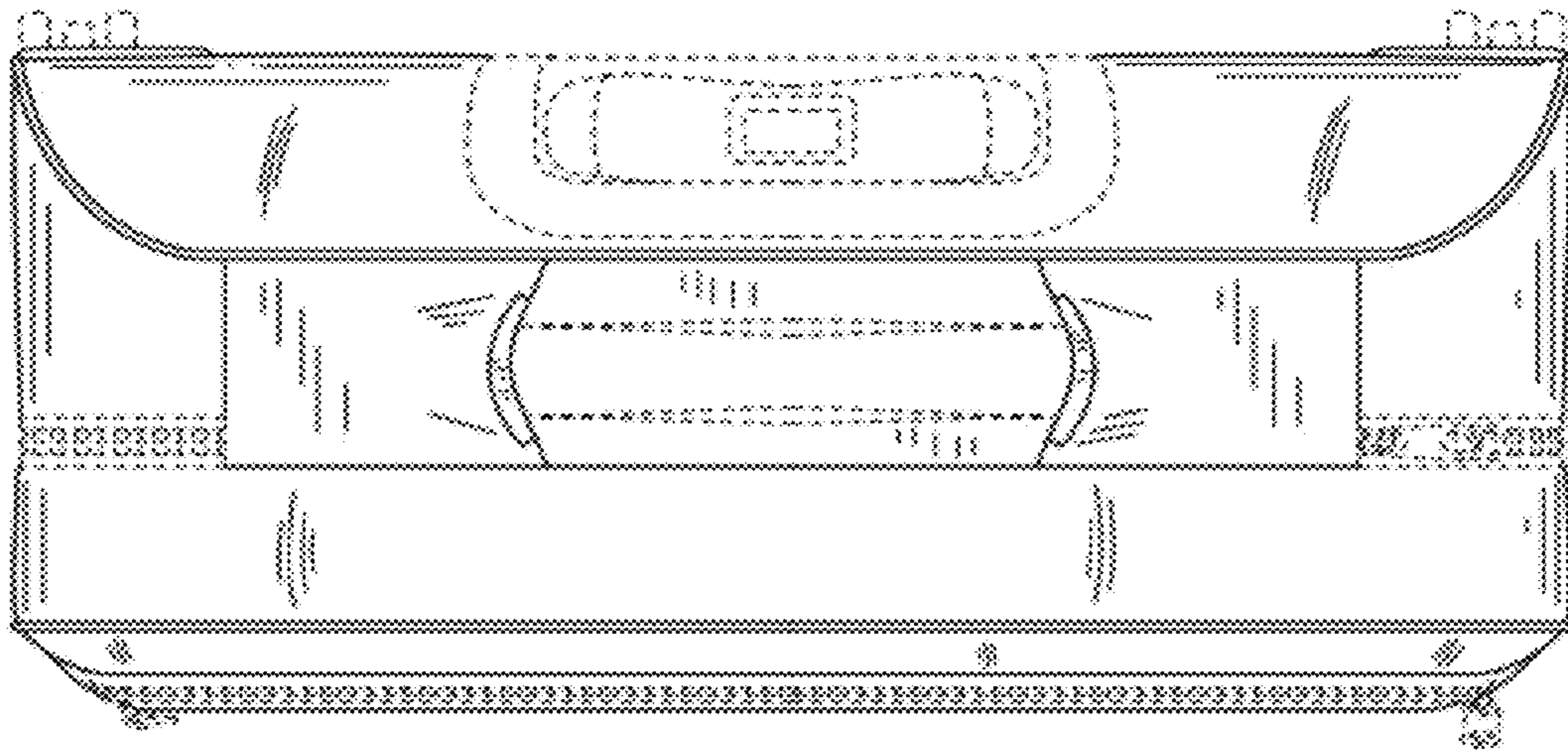


FIG. 6

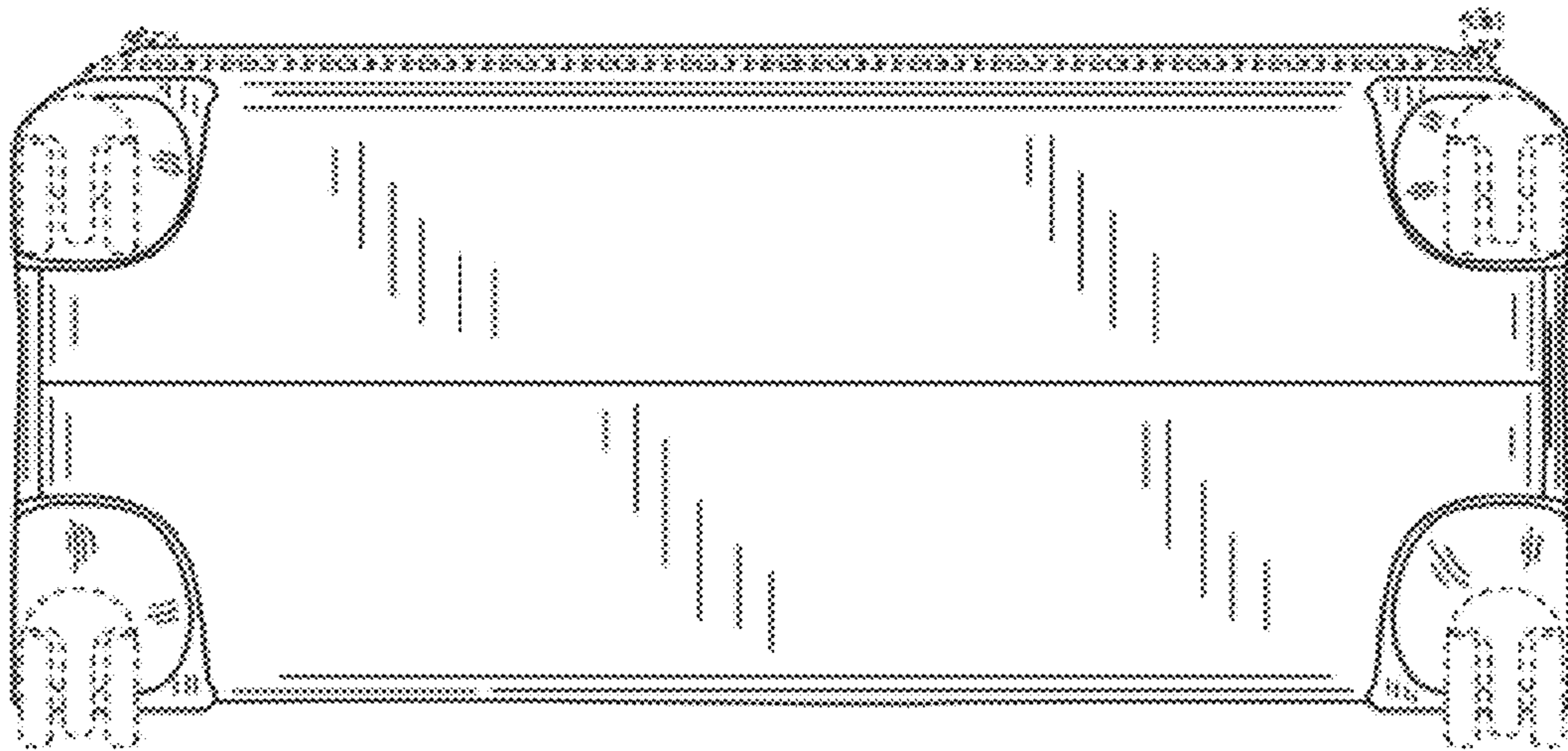


FIG. 7