



US00D665999S

(12) **United States Design Patent**
Gifford

(10) **Patent No.:** **US D665,999 S**

(45) **Date of Patent:** **** Aug. 28, 2012**

(54) **LUGGAGE**

(75) Inventor: **Jason Gifford**, Providence, RI (US)

(73) Assignee: **Samsonite IP Holdings S.a.r.l.**,
Luxembourg (LU)

(**) Term: **14 Years**

(21) Appl. No.: **29/401,093**

(22) Filed: **Sep. 7, 2011**

(51) **LOC (9) Cl.** **03-01**

(52) **U.S. Cl.** **D3/279**

(58) **Field of Classification Search** D3/272,
D3/273, 274, 276, 279, 289, 297, 321; 190/1,
190/3, 6, 7, 9, 13 R, 14, 13 F, 15.1, 18 A,
190/108, 100-107, 109-114, 115-127, 903
See application file for complete search history.

(56) **References Cited**

U.S. PATENT DOCUMENTS

5,630,521	A	5/1997	Waddell et al.	
D385,115	S	10/1997	Earl et al.	
D389,308	S	1/1998	King et al.	
D395,361	S	6/1998	Zionts et al.	
5,758,752	A	6/1998	King et al.	
D444,946	S	7/2001	Klamm	
6,276,501	B1 *	8/2001	Tong 190/107	
D461,055	S	8/2002	Szyf	
D463,663	S	10/2002	Magana	
D474,597	S	5/2003	Nykoluk	
D479,042	S	9/2003	Szyf et al.	
D485,681	S	1/2004	Fenton et al.	
D491,359	S	6/2004	Oh	
D492,110	S	6/2004	van Himbeec et al.	
D494,364	S	8/2004	Burgess et al.	
6,953,110	B2	10/2005	Santy et al.	

D541,530	S	5/2007	Sijmons	
D603,163	S	11/2009	van Himbeec	
D630,850	S	1/2011	Gifford	
7,900,758	B2	3/2011	King et al.	
D639,555	S *	6/2011	Moon D3/279	
D640,868	S *	7/2011	Jongchul D3/279	
D644,838	S *	9/2011	Tong D3/279	
2005/0077135	A1	4/2005	Drew et al.	

(Continued)

FOREIGN PATENT DOCUMENTS

EM 000784848-0001 9/2007

(Continued)

OTHER PUBLICATIONS

U.S. Appl. No. 29/401,102, filed Sep. 7, 2011, Gifford.

(Continued)

Primary Examiner — Jennifer Rivard

(74) *Attorney, Agent, or Firm* — Dorsey & Whitney LLP

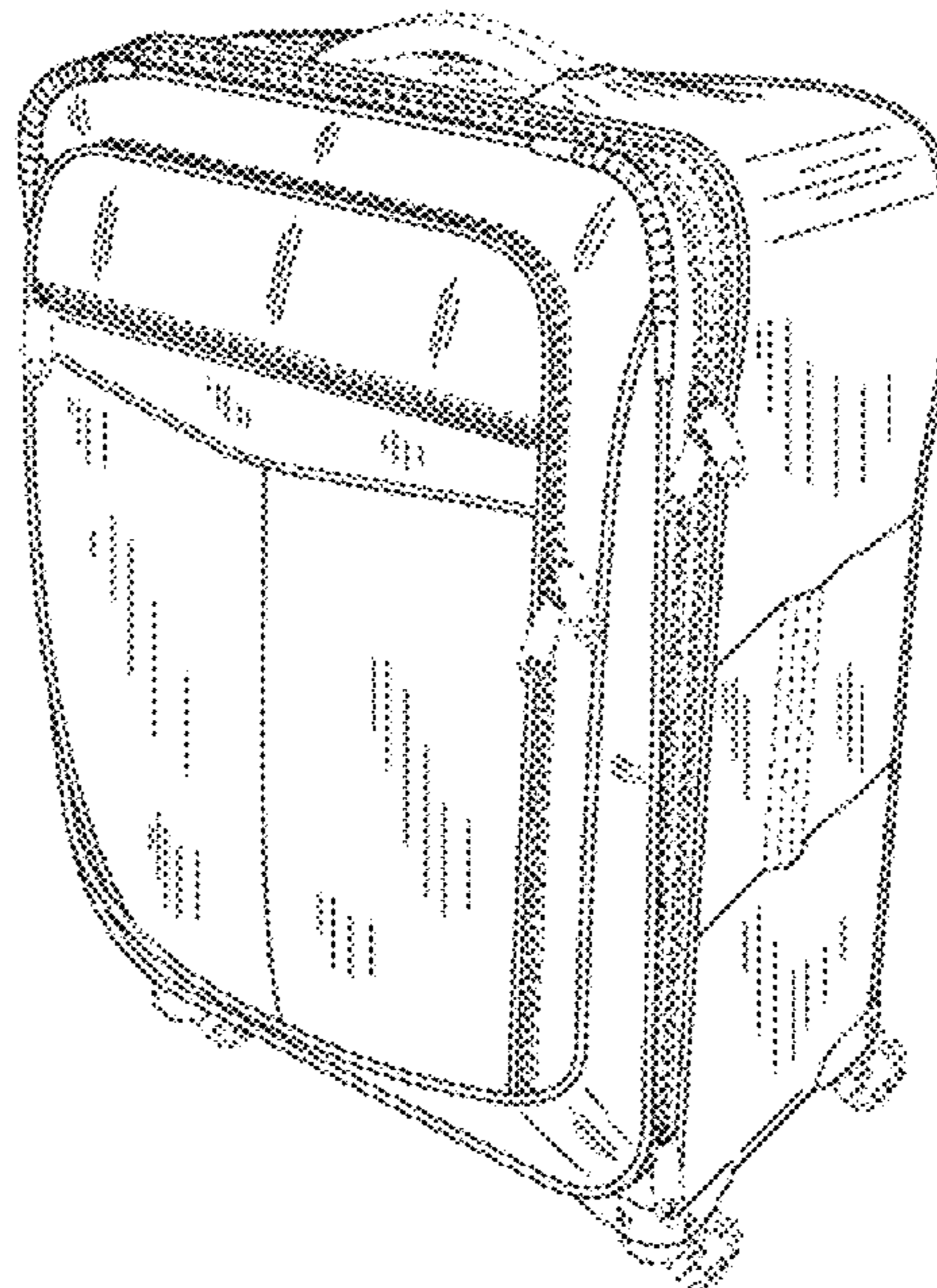
(57) **CLAIM**

The ornamental design for luggage, as shown and described.

DESCRIPTION

FIG. 1 shows a front perspective view of luggage;
FIG. 2 shows a front elevation view of the luggage of FIG. 1;
FIG. 3 shows a rear elevation view of the luggage of FIG. 1;
FIG. 4 shows a left elevation view of the luggage of FIG. 1;
FIG. 5 shows a right elevation view of the luggage of FIG. 1;
FIG. 6 shows a top view of the luggage of FIG. 1; and,
FIG. 7 shows a bottom view of the luggage of FIG. 1.
The dashed lines in FIGS. 1-7 show the environment and boundaries of the luggage and form no part of the claimed invention.

1 Claim, 6 Drawing Sheets



US D665,999 S

Page 2

U.S. PATENT DOCUMENTS

2008/0223678 A1 9/2008 Godshaw et al.

FOREIGN PATENT DOCUMENTS

EM	000784855-0001	9/2007
EM	000926993-0001	4/2008
EM	000945167-0001	6/2008
EM	001016018-0003	10/2008
EM	001016018-0004	10/2008
EM	001018931-0002	10/2008
EM	001018931-0003	10/2008
EM	001018931-0004	10/2008
EM	001029664-0001	10/2008
EM	001073225-0001	1/2009
EM	001625757-0001	10/2009
EM	001175822-0001	11/2009
EM	001651191-0002	12/2009

EM	001656653-0005	1/2010
EM	001245369-0002	11/2010
EM	001252076-0001	12/2010
EM	001252076-0003	12/2010
EM	001252761-0001	12/2010
EM	001260319-0001	2/2011
EM	001263875-0002	2/2011
EM	001263875-0003	2/2011
FR	973726-003	10/1997

OTHER PUBLICATIONS

Samsonite Silhouette 11, Downloaded Sep. 8, 2009 at <http://shop.samsonite.com/storefront/suitcases/29-quot-spinner/prod36260XXXX-cC05-.html>, 1 page.

* cited by examiner

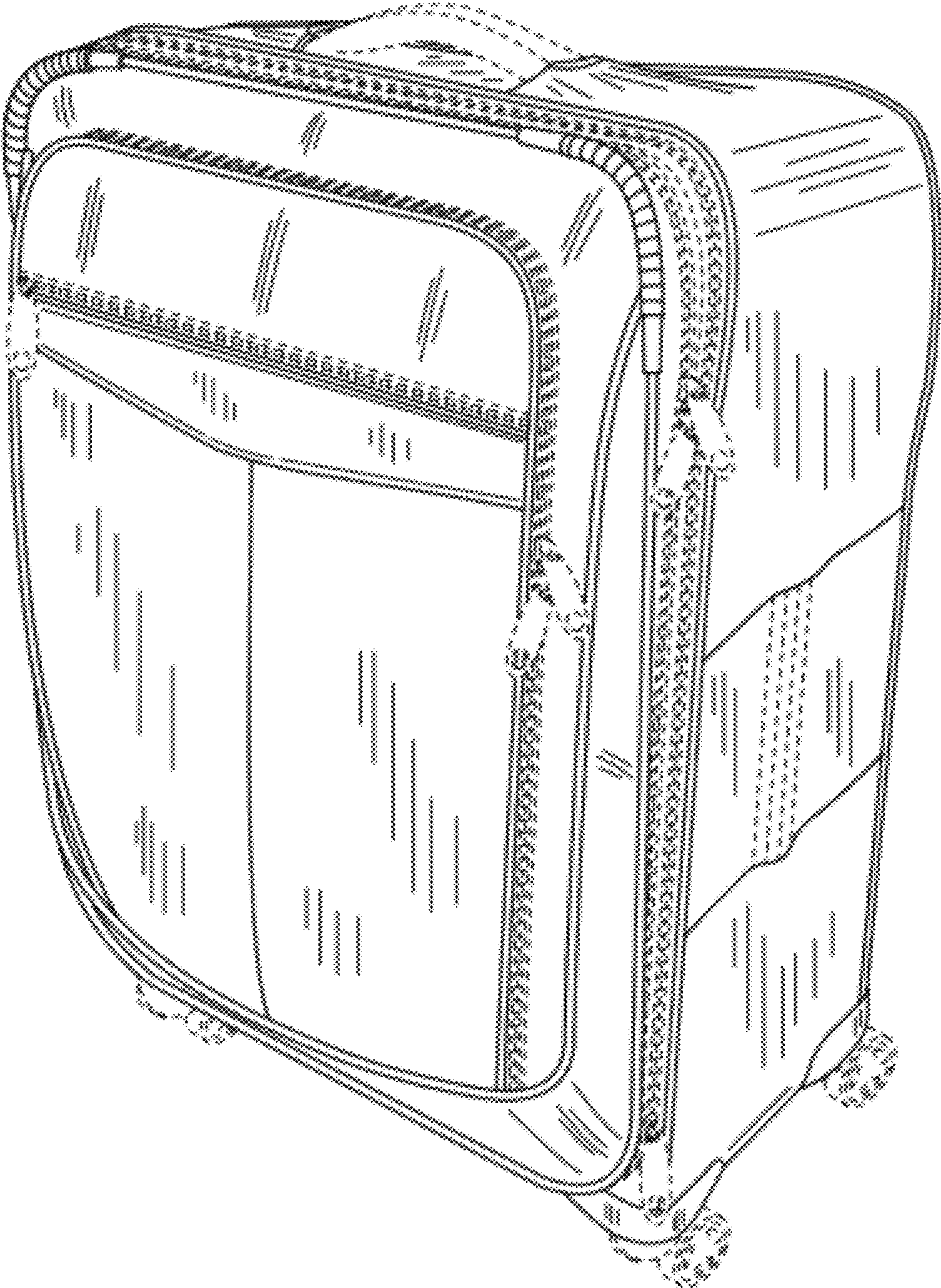


FIG. 1

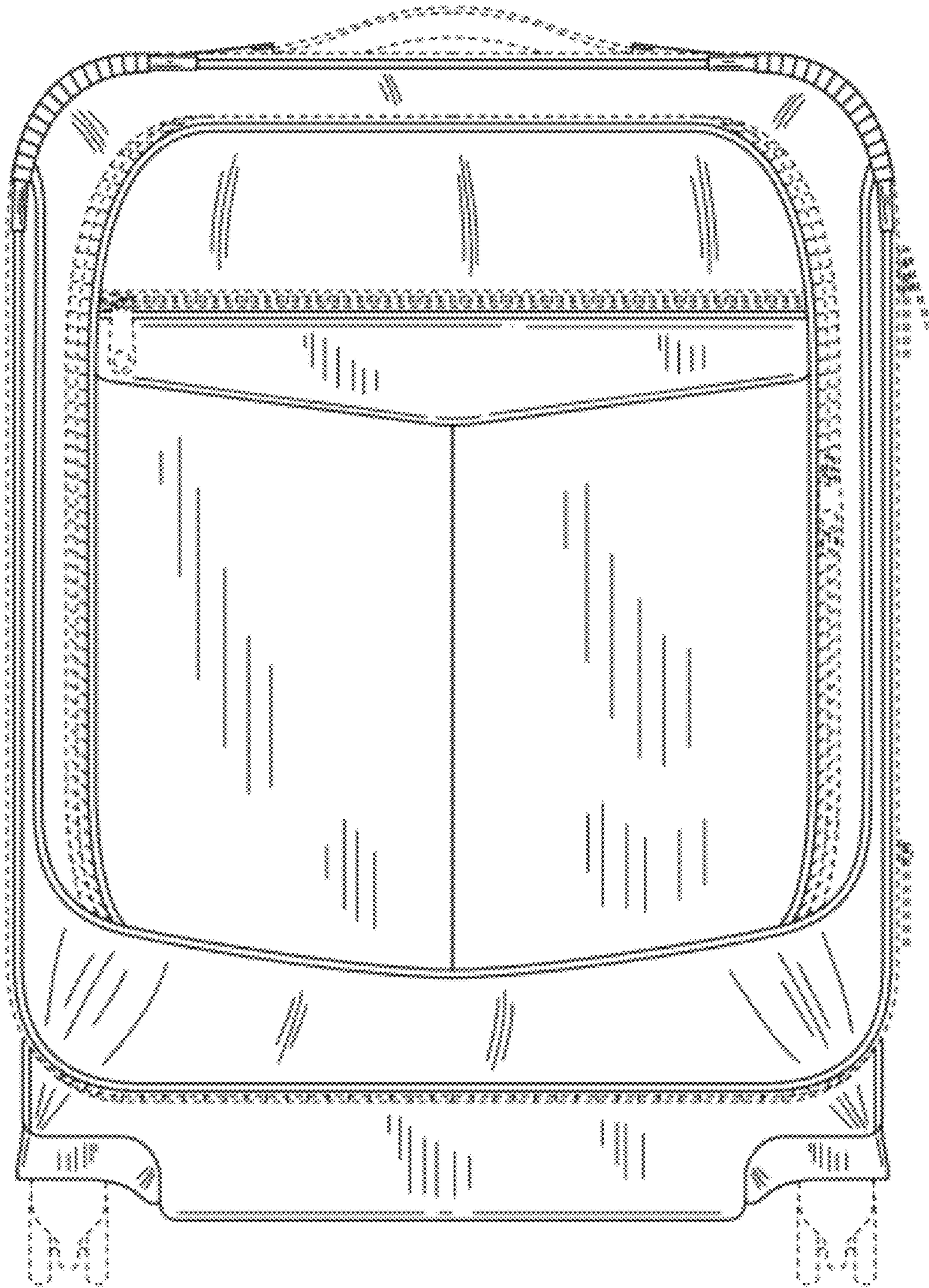


FIG.2




FIG. 3

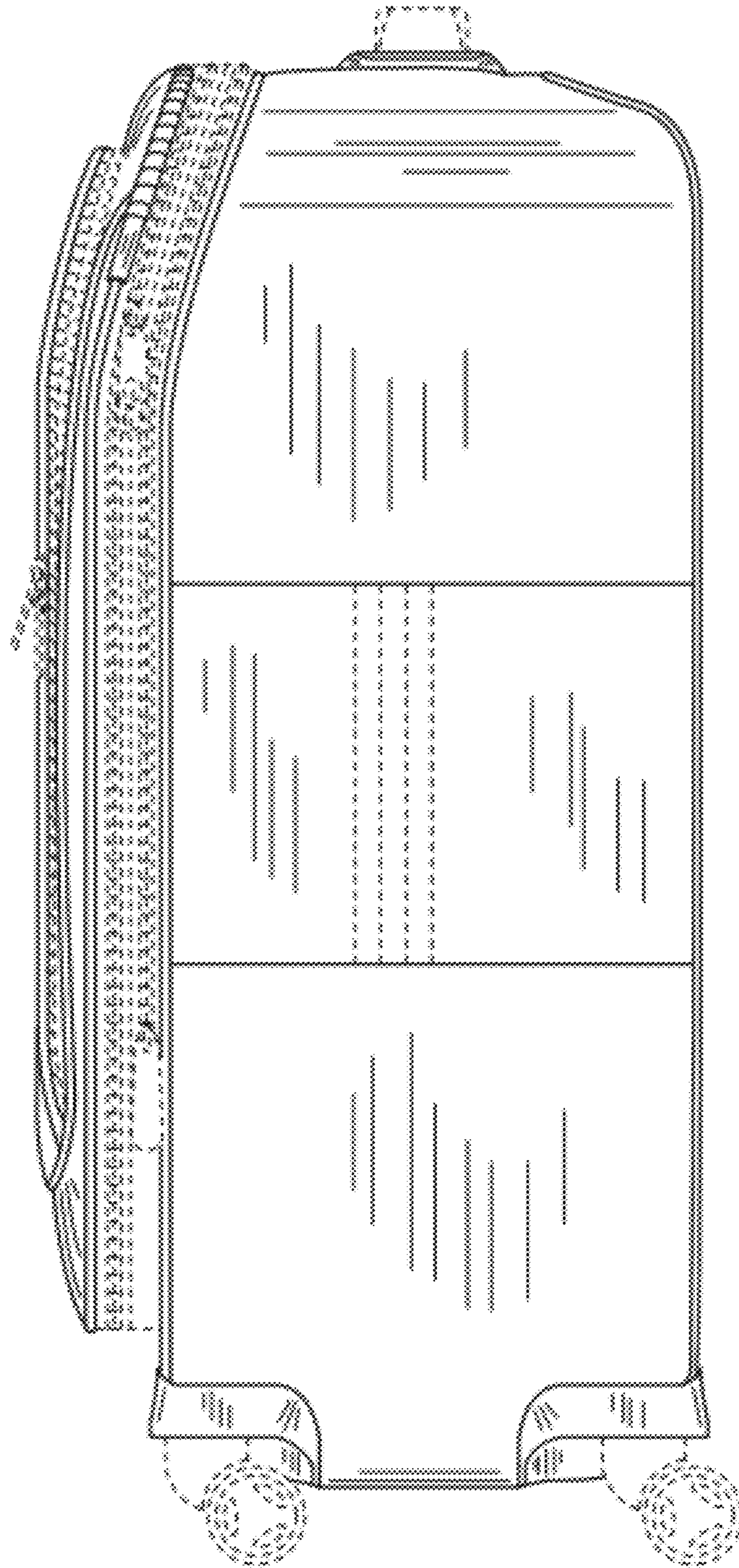


FIG.4

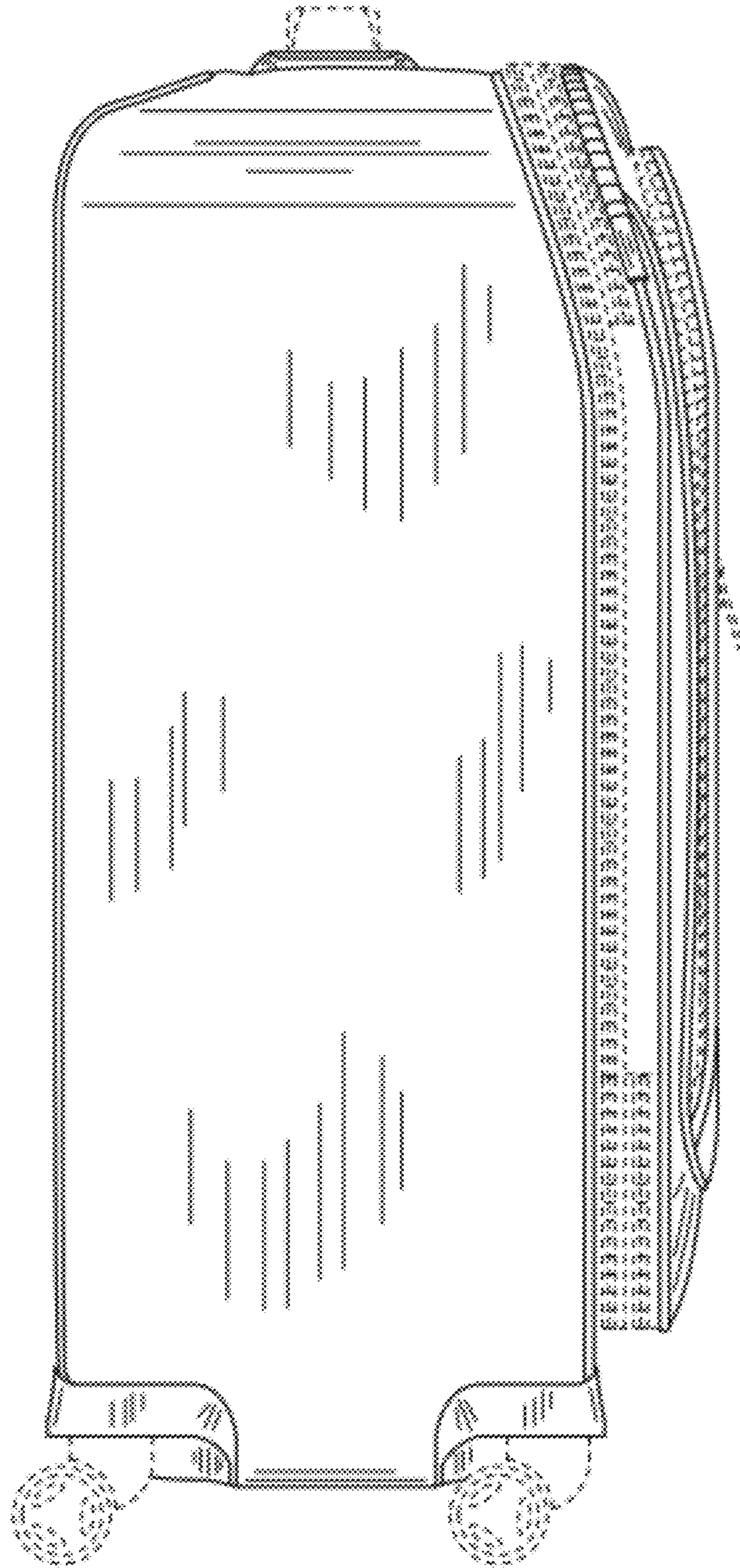


FIG. 5

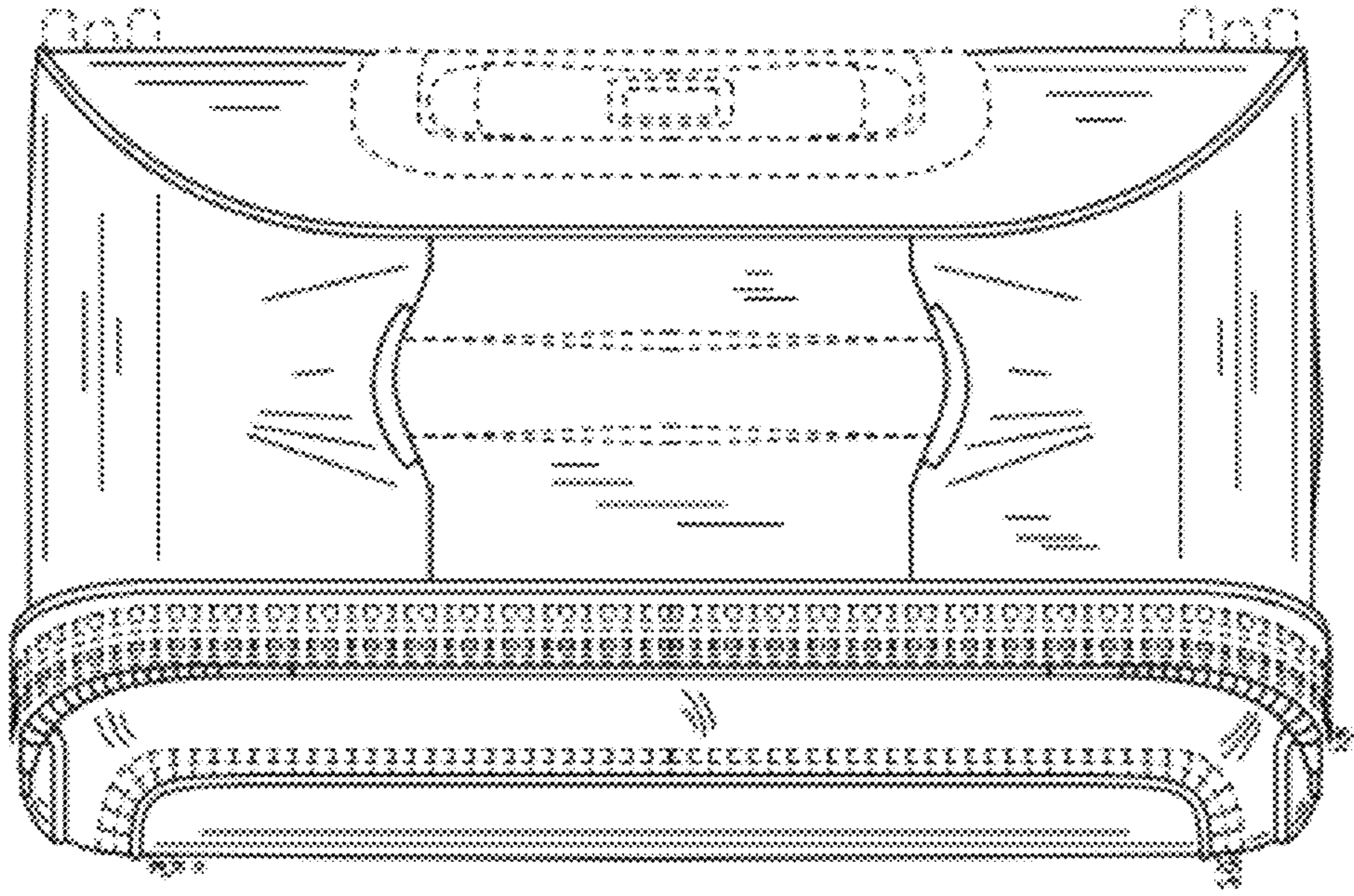


FIG. 6

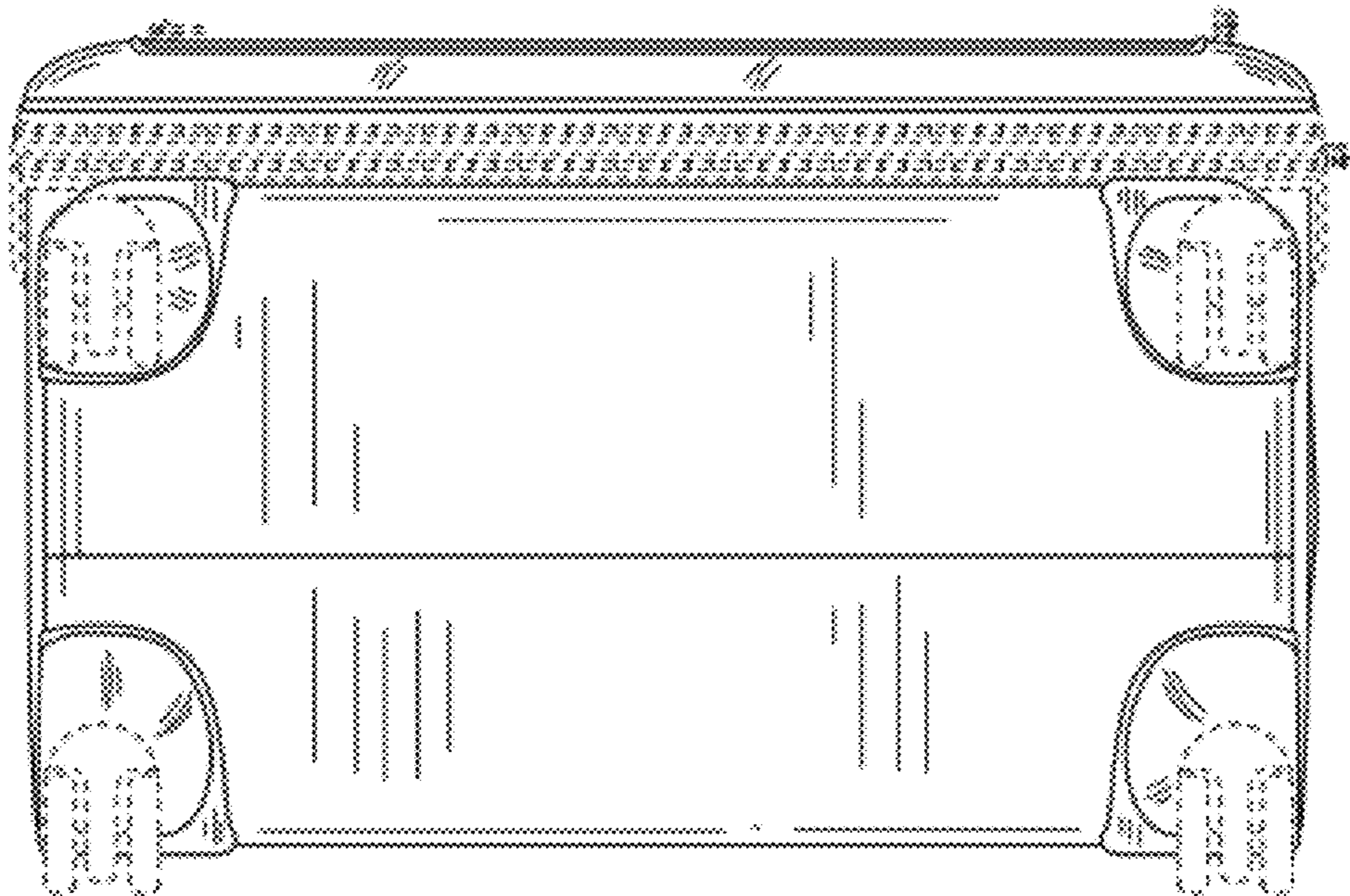


FIG. 7