



(12) **United States Design Patent**
Reisenthel

(10) **Patent No.:** **US D665,995 S**
(45) **Date of Patent:** **** *Aug. 28, 2012**

(54) **HANDLE BAG WITH PRESS-BUTTONS**

(76) Inventor: **Peter Reisenthel**, Gilching (DE)

(*) Notice: This patent is subject to a terminal disclaimer.

(**) Term: **14 Years**

(21) Appl. No.: **29/380,627**

(22) Filed: **Dec. 8, 2010**

Related U.S. Application Data

(63) Continuation-in-part of application No. 29/363,564, filed on Jun. 11, 2010, now Pat. No. Des. 631,250, which is a continuation-in-part of application No. 29/380,624, filed on Dec. 8, 2010, which is a continuation-in-part of application No. 29/380,625, filed on Dec. 8, 2010, which is a continuation-in-part of application No. 29/380,628, filed on Dec. 8, 2010, which is a continuation-in-part of application No. 29/380,632, filed on Dec. 8, 2010, which is a continuation-in-part of application No. 29/380,633, filed on Dec. 8, 2010, which is a continuation-in-part of application No. 29/380,629, filed on Dec. 8, 2010, which is a continuation-in-part of application No. 29/380,631, filed on Dec. 8, 2010.

(30) **Foreign Application Priority Data**

Oct. 20, 2010 (EM) 001770983

(51) **LOC (9) Cl.** **03-01**

(52) **U.S. Cl.** **D3/245**

(58) **Field of Classification Search** D3/232-233,
D3/240-245, 318; 150/100, 103-110, 113-114,
150/118-119

See application file for complete search history.

(56) **References Cited**

U.S. PATENT DOCUMENTS

D359,166 S * 6/1995 Ford D3/243
D549,960 S * 9/2007 Gonzalez D3/246

(Continued)

Primary Examiner — Holly Baynham
(74) *Attorney, Agent, or Firm* — Mayback & Hoffman, P.A.;
Gregory L. Mayback; Rebecca A. Tie

(57) **CLAIM**

The ornamental design for a handle bag with press buttons, as shown and described.

DESCRIPTION

FIG. 1 is a perspective view from a side corner of a handle bag according to the present invention, the tag indicated with dashed lines is for the purposes of illustrating environment and forms no part of the claimed design;

FIG. 2 is an elevational view of a first side of the handle bag of FIG. 1, the tag indicated with dashed lines is for the purposes of illustrating environment and forms no part of the claimed design;

FIG. 3 is an elevational view of a second side of the handle bag of FIG. 1 from a side opposite the view of FIG. 2;

FIG. 4 is an elevational view of a third side of the handle bag of FIG. 1;

FIG. 5 is an elevational view of a fourth side of the handle bag of FIG. 1 from a side opposite the view of FIG. 4, the tag indicated with dashed lines is for the purposes of illustrating environment and forms no part of the claimed design;

FIG. 6 is a top plan view of the handle bag of FIG. 1, the tag indicated with dashed lines is for the purposes of illustrating environment and forms no part of the claimed design; and,

FIG. 7 is a bottom plan view of the handle bag of FIG. 1.

1 Claim, 3 Drawing Sheets



US D665,995 S

Page 2

U.S. PATENT DOCUMENTS

| | | | | | |
|------------|---|---------|----------------|--------|--|
| D580,165 S | * | 11/2008 | Pavlou | D3/245 | |
| D605,402 S | * | 12/2009 | Gonzalez | D3/245 | * cited by examiner |
| | | | | | D613,942 S * 4/2010 Shing D3/232 |



FIG. 1

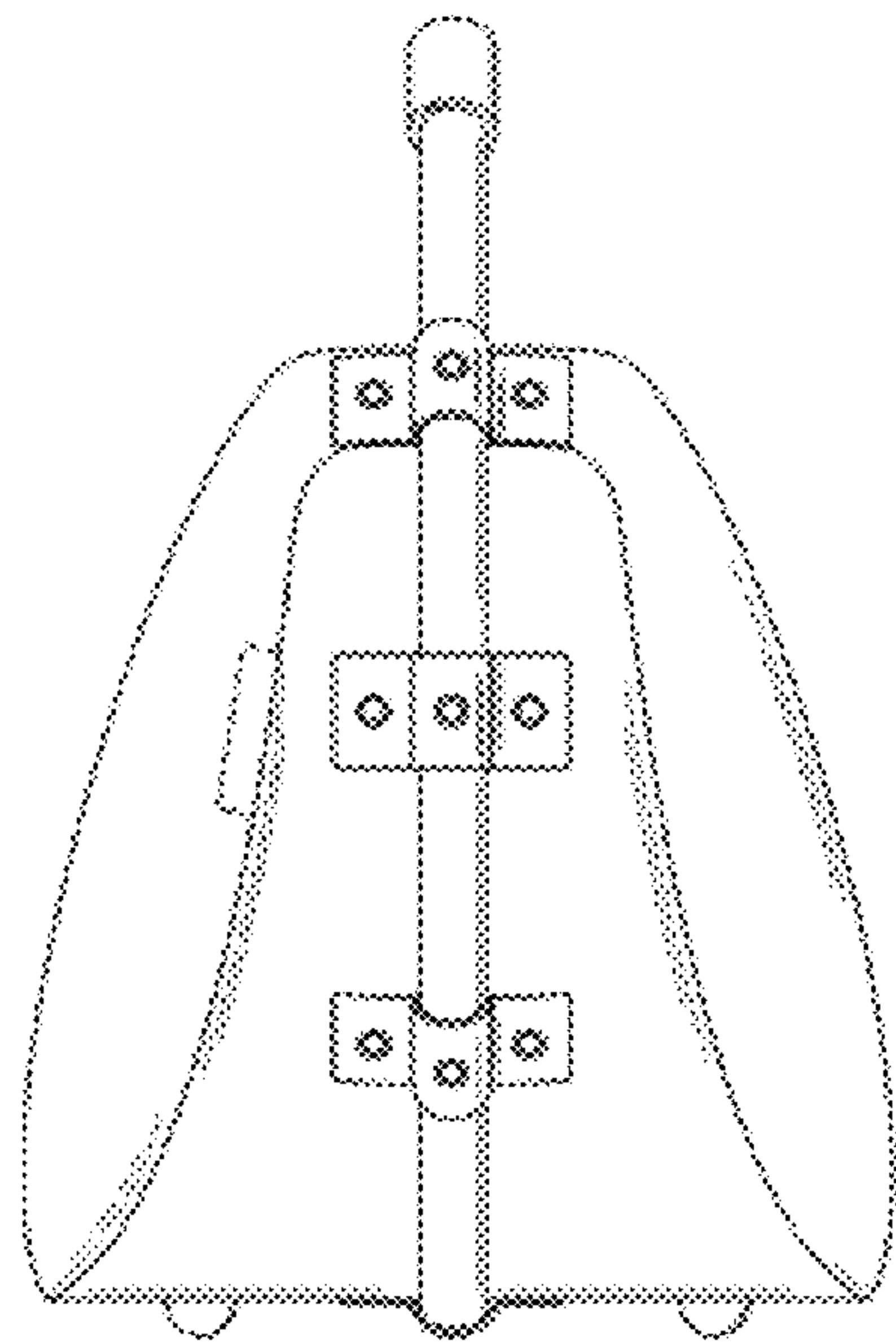


FIG. 2

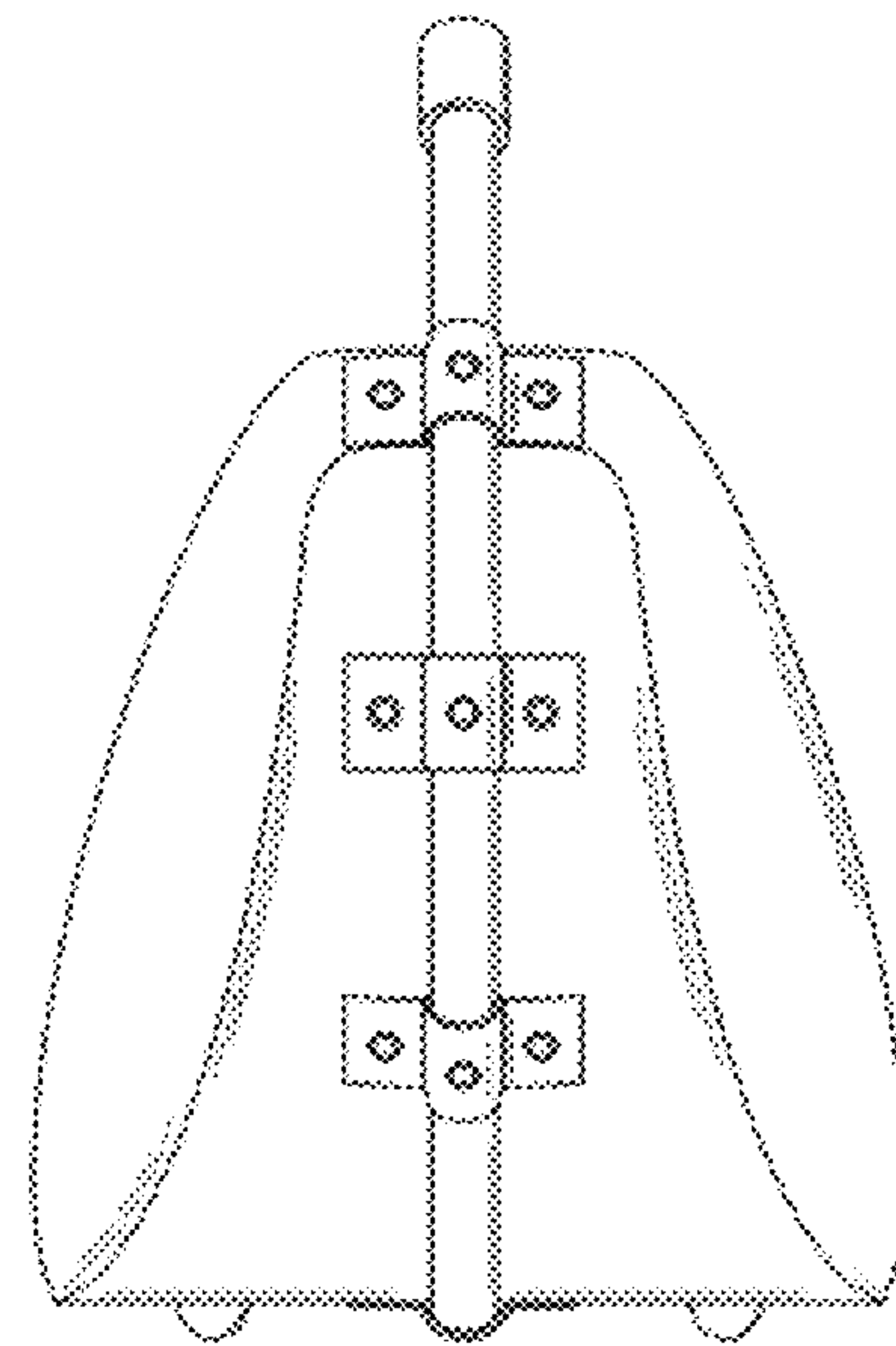


FIG. 3

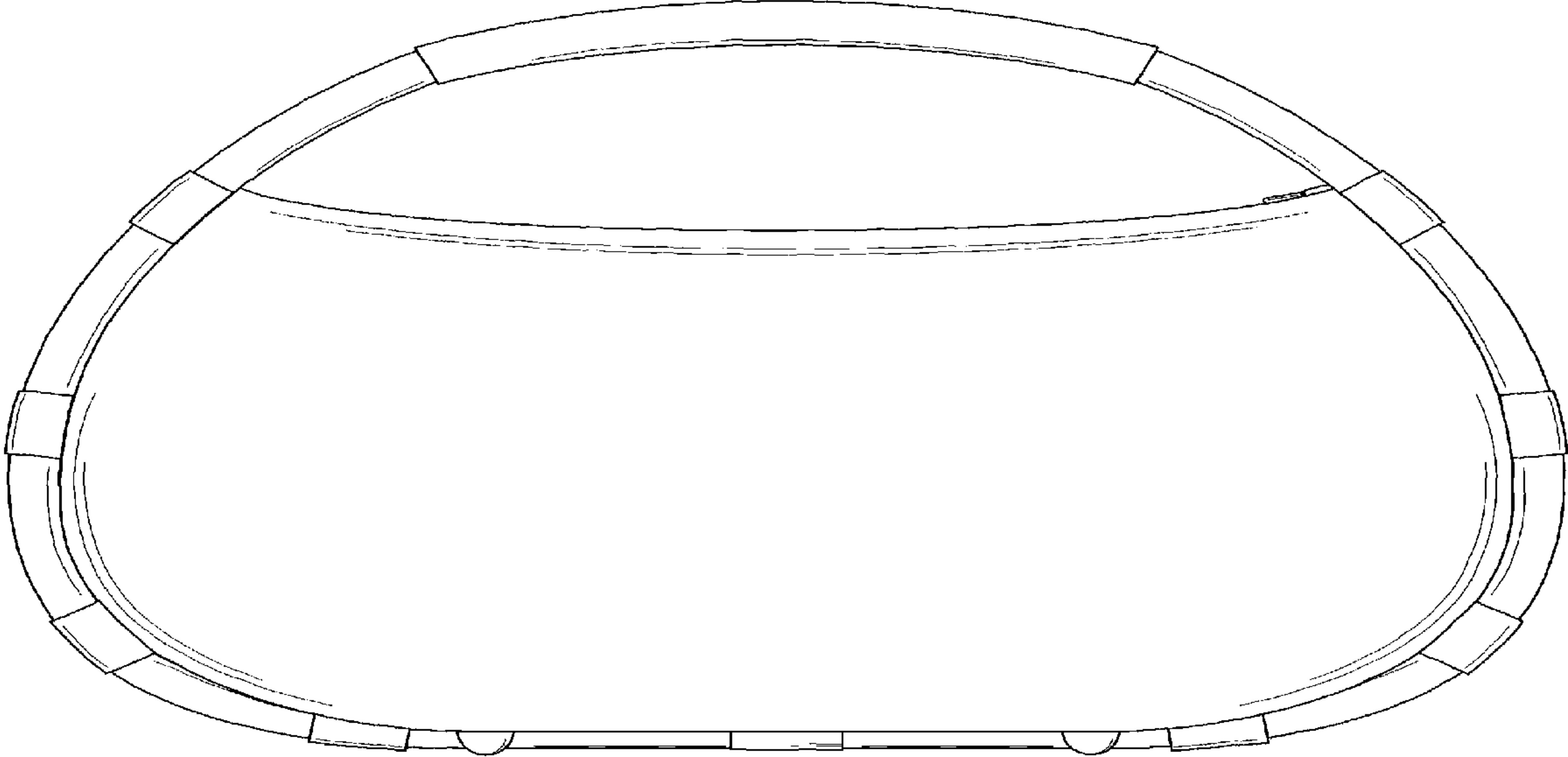


FIG. 4

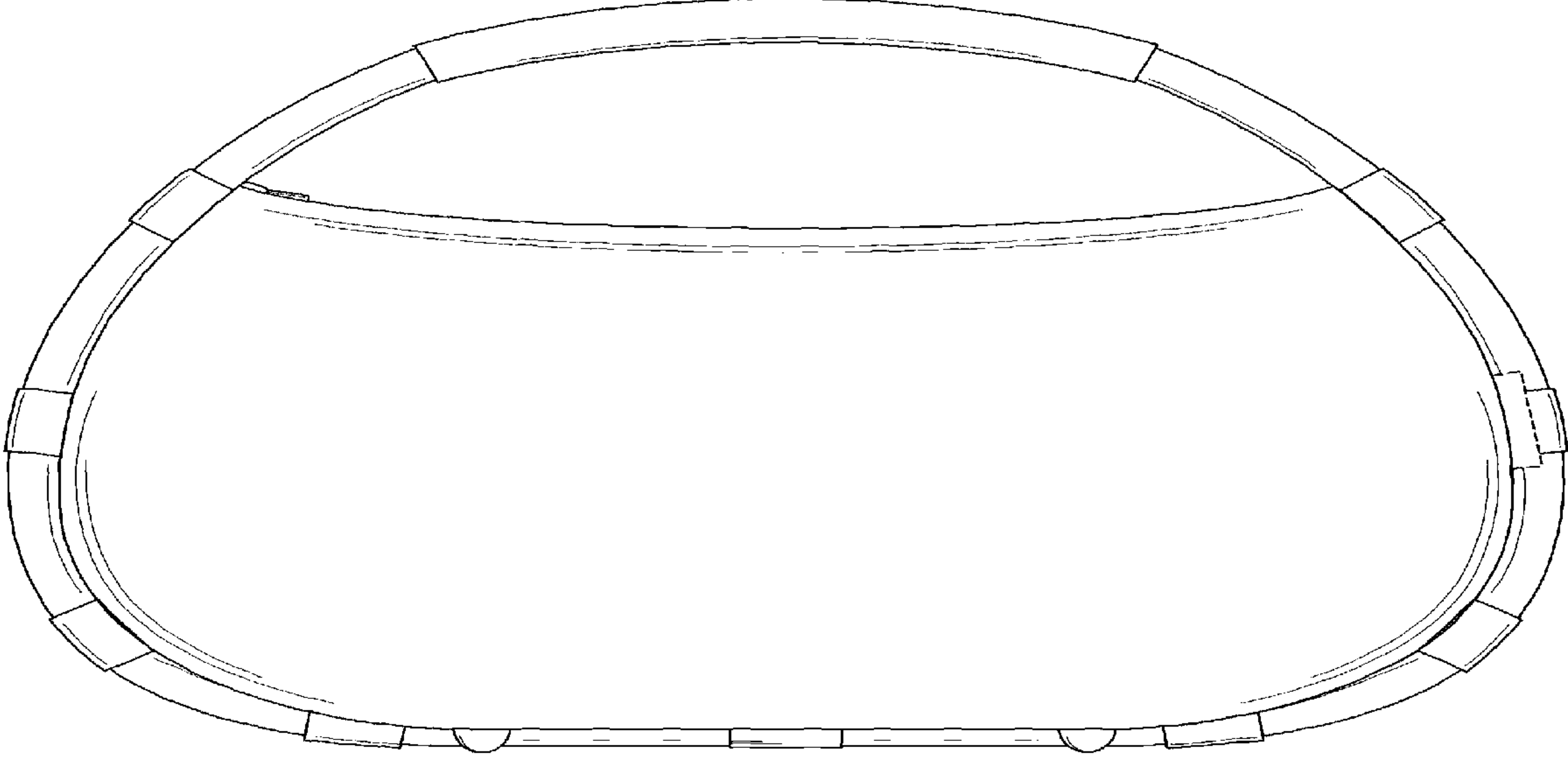


FIG. 5




FIG. 6

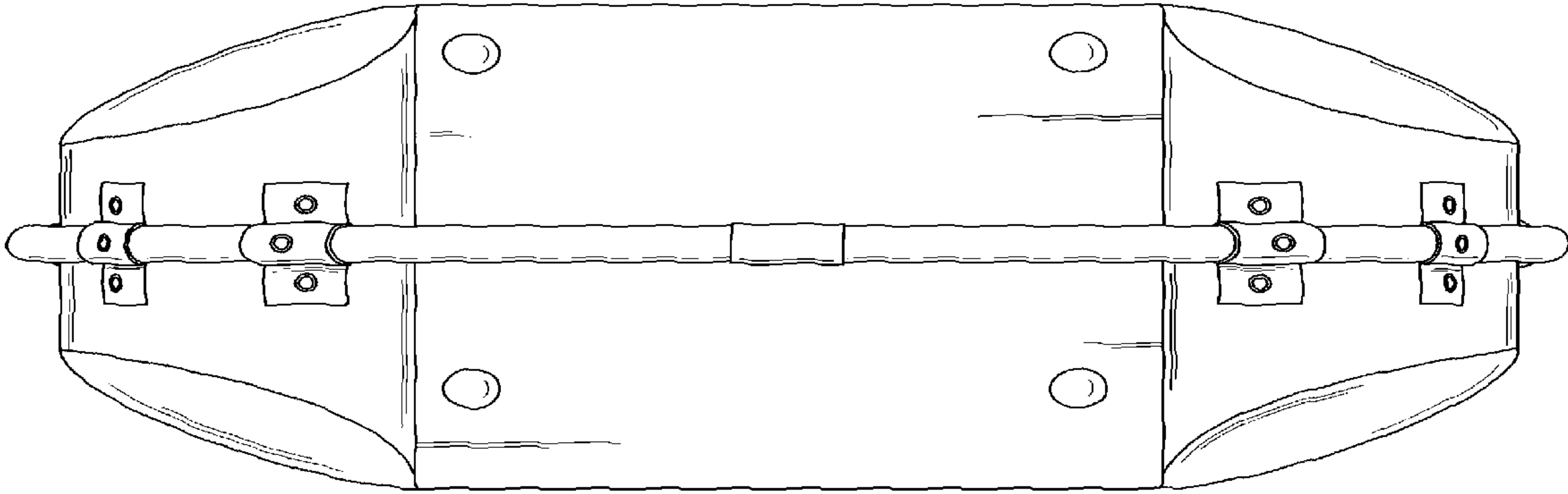


FIG. 7