

US00D665994S

(12) **United States Design Patent**
Bamke

(10) **Patent No.:** **US D665,994 S**

(45) **Date of Patent:** **** Aug. 28, 2012**

(54) **CELLULAR PHONE CARRYING CASE WITH AN INNER POUCH**

Primary Examiner — Catherine Oliver

(74) *Attorney, Agent, or Firm* — Brannen Law Office, LLC

(75) Inventor: **Penny Bamke**, Slinger, WI (US)

(73) Assignee: **Randy L. Nickel**, Fond du Lac, WI (US)

(57) **CLAIM**

I claim the ornamental design for a cellular phone carrying case with an inner pouch, as shown and described.

(**) Term: **14 Years**

(21) Appl. No.: **29/402,604**

(22) Filed: **Sep. 24, 2011**

DESCRIPTION

(51) **LOC (9) Cl.** **03-01**

(52) **U.S. Cl.** **D3/218**

(58) **Field of Classification Search** D3/218,
D3/215, 219, 201, 226, 269, 303; 224/240–241,
224/236, 587; D14/138, 250, 253;
455/575.1–575.8; 379/455; 206/305, 320
See application file for complete search history.

FIG. 1 is a perspective view of a cellular phone carrying case with an inner pouch showing my new design.

FIG. 2 is a front plan view of the cellular phone carrying case with an inner pouch of my new design.

FIG. 3 is a rear plan view of the cellular phone carrying case with an inner pouch of my new design.

FIG. 4 is a top plan view of the cellular phone carrying case with an inner pouch of my new design.

FIG. 5 is a bottom plan view of the cellular phone carrying case with an inner pouch of my new design.

FIG. 6 is a right side plan view of the cellular phone carrying case with an inner pouch of my new design; and,

FIG. 7 is a left side plan view of the cellular phone carrying case with an inner pouch of my new design.

(56) **References Cited**

U.S. PATENT DOCUMENTS

| | | | | |
|--------------|---------|----------|-------|---------|
| D357,918 S * | 5/1995 | Doria | | D14/218 |
| D587,896 S * | 3/2009 | Aipa | | D3/201 |
| D619,356 S * | 7/2010 | Hillman | | D3/218 |
| D627,963 S * | 11/2010 | Schwarz | | D3/218 |
| D642,792 S * | 8/2011 | Tremblay | | D3/218 |

* cited by examiner

1 Claim, 7 Drawing Sheets

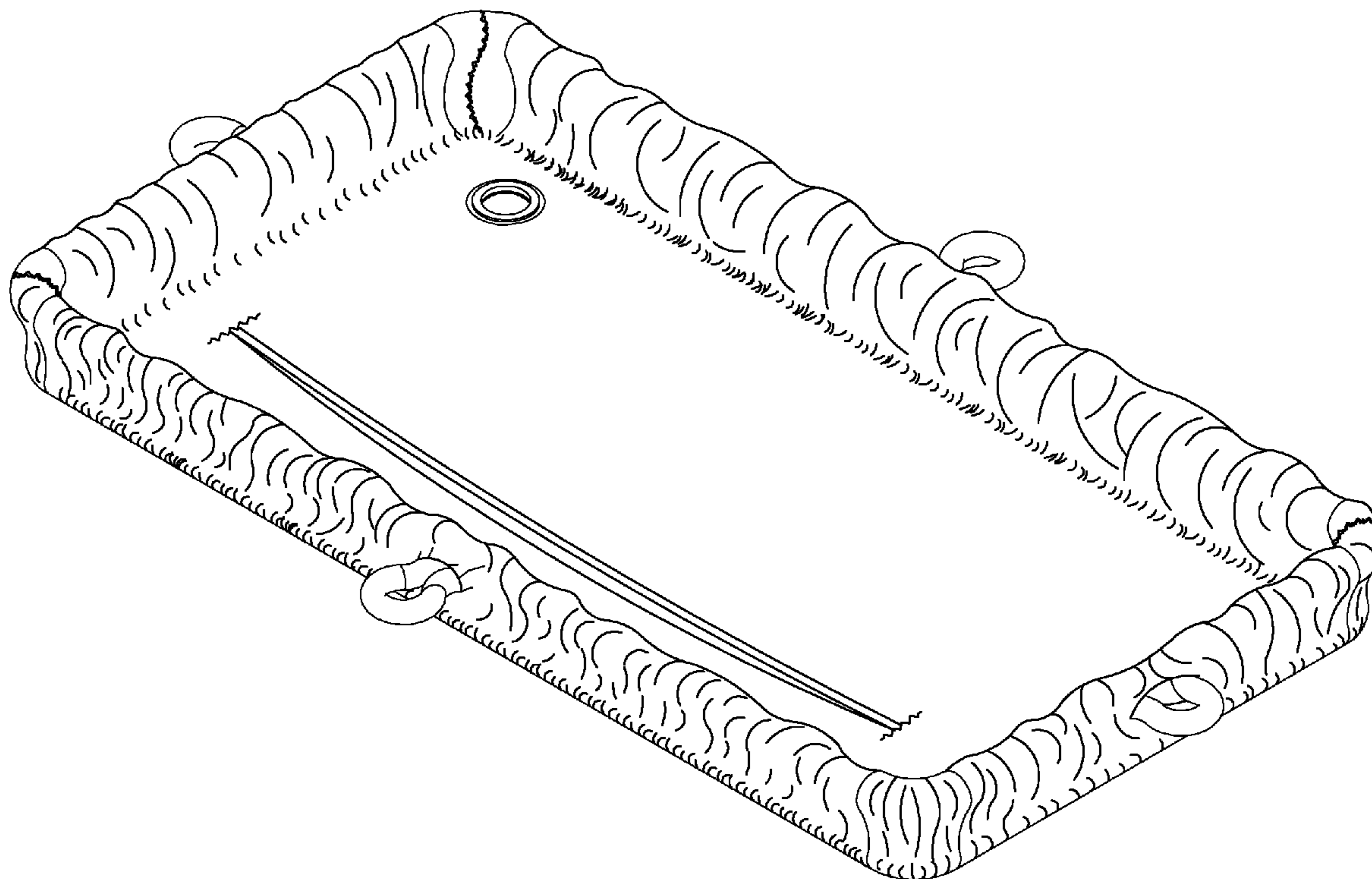


Figure 1

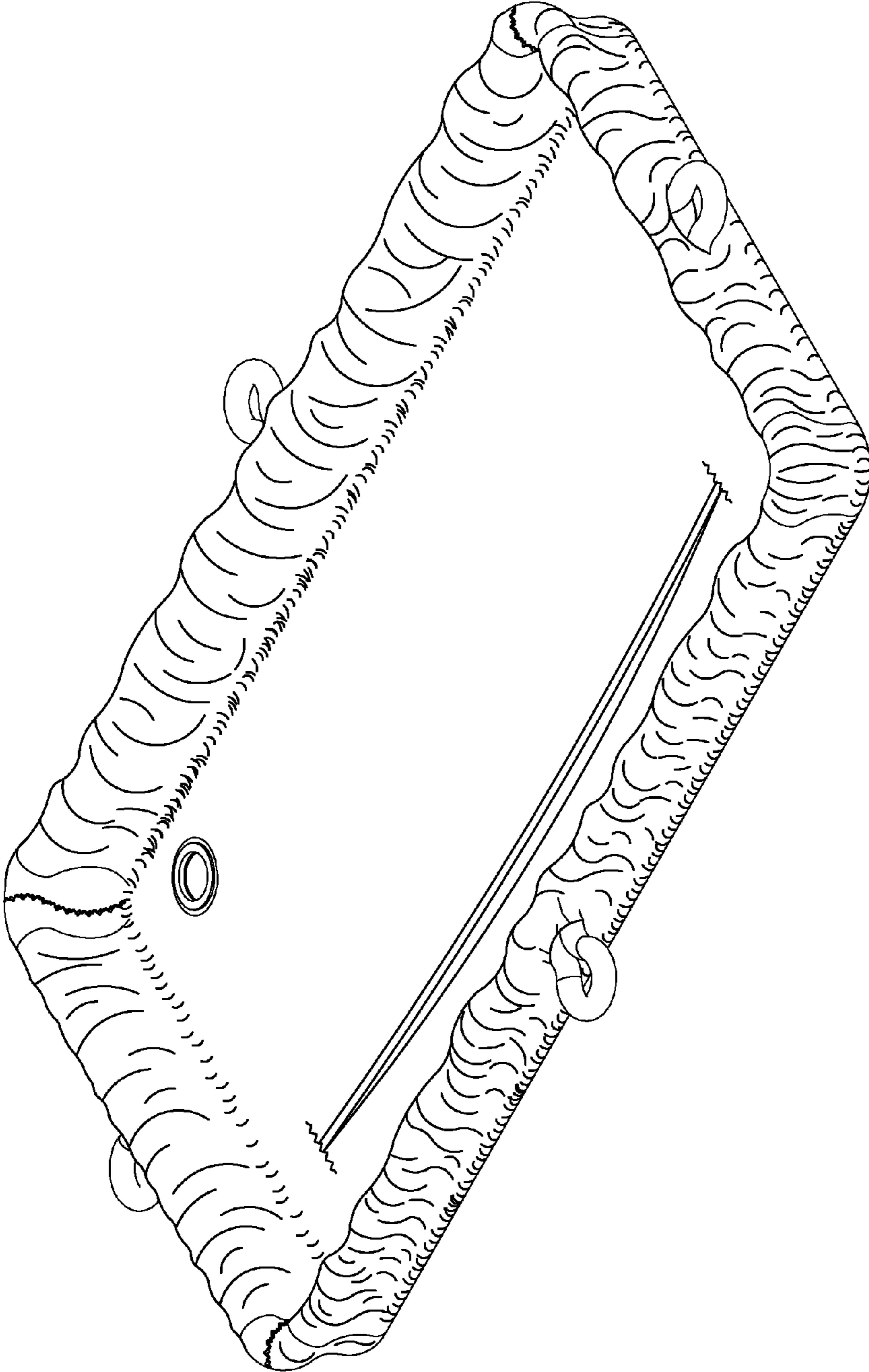


Figure 2

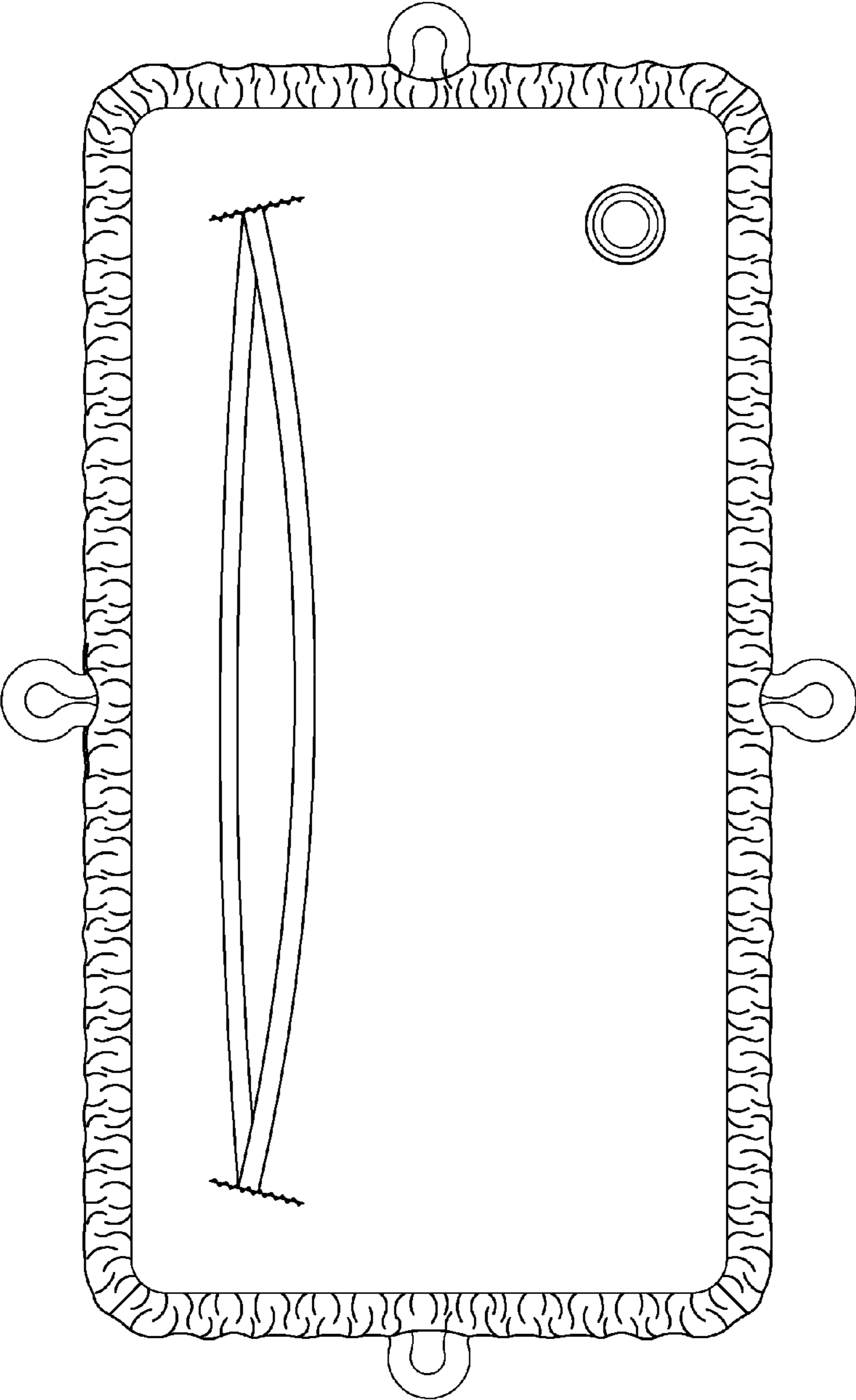


Figure 3

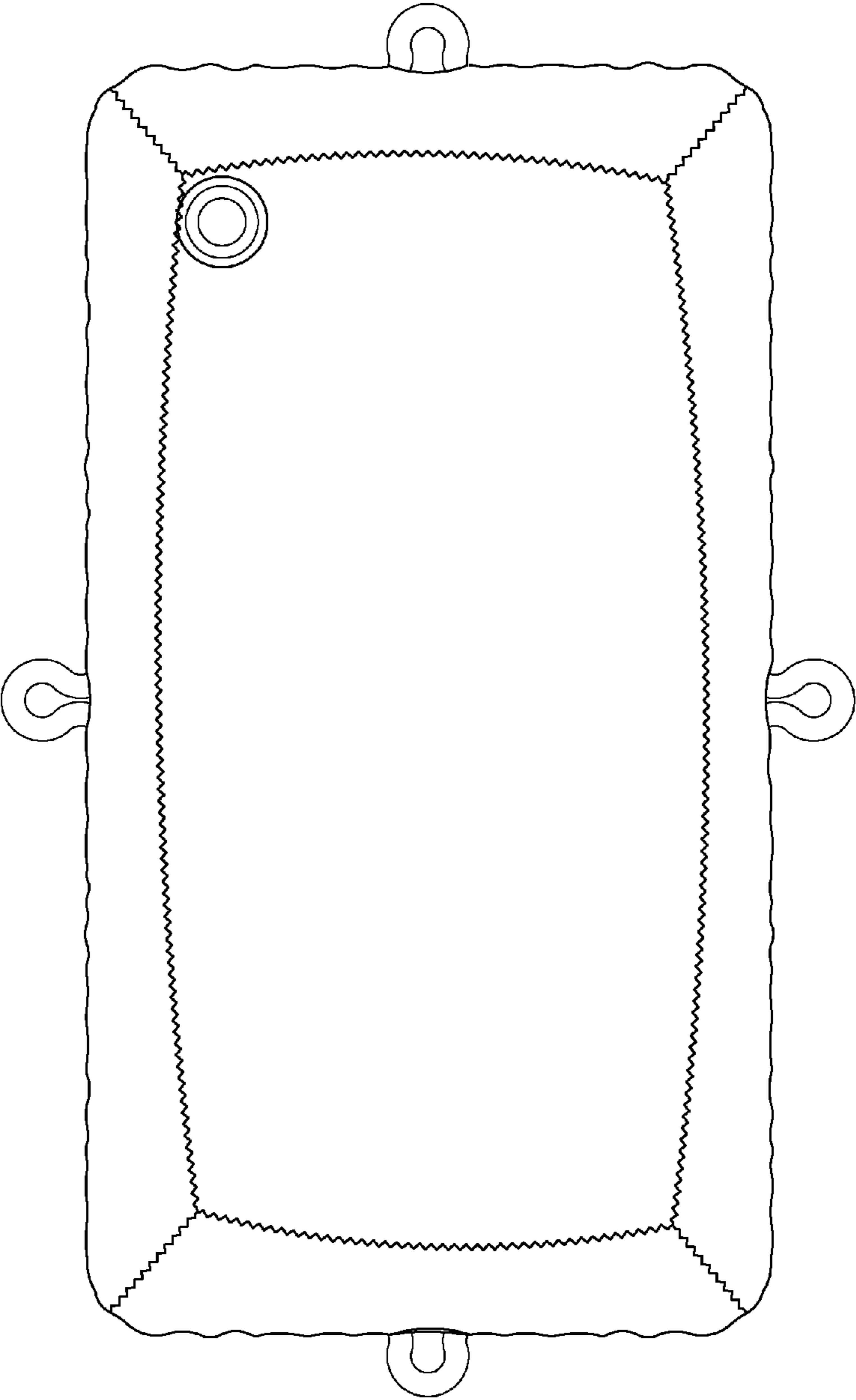


Figure 4




Figure 5




Figure 6

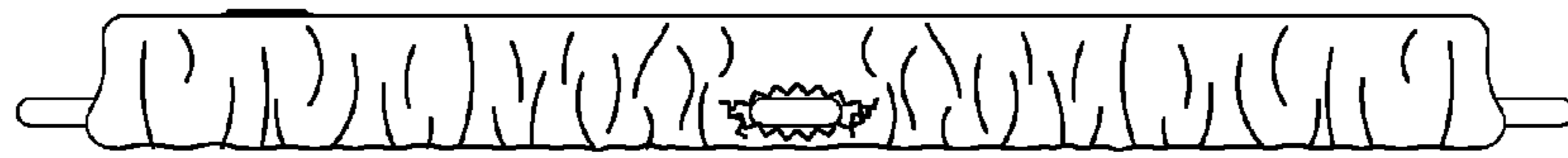


Figure 7

