



US00D665993S

(12) **United States Design Patent**
Pyle

(10) **Patent No.:** **US D665,993 S**

(45) **Date of Patent:** **** Aug. 28, 2012**

(54) **KEY RING SPREADER**

(76) Inventor: **Margaret Marie Pyle**, Canton, MI (US)

(**) Term: **14 Years**

(21) Appl. No.: **29/399,033**

(22) Filed: **Aug. 9, 2011**

Related U.S. Application Data

(63) Continuation-in-part of application No. 12/380,809, filed on May 28, 2009, now abandoned.

(51) **LOC (9) Cl.** **03-01**

(52) **U.S. Cl.** **D3/210**

(58) **Field of Classification Search** D11/1-2, D11/14, 26-29, 89-92, 44, 48, 81, 99; 63/26-28, 63/32; D3/207-212; D8/16, 38, 347, 348; 70/456 B, 457, 458; 206/37.1; D21/576, D21/593, 594, 606, 609, 610, 611, 659, 660
See application file for complete search history.

(56) **References Cited**

U.S. PATENT DOCUMENTS

4,543,860 A * 10/1985 Van Meter 81/488
D374,344 S * 10/1996 Sunderland et al. D3/211

D404,621 S * 1/1999 Liese D8/16
6,681,608 B1 * 1/2004 Hope, III 70/456 R
6,860,130 B2 * 3/2005 Brantschem 70/456 R
D504,766 S * 5/2005 Cassinelli D3/208
D598,192 S * 8/2009 Hu D3/207
7,650,770 B2 * 1/2010 Maxwell 70/408

* cited by examiner

Primary Examiner — Ralf Seifert

(74) *Attorney, Agent, or Firm* — Dale J. Ream

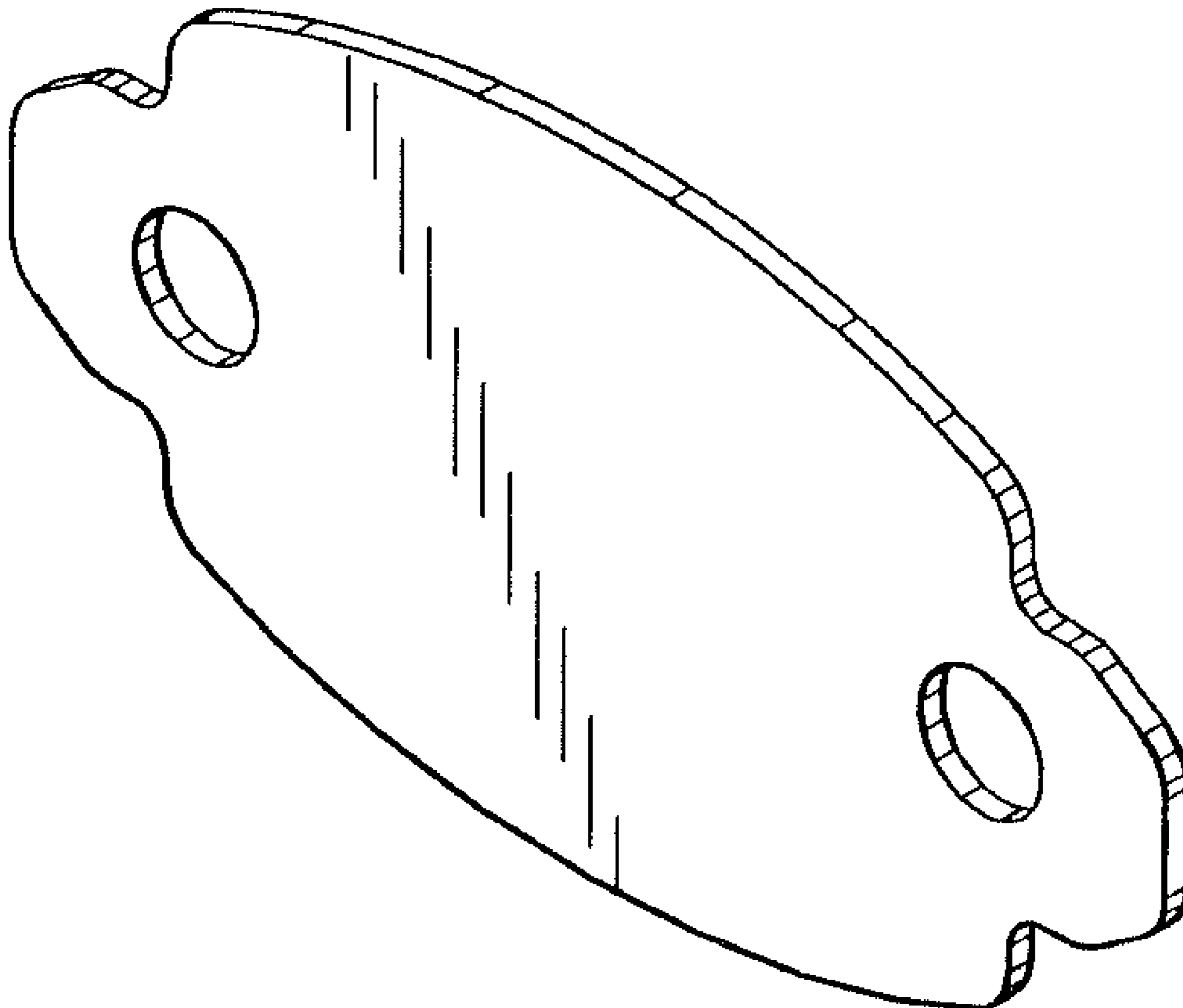
(57) **CLAIM**

The ornamental design for a key ring spreader, as shown and described.

DESCRIPTION

FIG. 1 is a perspective view of a key ring spreader showing my new design;
FIG. 2 is a front view, the back view being a mirror image thereof;
FIG. 3 is a top view, the bottom view being a mirror image thereof; and,
FIG. 4 is a left side view, the right side view being a mirror image thereof.

1 Claim, 1 Drawing Sheet



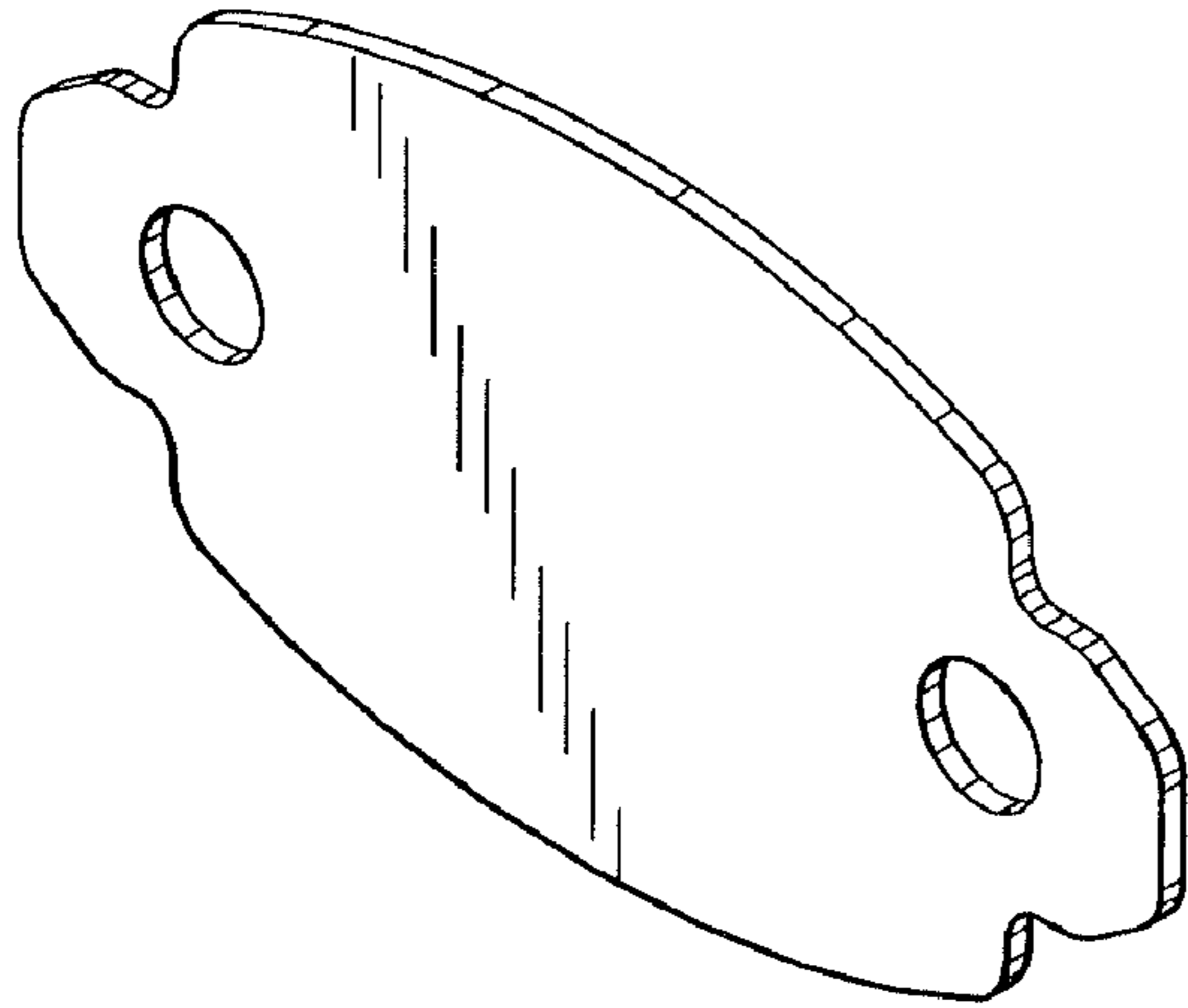


Fig. 1

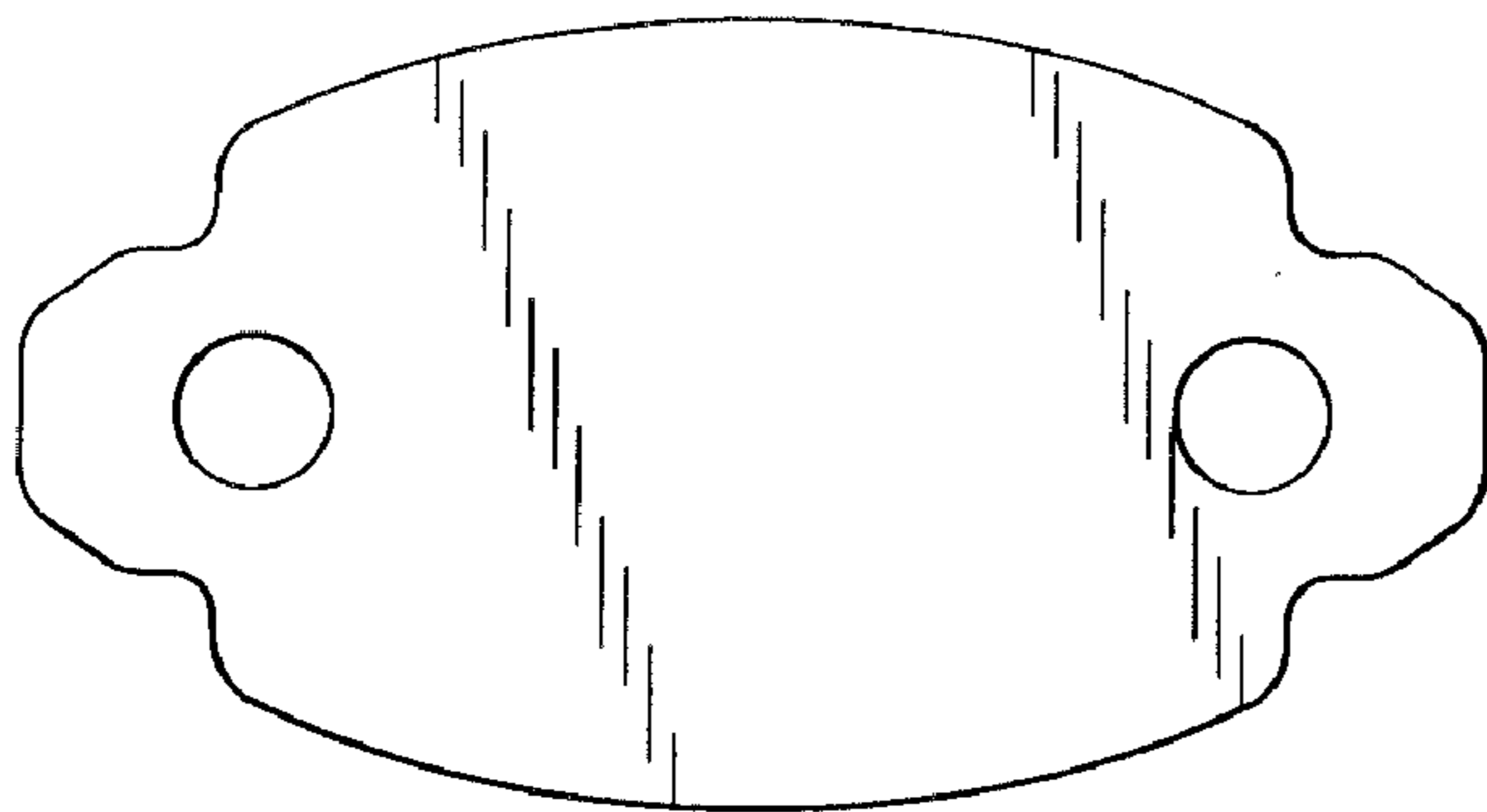


Fig. 2



Fig. 4

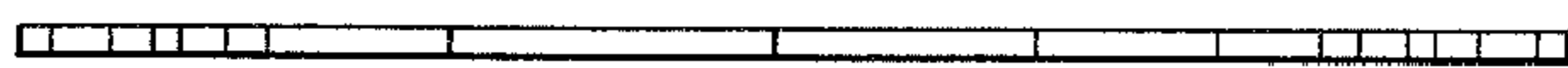


Fig. 3