



US00D665981S

(12) **United States Design Patent**  
**Hill et al.**

(10) **Patent No.:** **US D665,981 S**

(45) **Date of Patent:** **\*\* Aug. 28, 2012**

(54) **FOOTWEAR SOLE**

(75) Inventors: **Brandan J. Hill**, Ada, MI (US); **James S. Lindars**, Huntington, VT (US)

(73) Assignee: **Wolverine World Wide, Inc.**, Rockford, MI (US)

(\*\*) Term: **14 Years**

(21) Appl. No.: **29/384,599**

(22) Filed: **Feb. 1, 2011**

(51) **LOC (9) Cl.** ..... **02-99**

(52) **U.S. Cl.** ..... **D2/972; D2/917**

(58) **Field of Classification Search** ..... D2/896-899,  
D2/902, 903, 906-908, 916, 917, 923, 924,  
D2/943, 947, 969, 972-975; 36/45-49, 50.1,  
36/54, 77 M, 77 R, 83, 88, 94, 113, 114,  
36/126-131, 11.5

See application file for complete search history.

(56) **References Cited**

**U.S. PATENT DOCUMENTS**

D99,016	S	*	3/1936	Gleason	.....	D2/916
2,062,909	A	*	12/1936	Kenagy, Sr. et al.	.....	36/11.5
D110,362	S	*	7/1938	Oliphant	.....	D2/916
2,177,571	A	*	10/1939	Kirke	.....	36/11.5
D118,020	S	*	12/1939	Pfeiffer	.....	D2/916
D147,294	S	*	8/1947	Pfeiffer	.....	D2/916
3,013,564	A	*	12/1961	Levey	.....	D2/919
D288,742	S	*	3/1987	Caretti	.....	D2/924
D308,591	S	*	6/1990	Pickett	.....	D2/972
D371,897	S	*	7/1996	Bishop	.....	D2/969
D394,139	S	*	5/1998	Hirahata	.....	D2/902
D398,142	S	*	9/1998	Benoit	.....	D2/972
D434,210	S	*	11/2000	Dean	.....	D2/969
D435,335	S	*	12/2000	Dean	.....	D2/969
D440,754	S	*	4/2001	Bathum	.....	D2/972
D489,524	S	*	5/2004	Bathum	.....	D2/972

D493,949	S	*	8/2004	Magro	.....	D2/907
6,990,753	B2		1/2006	Fuerst		
D522,223	S	*	6/2006	Murphy et al.	.....	D2/972
7,234,251	B2		6/2007	Fuerst		
7,290,356	B2		11/2007	Fuerst		
7,513,064	B2		4/2009	Fuerst		
7,762,011	B2		7/2010	Fuerst		
7,762,012	B2		7/2010	Fuerst		
D650,568	S	*	12/2011	Butler	.....	D2/969
2009/0265955	A1		10/2009	Fuerst		

**OTHER PUBLICATIONS**

Sakura Ninja Boot.

\* cited by examiner

*Primary Examiner* — Dominic Simone

(74) *Attorney, Agent, or Firm* — Warner Norcross & Judd LLP

(57) **CLAIM**

The ornamental design for footwear sole, as shown and described.

**DESCRIPTION**

FIG. 1 is a perspective view of the footwear sole embodying the new design;

FIG. 2 is a top view thereof;

FIG. 3 is a right side view thereof;

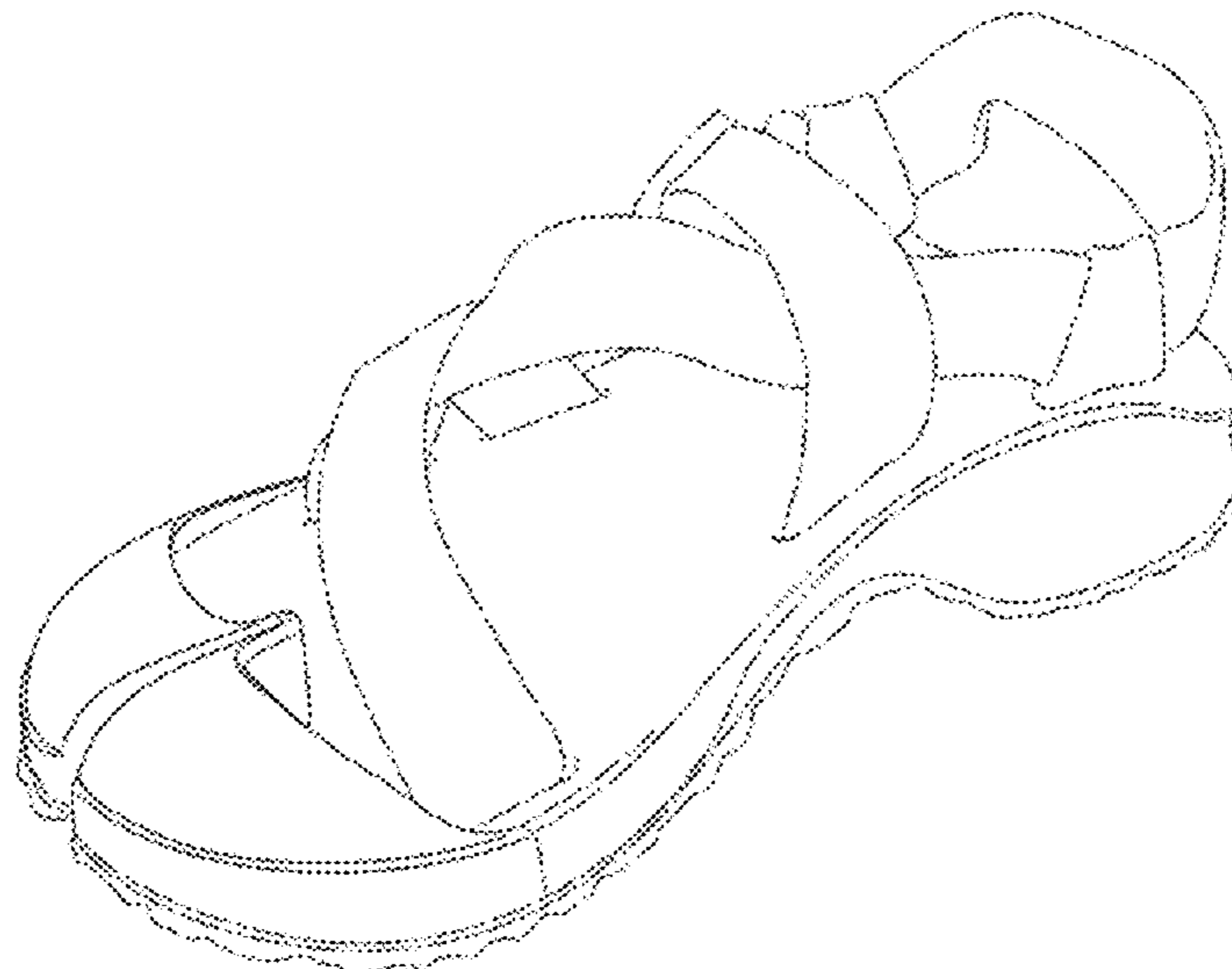
FIG. 4 is a left side view thereof;

FIG. 5 is a front view thereof; and,

FIG. 6 is a rear view thereof.

FIGS. 1-6 show features of an article of footwear in phantom lines. These features are shown for environmental purposes and do not form any part of the claimed design. Further, the phantom lines immediately adjacent the solid-line portions of the design form the boundary of the design, with the phantom lines forming no part of the claimed design.

**1 Claim, 4 Drawing Sheets**



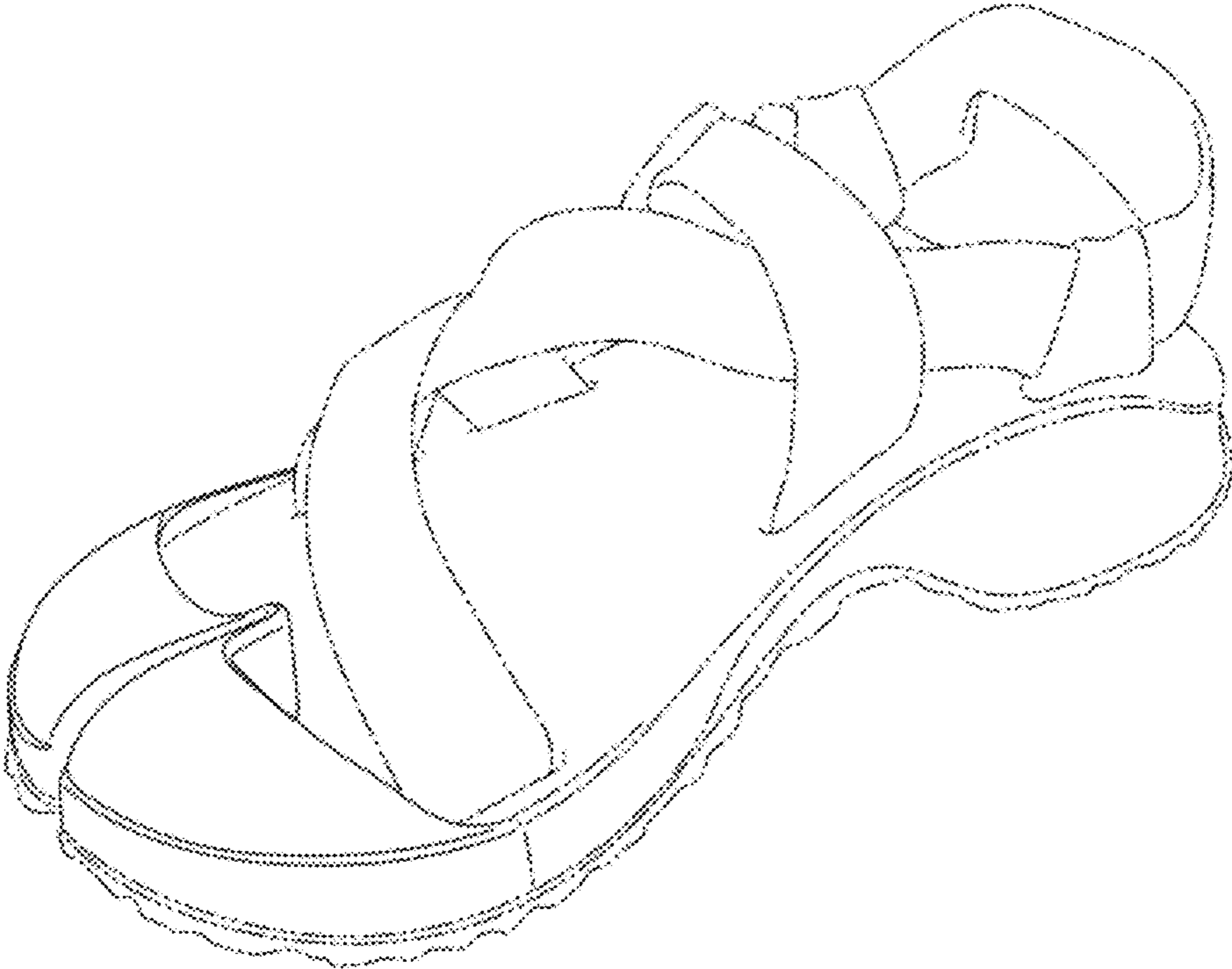


Fig. 1

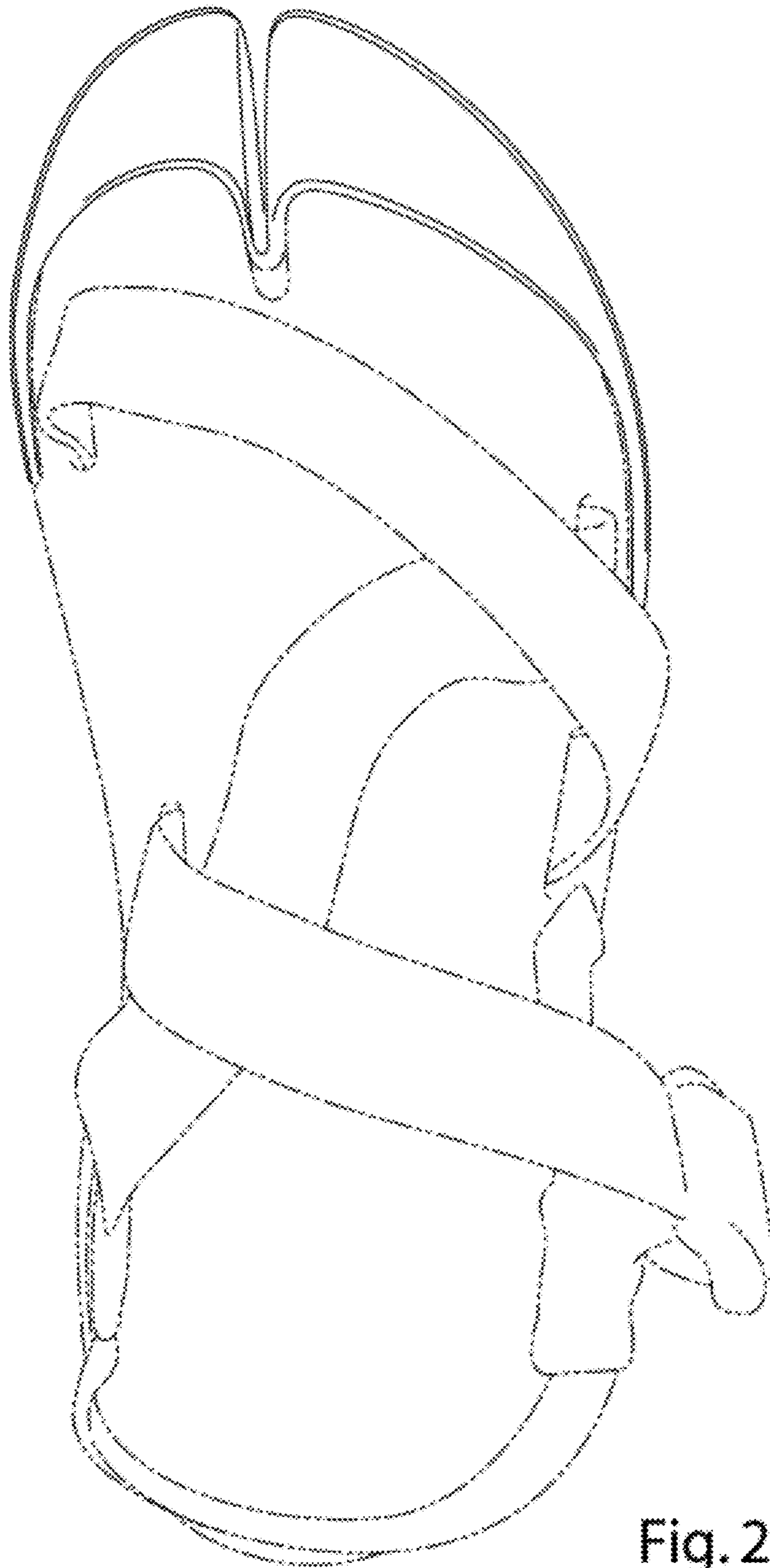


Fig. 2




Fig. 3




Fig. 4




Fig. 5

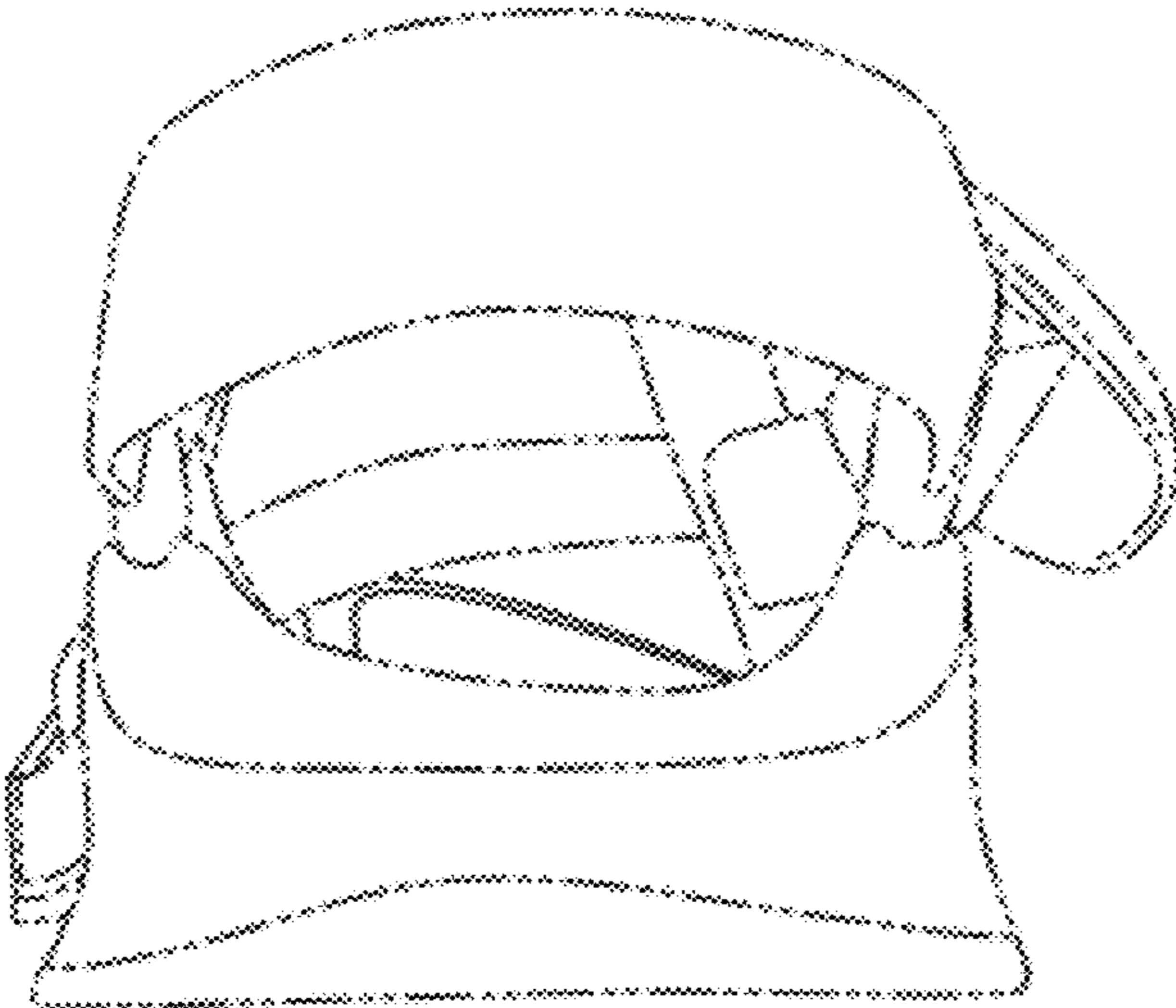


Fig. 6