



US00D665970S

(12) **United States Design Patent**  
**Chang**

(10) **Patent No.:** **US D665,970 S**

(45) **Date of Patent:** **\*\* \*Aug. 28, 2012**

(54) **BRA**

(76) Inventor: **Ju-Chung Chang**, Taichung (TW)

(\*) Notice: This patent is subject to a terminal disclaimer.

(\*\*) Term: **14 Years**

(21) Appl. No.: **29/406,368**

(22) Filed: **Nov. 14, 2011**

(51) **LOC (9) Cl.** ..... **02-01**

(52) **U.S. Cl.** ..... **D2/706; D2/709**

(58) **Field of Classification Search** ..... D2/700,  
D2/701, 702, 703, 704, 705, 706, 707, 708,  
D2/709, 710, 731, 736, 737, 739; 2/67, 109,  
2/110, 113; 450/1, 2, 3, 38, 39, 58, 88  
See application file for complete search history.

(56) **References Cited**

**U.S. PATENT DOCUMENTS**

72,802	A *	12/1867	Collins	450/38
1,020,213	A *	3/1912	Martell et al.	450/16
1,033,788	A *	7/1912	Dennis	450/38
1,920,705	A *	8/1933	Madsen	450/58
2,248,204	A *	7/1941	Snider	450/14
2,345,649	A *	4/1944	Zimmerman et al.	450/57
2,482,297	A *	9/1949	Silverman	623/7
2,485,571	A *	10/1949	Cousins	450/46
2,511,641	A *	6/1950	Kuhn	450/39
2,553,825	A *	5/1951	Langs	450/81
2,579,365	A *	12/1951	Conde	450/39
D167,497	S *	8/1952	Conde	D2/706
3,187,753	A *	6/1965	Hershon	450/39
D210,761	S *	4/1968	Tuschman	D2/707
D270,774	S *	10/1983	Stern et al.	D2/710
D275,904	S *	10/1984	Martini	D2/709
5,478,278	A *	12/1995	Greenblatt	450/32
5,518,798	A *	5/1996	Riedel	428/135
D419,279	S *	1/2000	Marco et al.	D2/706
6,231,424	B1 *	5/2001	Valentin	450/81
6,383,055	B2 *	5/2002	Valentin	450/81
D470,994	S *	3/2003	Valentin	D2/706
D478,406	S *	8/2003	Valentin	D2/706
6,645,042	B2 *	11/2003	Davis	450/88
6,659,841	B2 *	12/2003	Raimondo	450/36

6,814,648	B2 *	11/2004	Chong	450/81
7,001,241	B2 *	2/2006	Gorringer et al.	450/81
7,056,186	B1 *	6/2006	Weyenberg et al.	450/58
7,163,433	B2 *	1/2007	Chou	450/81
7,229,335	B2 *	6/2007	Davis	450/81
7,335,086	B1 *	2/2008	Karon	450/81
D583,127	S *	12/2008	Deal	D2/706
7,585,200	B1 *	9/2009	McLaren	450/89
7,677,952	B2 *	3/2010	Wooley	450/81
D643,179	S *	8/2011	Naughton et al.	D2/706
8,029,332	B2 *	10/2011	Nadsady et al.	450/38

(Continued)

**FOREIGN PATENT DOCUMENTS**

CN 3521686 \* 4/2006

(Continued)

*Primary Examiner* — Karen E Eldridge Powers

(74) *Attorney, Agent, or Firm* — Alan Kamrath; Kamrath IP Lawfirm, PA

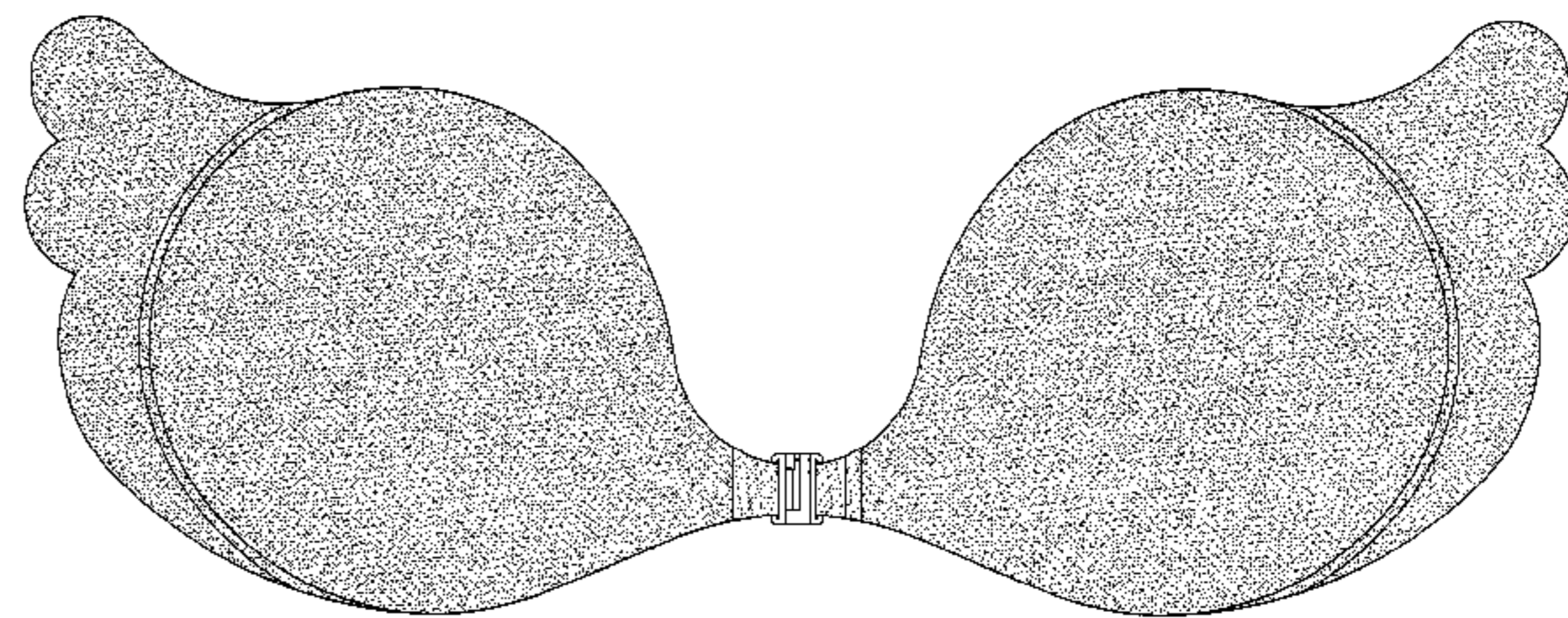
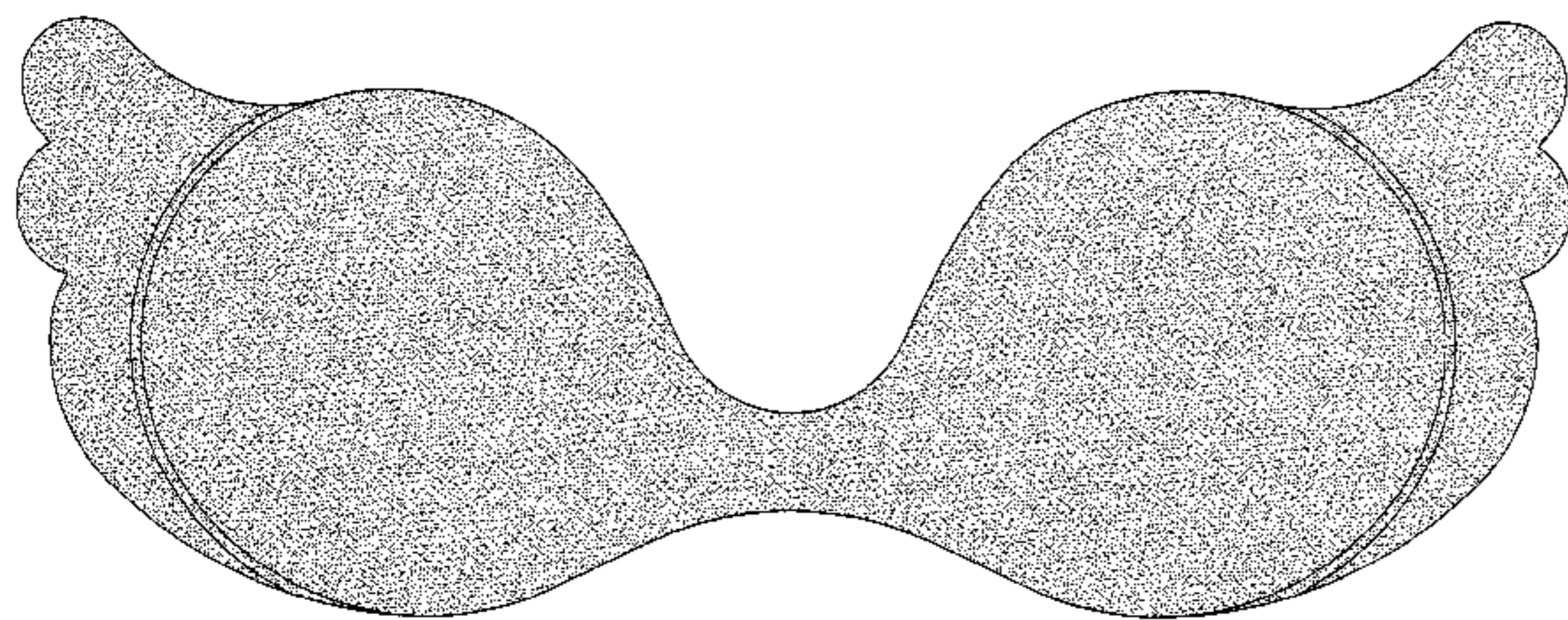
(57) **CLAIM**

The ornamental design for a bra, as shown.

**DESCRIPTION**

FIG. 1 is a front perspective view of a first embodiment of a bra, showing my new design;  
 FIG. 2 is a front elevation view of the design shown in FIG. 1 thereof;  
 FIG. 3 is a rear elevation;  
 FIG. 4 is a left-side elevation view thereof;  
 FIG. 5 is a right-side elevation view thereof;  
 FIG. 6 is a top plan view thereof;  
 FIG. 7 is a bottom plan view thereof;  
 FIG. 8 is a rear perspective view thereof.  
 FIG. 9 is a front perspective view of a second embodiment of a bra;  
 FIG. 10 is a front elevation view of the design shown in FIG. 9 thereof;  
 FIG. 11 is a rear elevation view thereof;  
 FIG. 12 is a left-side elevation view thereof;  
 FIG. 13 is a right-side elevation view thereof;  
 FIG. 14 is a top plan view thereof;  
 FIG. 15 is a bottom plan view thereof; and,  
 FIG. 16 is a rear perspective view thereof.

**1 Claim, 12 Drawing Sheets**



# US D665,970 S

Page 2

---

## U.S. PATENT DOCUMENTS

2006/0217035 A1\* 9/2006 Silver et al. .... 450/81  
2006/0252345 A1\* 11/2006 Jian ..... 450/81  
2008/0299870 A1\* 12/2008 Penunuri ..... 450/39  
2011/0171880 A1\* 7/2011 Nam ..... 450/81

2011/0256801 A1\* 10/2011 Cho ..... 450/39

## FOREIGN PATENT DOCUMENTS

CN 301485888 \* 3/2011  
\* cited by examiner

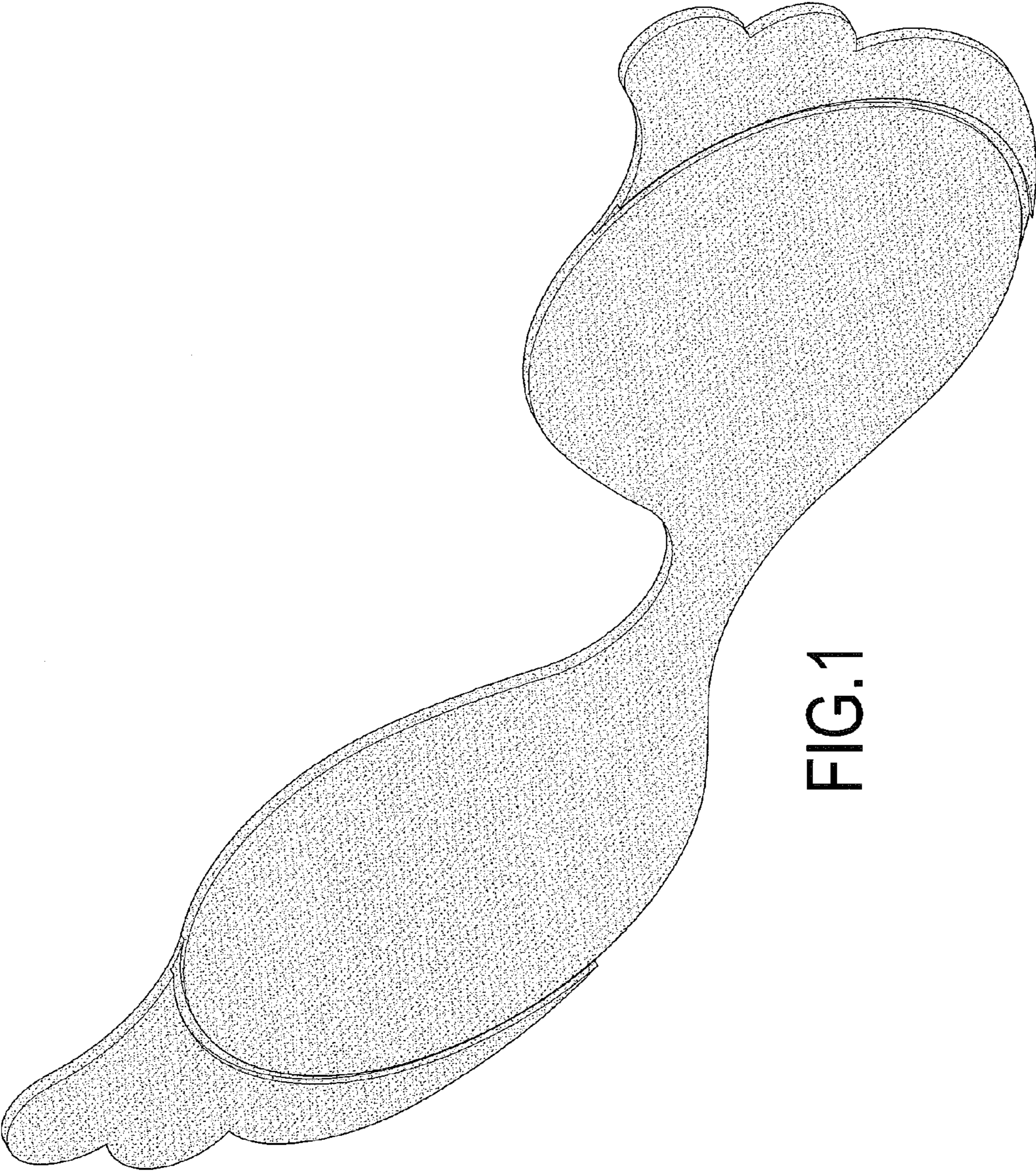


FIG.1

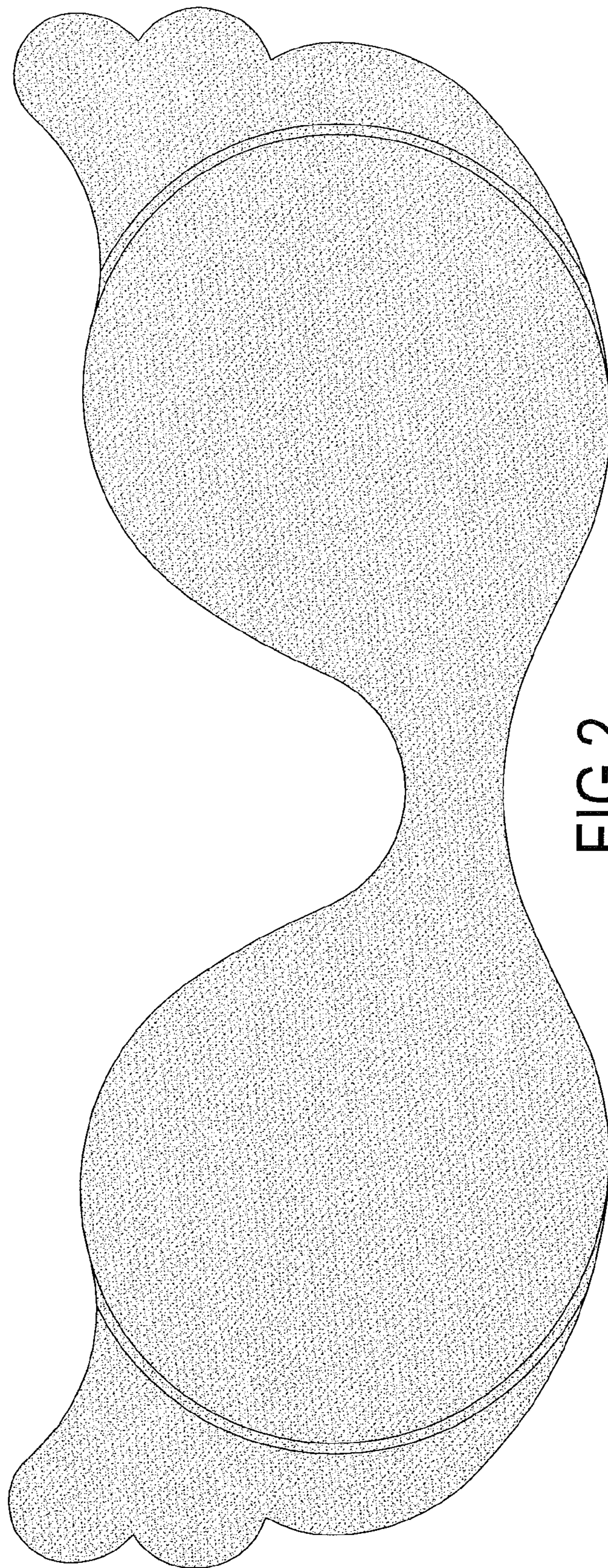


FIG.2

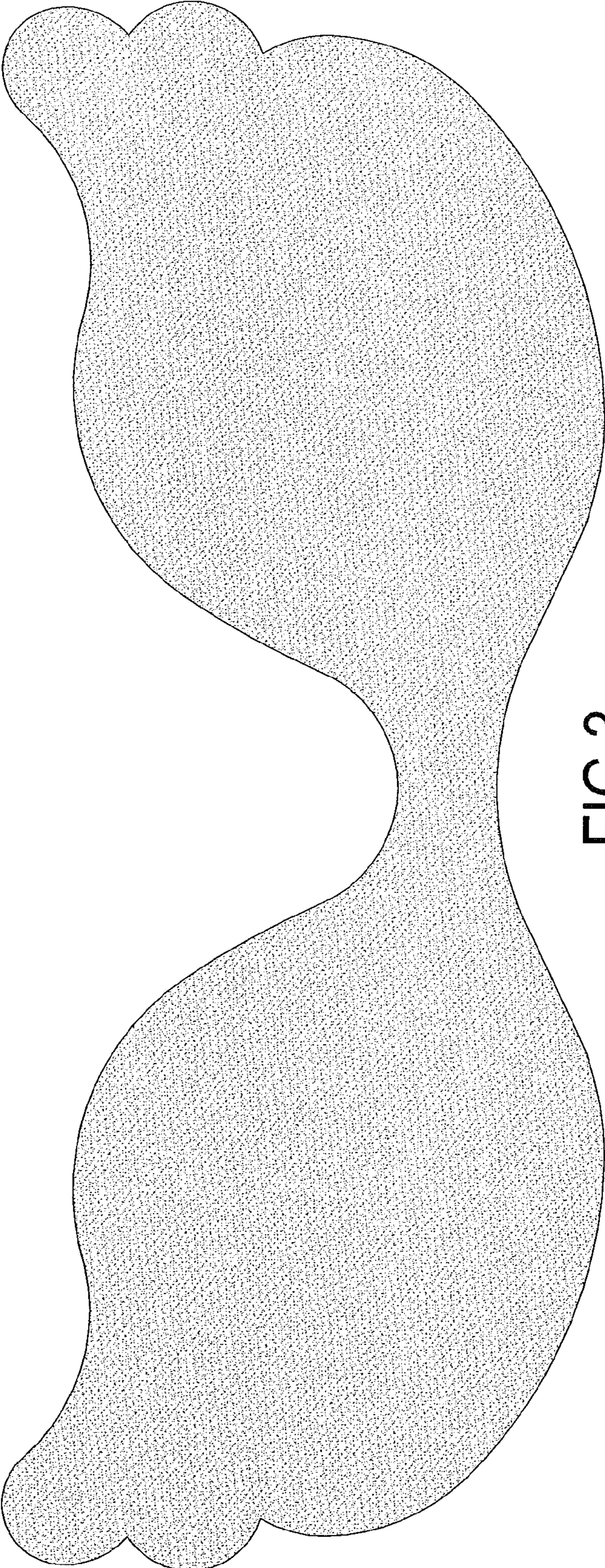


FIG.3



FIG.5



FIG.4



FIG. 6



FIG. 7

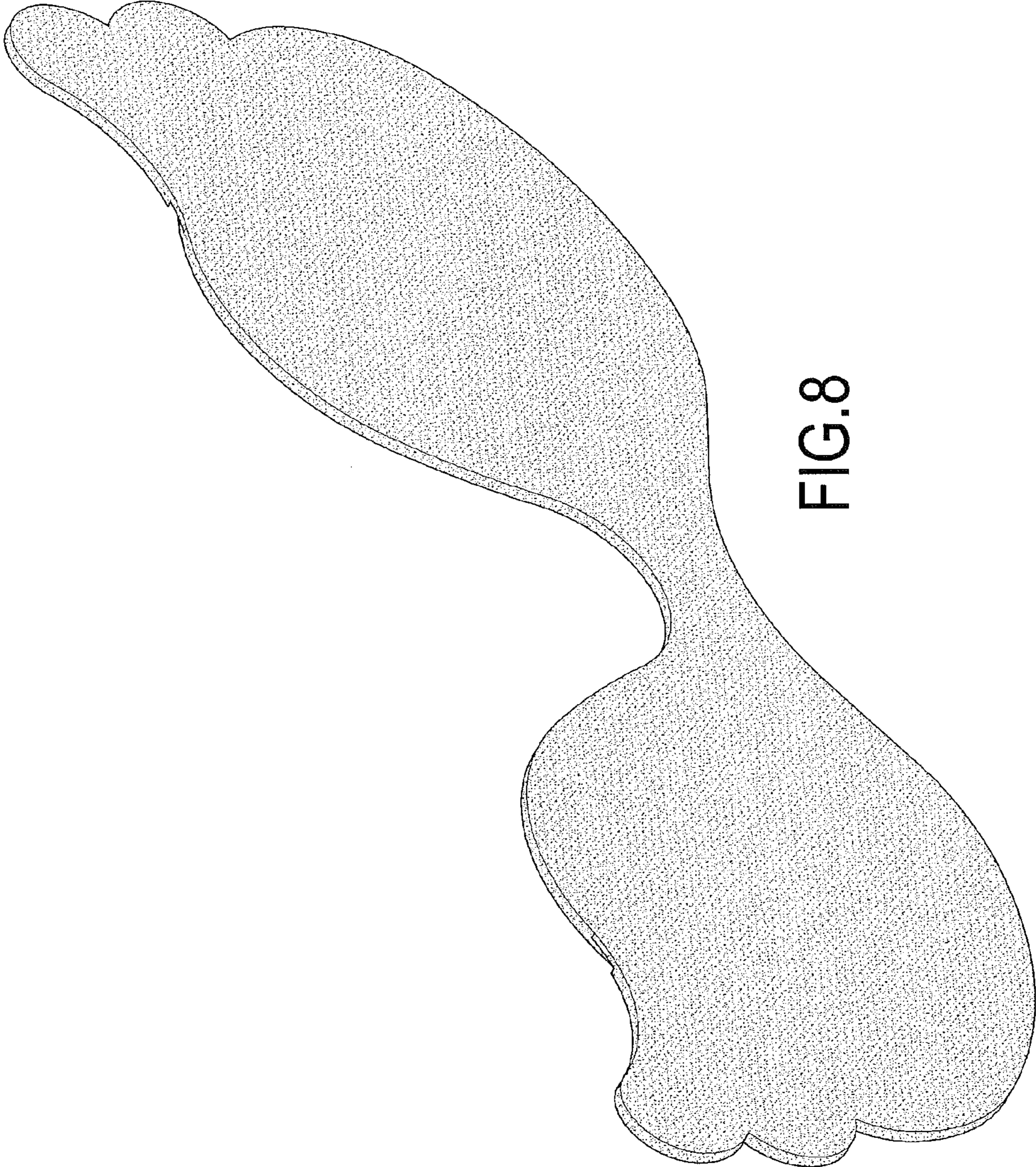
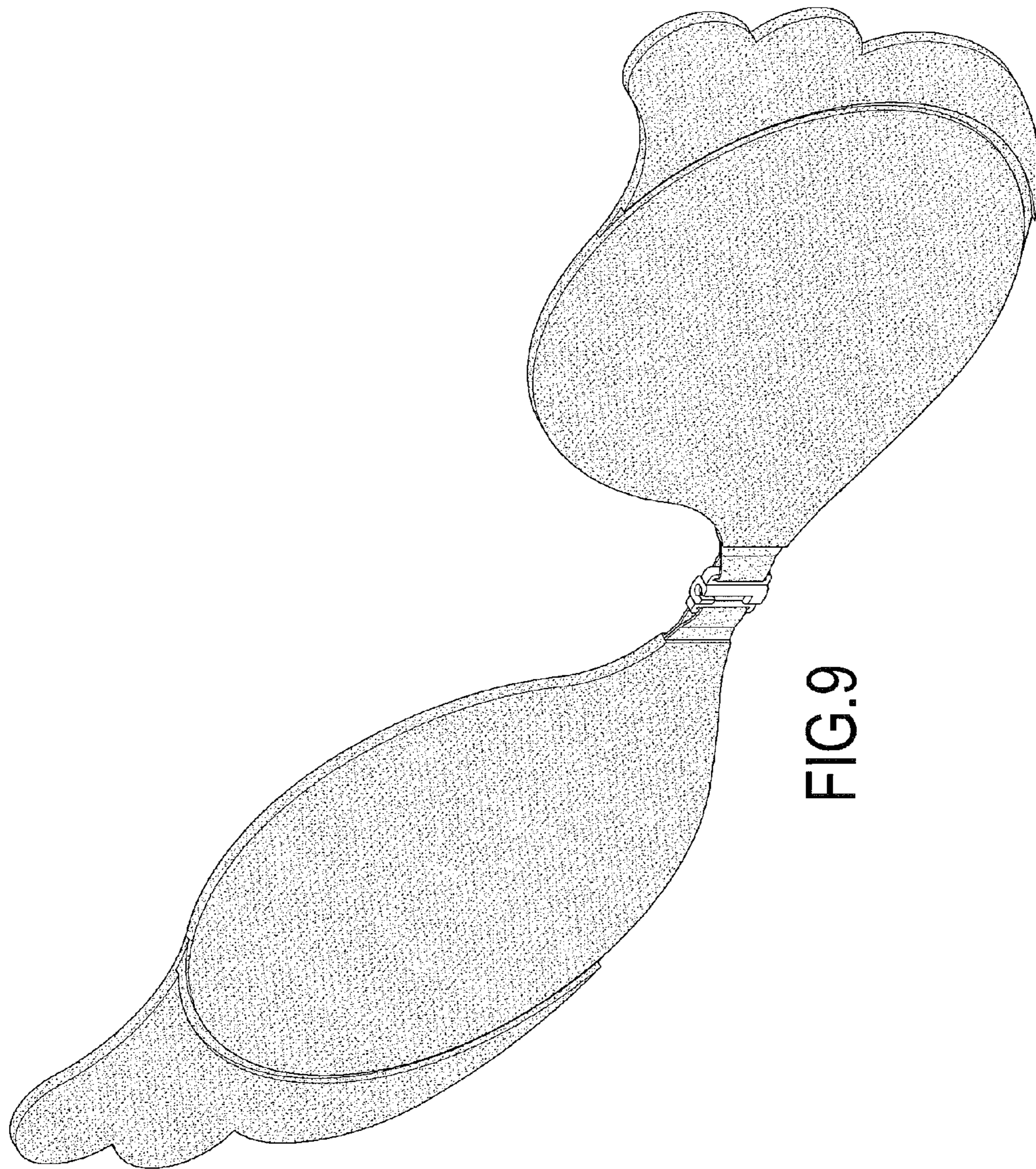


FIG.8





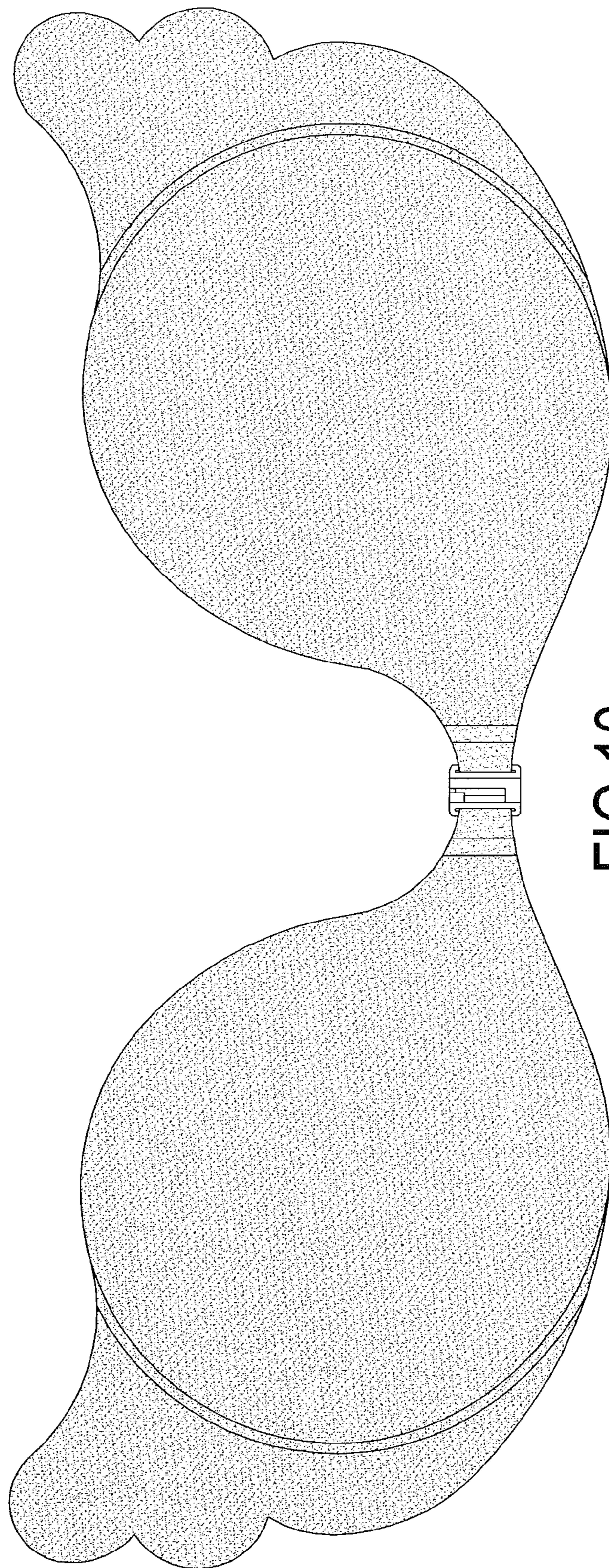


FIG.10

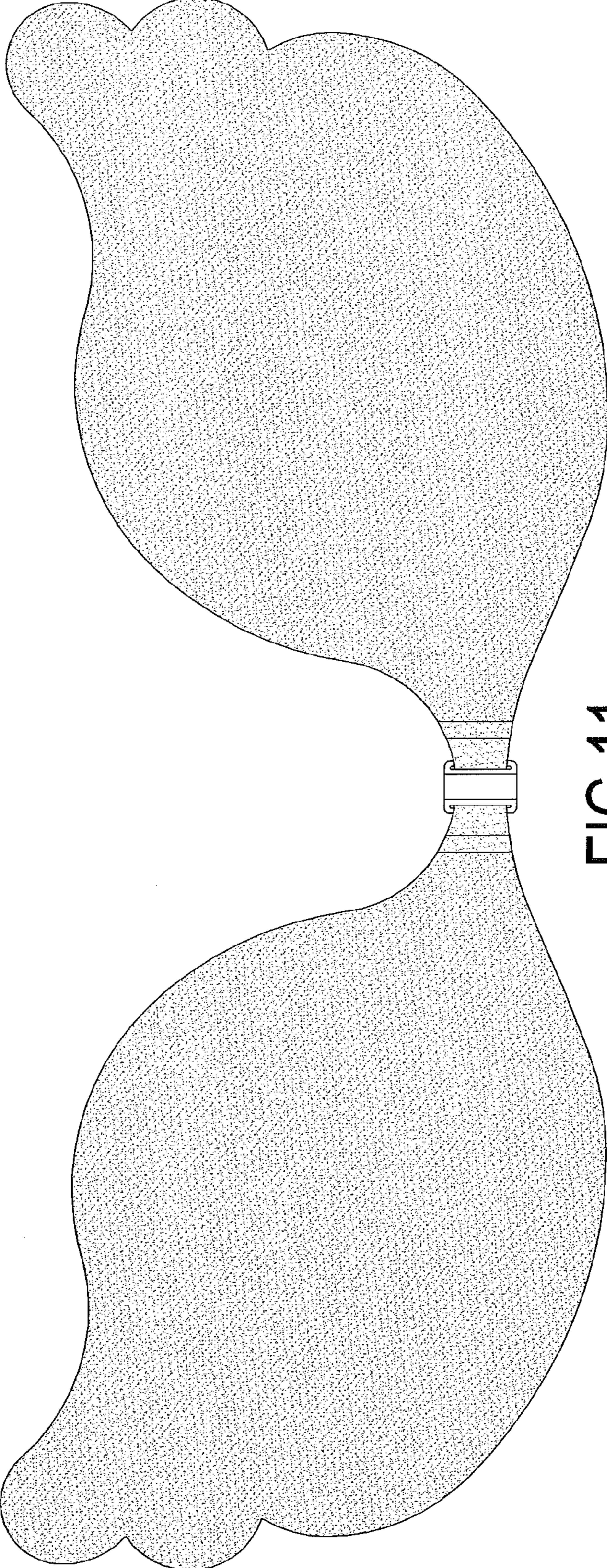


FIG.11



FIG.12



FIG.13



FIG. 14



FIG. 15

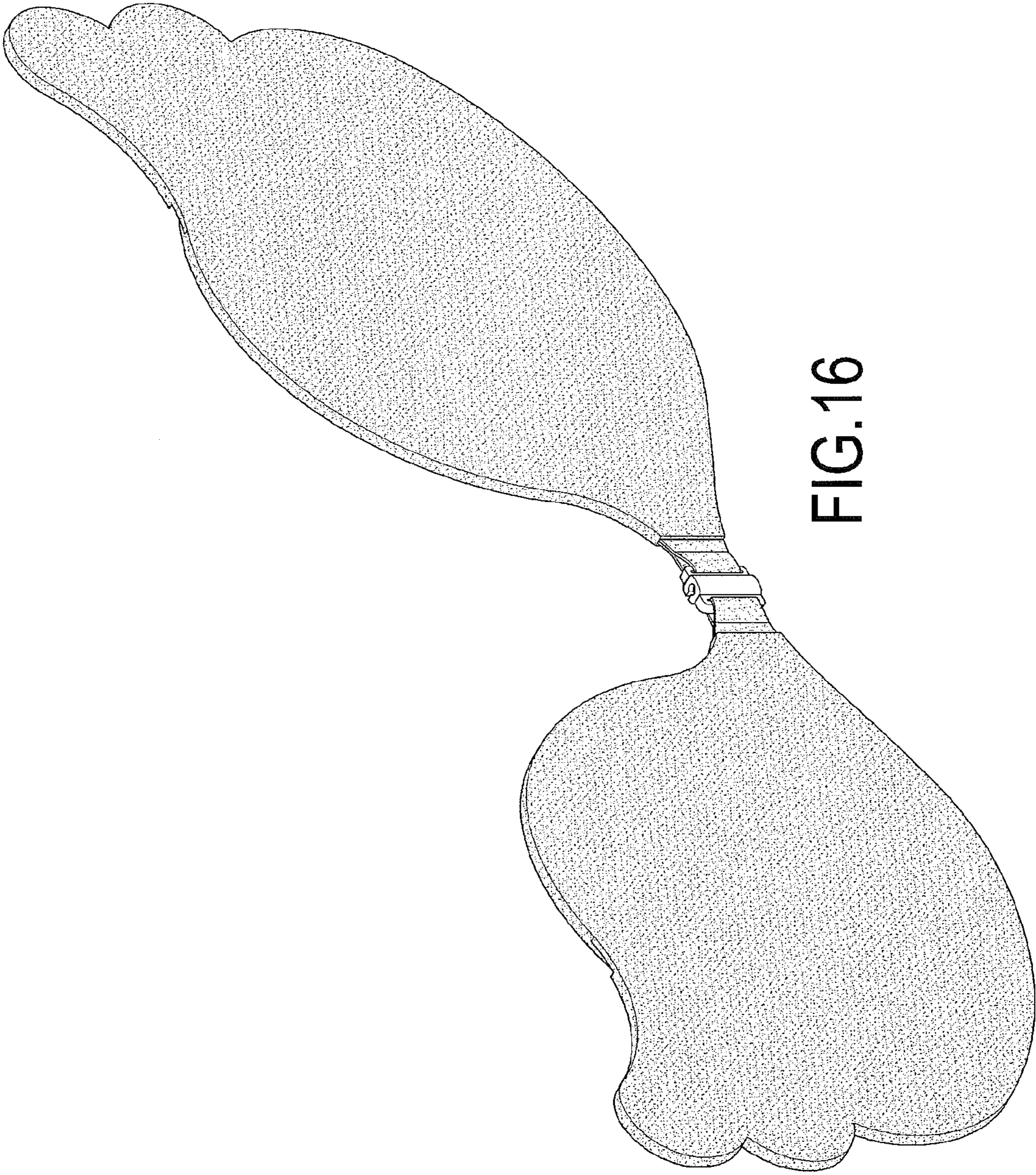


FIG.16