

US00D665967S

(12) **United States Design Patent**  
**Bolander**

(10) **Patent No.:** **US D665,967 S**

(45) **Date of Patent:** **\*\* Aug. 28, 2012**

(54) **FABRIC SCARF AND TIE THEREFORE**

D621,579 S 8/2010 Akiyama  
7,774,862 B2 \* 8/2010 Bjelland ..... 2/207  
D636,972 S 5/2011 Maykis

(76) Inventor: **Tory C. Bolander**, Gilbert, AZ (US)

(\*\*) Term: **14 Years**

(21) Appl. No.: **29/408,028**

(22) Filed: **Dec. 6, 2011**

(51) **LOC (9) Cl.** ..... **02-05**

(52) **U.S. Cl.** ..... **D2/603; D2/501**

(58) **Field of Classification Search** ..... D2/600,  
D2/602, 603, 604, 605, 606, 607, 608, 609;  
2/91, 92, 207, 144, 145, 146, 147, 148, 149,  
2/150, 151, 152.1, 153, 154, 155, 156, 157  
See application file for complete search history.

(56) **References Cited**

**U.S. PATENT DOCUMENTS**

D26,313 S *	11/1896	Rosenthal	.....	D2/603
D32,051 S	12/1899	Olson		
D112,010 S	4/1938	Watt		
D184,908 S	4/1959	Bliss		
3,080,566 A	3/1963	Neumann		
D294,194 S	2/1988	Herrick		
D333,035 S *	2/1993	Lee et al.	.....	D2/501
D348,140 S	6/1994	Drayson		
5,456,274 A *	10/1995	Selbee et al.	.....	132/275
D376,252 S	12/1996	Herring-Stanger		
D486,952 S *	2/2004	Szurley	.....	D2/500
D508,156 S *	8/2005	LaFauci et al.	.....	D2/610
D520,712 S	5/2006	Wyatt		
D541,984 S *	5/2007	Jackson	.....	D28/41
D563,077 S	3/2008	Ashida		
D590,568 S *	4/2009	Crutchfield	.....	D34/27

**OTHER PUBLICATIONS**

Silky Curly Scarf Solid Grey Chiffon Scarf, as shown on-line. URL:  
<<http://shopo.curlyqoriginal.com/Grey-Solid-BGREY2.htm>>.  
Downloaded from the Internet on Jun. 18, 2012. (1 page).\*

\* cited by examiner

*Primary Examiner* — Karen E Eldridge Powers

(74) *Attorney, Agent, or Firm* — QuickPatents, Inc.; Kevin Prince

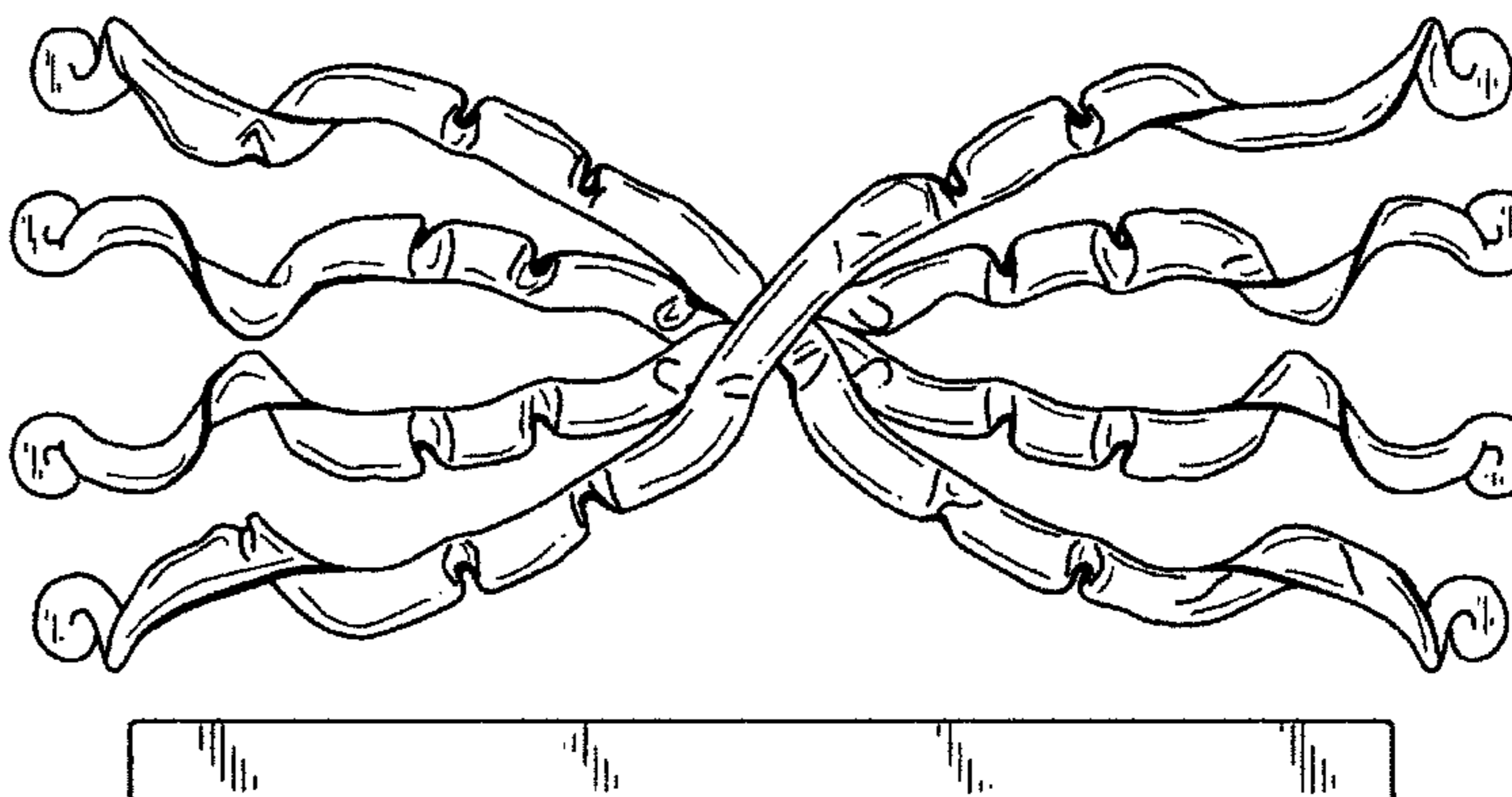
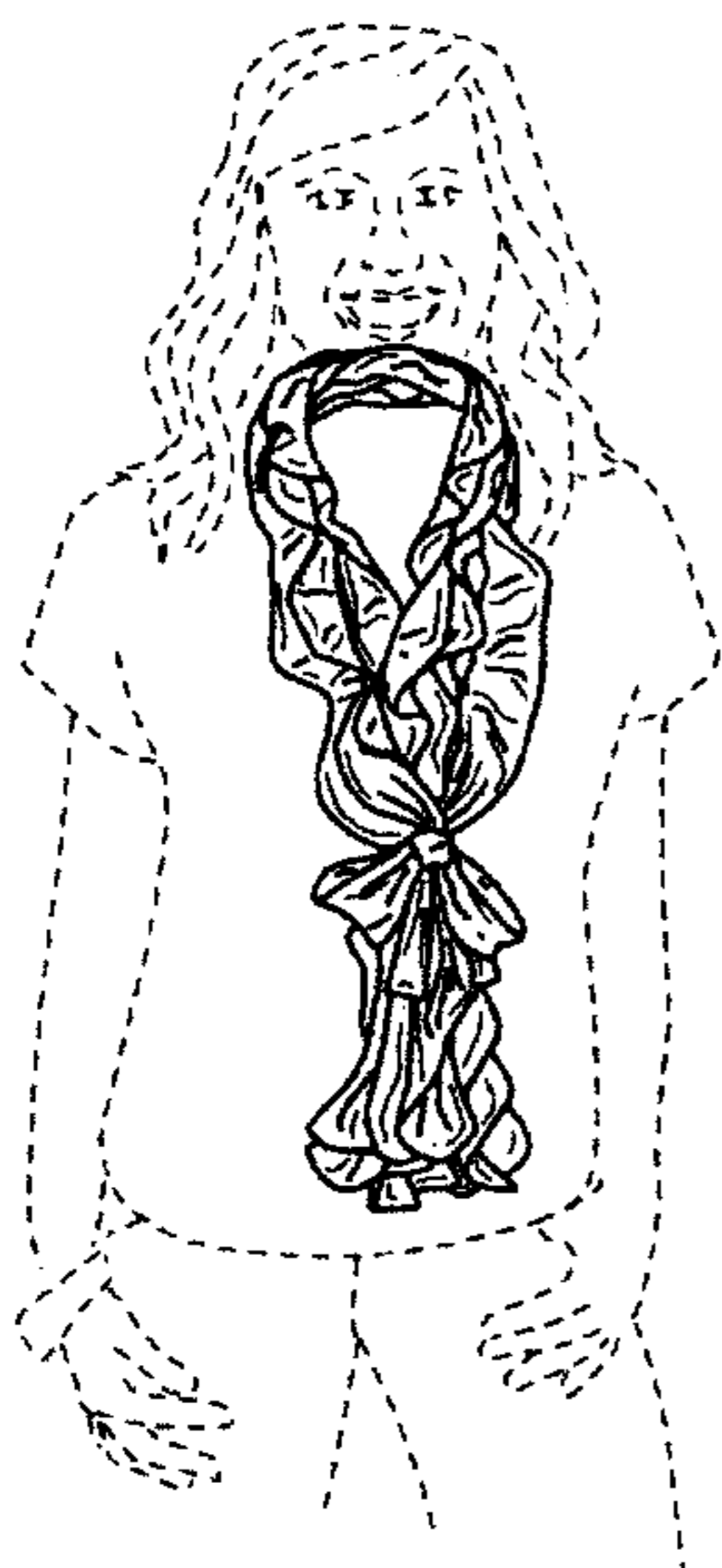
(57) **CLAIM**

I claim the ornamental design for a fabric scarf and tie there-  
fore, as shown and described.

**DESCRIPTION**

FIG. 1 is a perspective view of a fabric scarf and tie therefore, showing my new design in a worn configuration, the tie forming a knot around a portion of the scarf;  
FIG. 2 is an exploded top plan view thereof in a flat configuration;  
FIG. 3 is an exploded front elevational view of FIG. 2;  
FIG. 4 is an exploded rear elevational view of FIG. 2;  
FIG. 5 is an exploded bottom plan view of FIG. 2;  
FIG. 6 is an exploded left-side elevational view of FIG. 2; and,  
FIG. 7 is an exploded right-side elevational view of FIG. 2.  
The broken lines showing a person in FIG. 1 depict environmental matter and form no part of the claimed design.

**1 Claim, 3 Drawing Sheets**



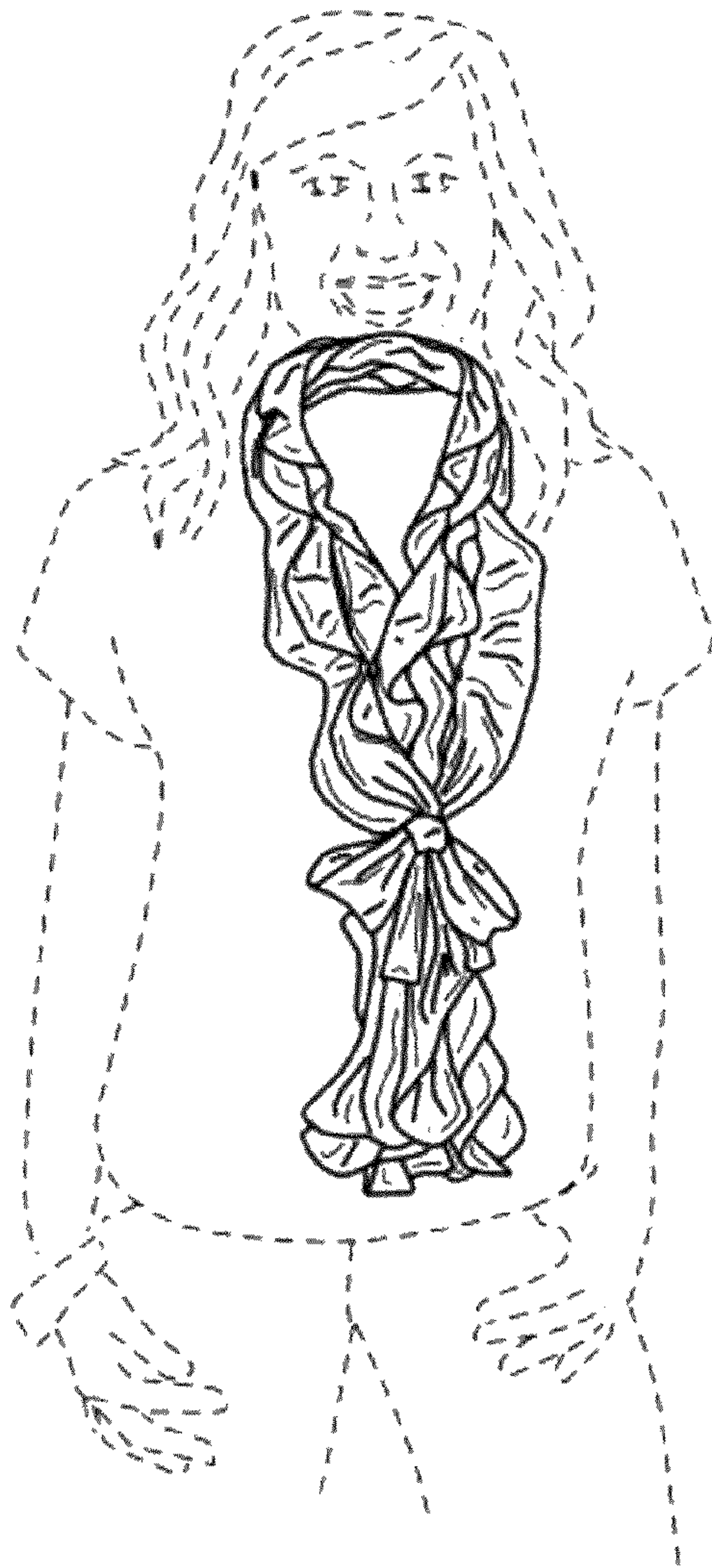



FIG. 1

FIG. 6



FIG. 7



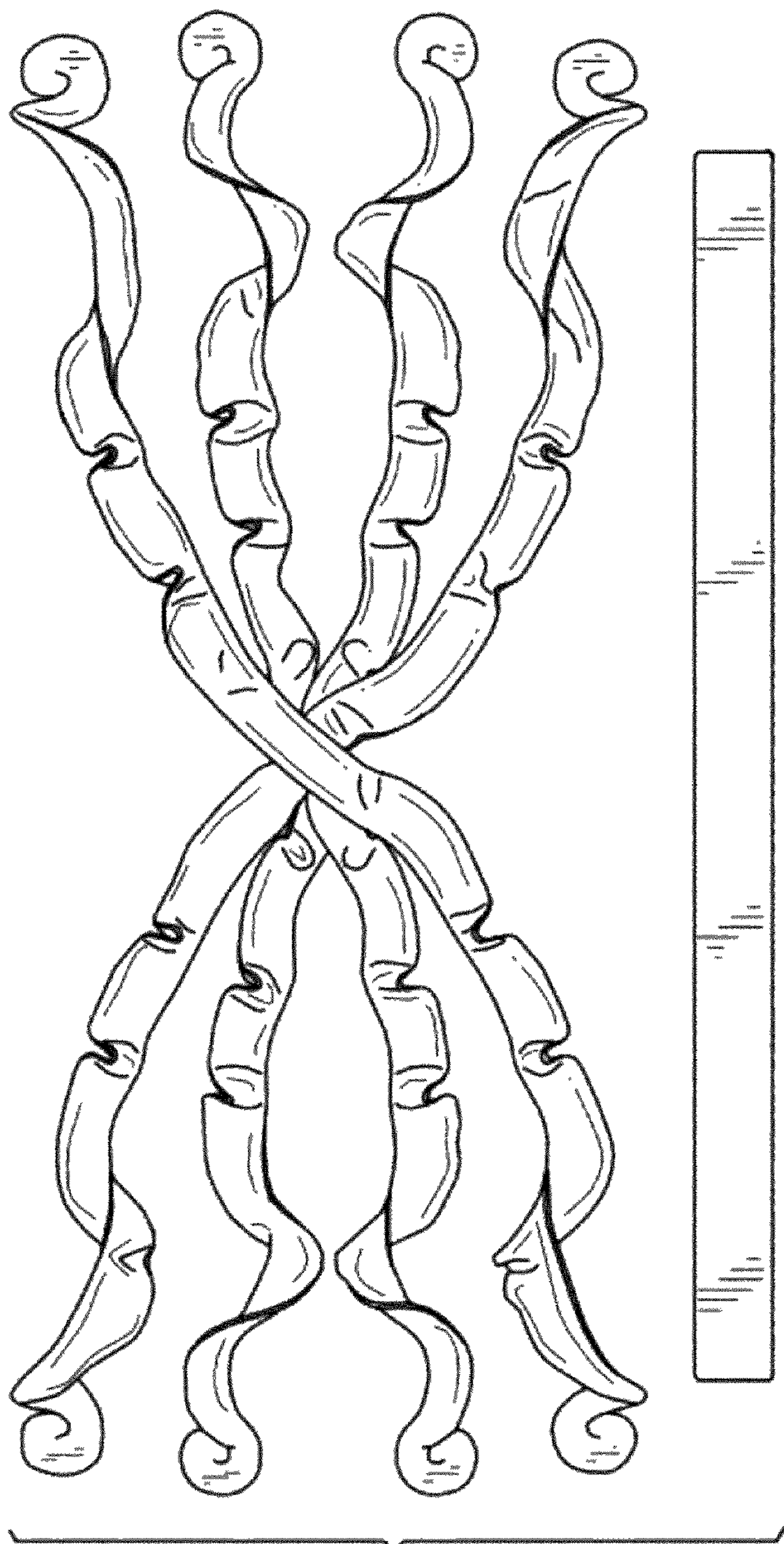


FIG. 2

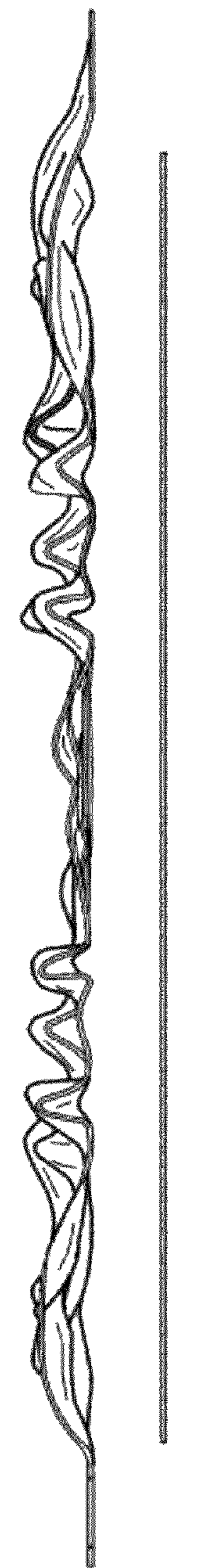


FIG. 3

