



US00D665964S

(12) **United States Design Patent**
Epps

(10) **Patent No.:** **US D665,964 S**

(45) **Date of Patent:** **** *Aug. 21, 2012**

(54) **MOUNTABLE PROTECTIVE COVER FOR A
RETRACTABLE RATCHET**

(76) Inventor: **Brian Epps**, Rifle, CO (US)

(*) Notice: This patent is subject to a terminal disclaimer.

(**) Term: **14 Years**

(21) Appl. No.: **29/356,790**

(22) Filed: **Mar. 2, 2010**

(51) **LOC (9) Cl.** **12-05**

(52) **U.S. Cl.** **D34/35**

(58) **Field of Classification Search** D34/35,
D34/33; D12/401; 294/152, 74, 76; 206/286,
206/280, 209, 83.5, 806; D9/702, 703, 704,
D9/705, 706, 707, 709, 711; D28/73, 38;
D3/205, 905

See application file for complete search history.

(56) **References Cited**

U.S. PATENT DOCUMENTS

1,094,009	A *	4/1914	Parkhurst	206/373
2,000,324	A *	5/1935	Fleischer	223/98
3,792,806	A *	2/1974	Layton	294/152
4,039,218	A *	8/1977	Bryant	294/74
4,209,116	A *	6/1980	Hendricks	294/152
4,475,854	A *	10/1984	Ericsson	410/103
4,682,691	A *	7/1987	Spiering	206/373
D307,347	S *	4/1990	Gibson	D34/35
5,427,239	A *	6/1995	Hunt	206/372
5,515,969	A *	5/1996	Schonenbach	206/373
D433,661	S *	11/2000	Hanson	D12/401
6,209,723	B1 *	4/2001	Fields	206/373
D458,743	S *	6/2002	Brookhouse	D3/206
D476,883	S *	7/2003	Krohne	D9/705

D489,035	S *	4/2004	Butler	D12/401
D490,186	S *	5/2004	Mackinder	D28/35
D496,322	S *	9/2004	Farney et al.	D12/401
D532,574	S *	11/2006	Clark et al.	D34/28
D542,467	S *	5/2007	Martin	D28/38
D574,122	S *	7/2008	Nudo	D34/35
D578,015	S *	10/2008	Friedland et al.	D9/707
7,585,007	B2 *	9/2009	Johnson et al.	294/152
D610,023	S *	2/2010	Morlet et al.	D9/706
D612,744	S *	3/2010	Childs	D9/706
7,789,444	B1 *	9/2010	Younke	294/152
D631,244	S *	1/2011	Ferrence et al.	D3/205

* cited by examiner

Primary Examiner — Cynthia Ramirez

(74) *Attorney, Agent, or Firm* — Thomas F. Woods

(57) **CLAIM**

The ornamental design for a mountable protective cover for a retractable ratchet, as shown and described.

DESCRIPTION

FIG. 1 shows a top right perspective view of a protective cover for a retractable ratchet in a closed or folded position embodying my new design;

FIG. 2 shows a bottom left perspective view thereof;

FIG. 3 shows a front elevational view thereof;

FIG. 4 shows a rear elevational view thereof;

FIG. 5 shows a front elevational view of the exterior surface thereof in an open or unfolded position;

FIG. 6 shows a rear elevational view of the interior surface thereof of the cover of FIG. 6;

FIG. 7 shows a top elevational view of the cover of FIG. 6; and,

FIG. 8 shows a bottom elevational view of the protective cover of FIG. 6.

1 Claim, 7 Drawing Sheets





FIG. 1

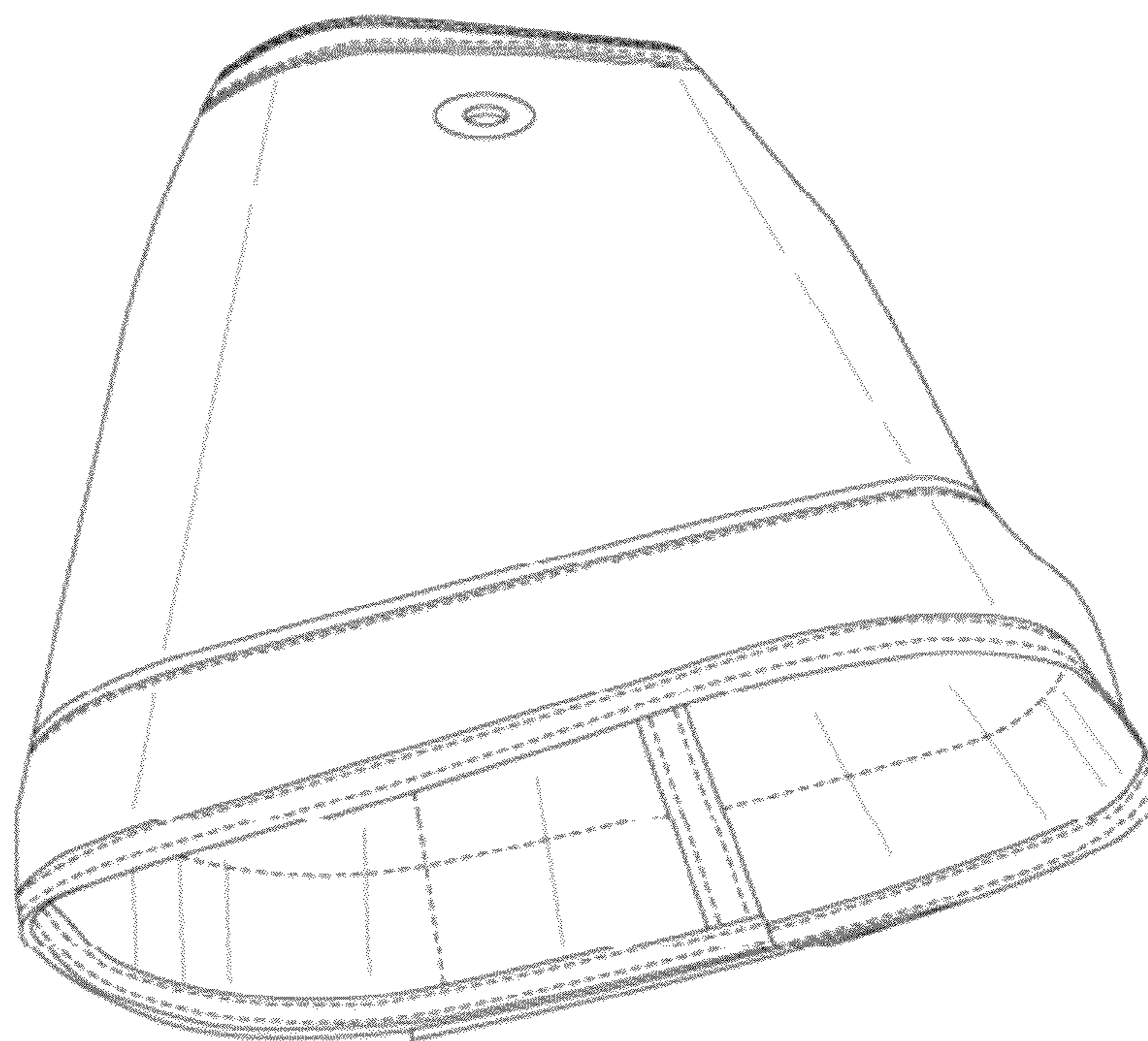


FIG. 2

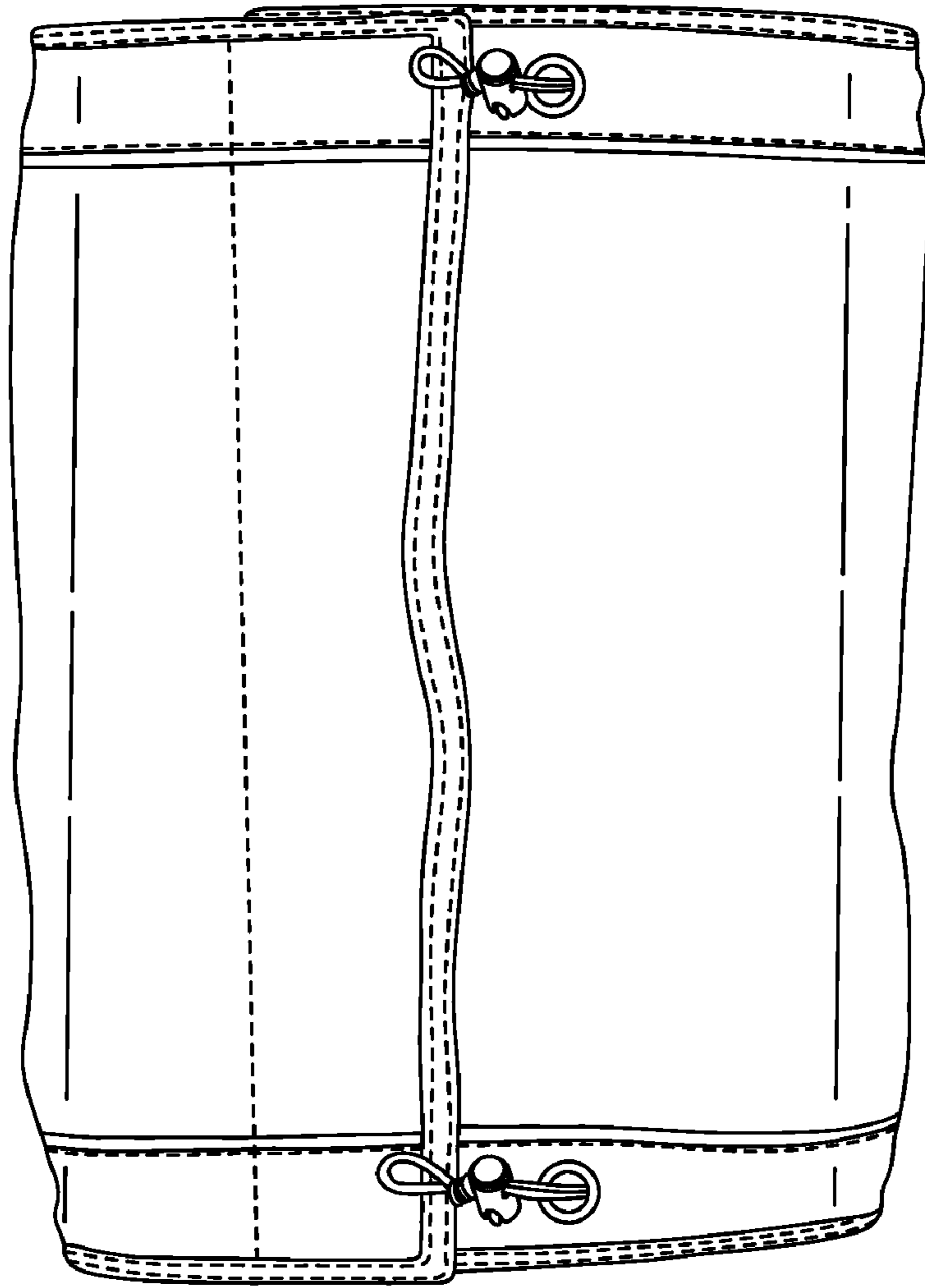


FIG. 3

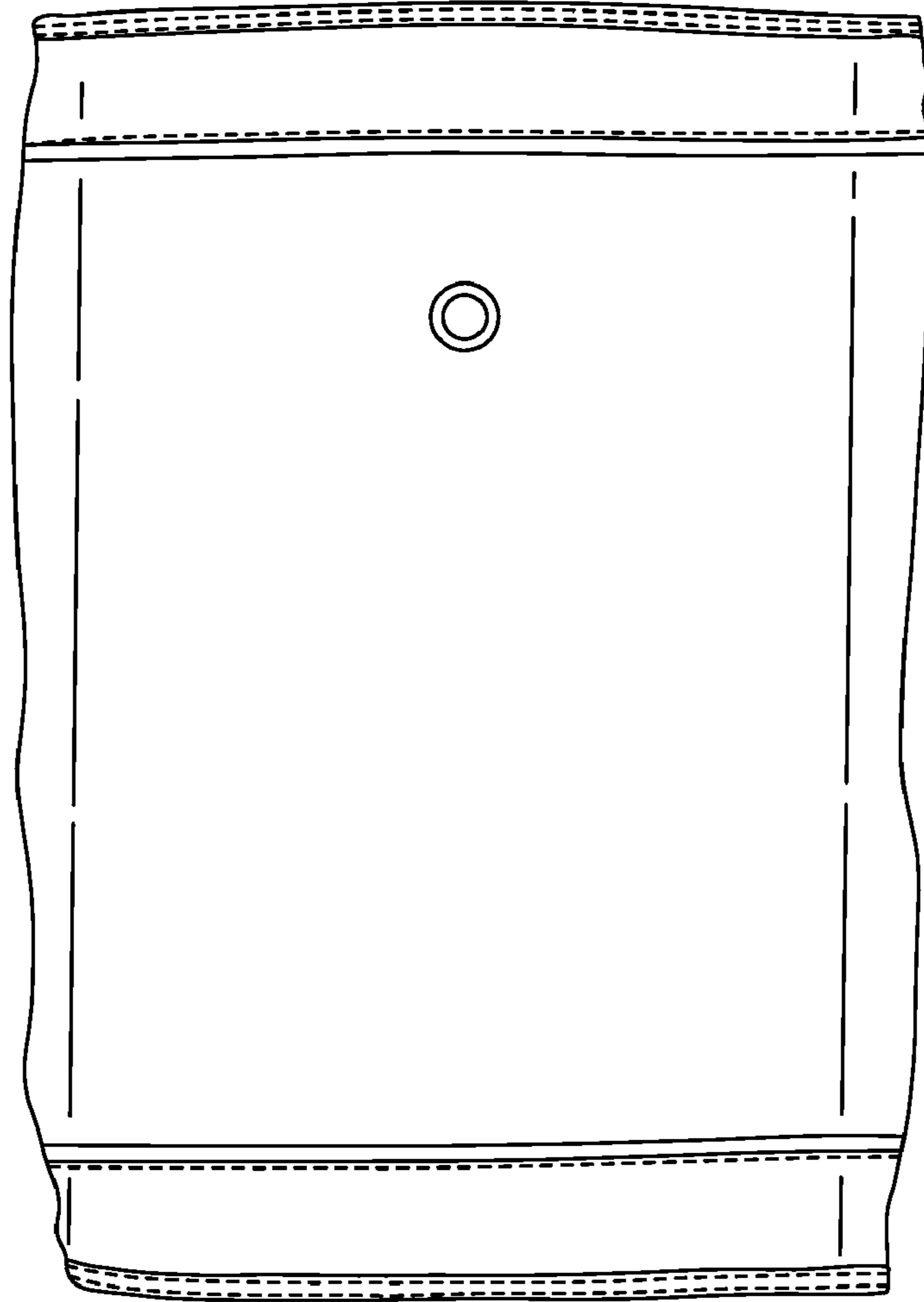


FIG. 4

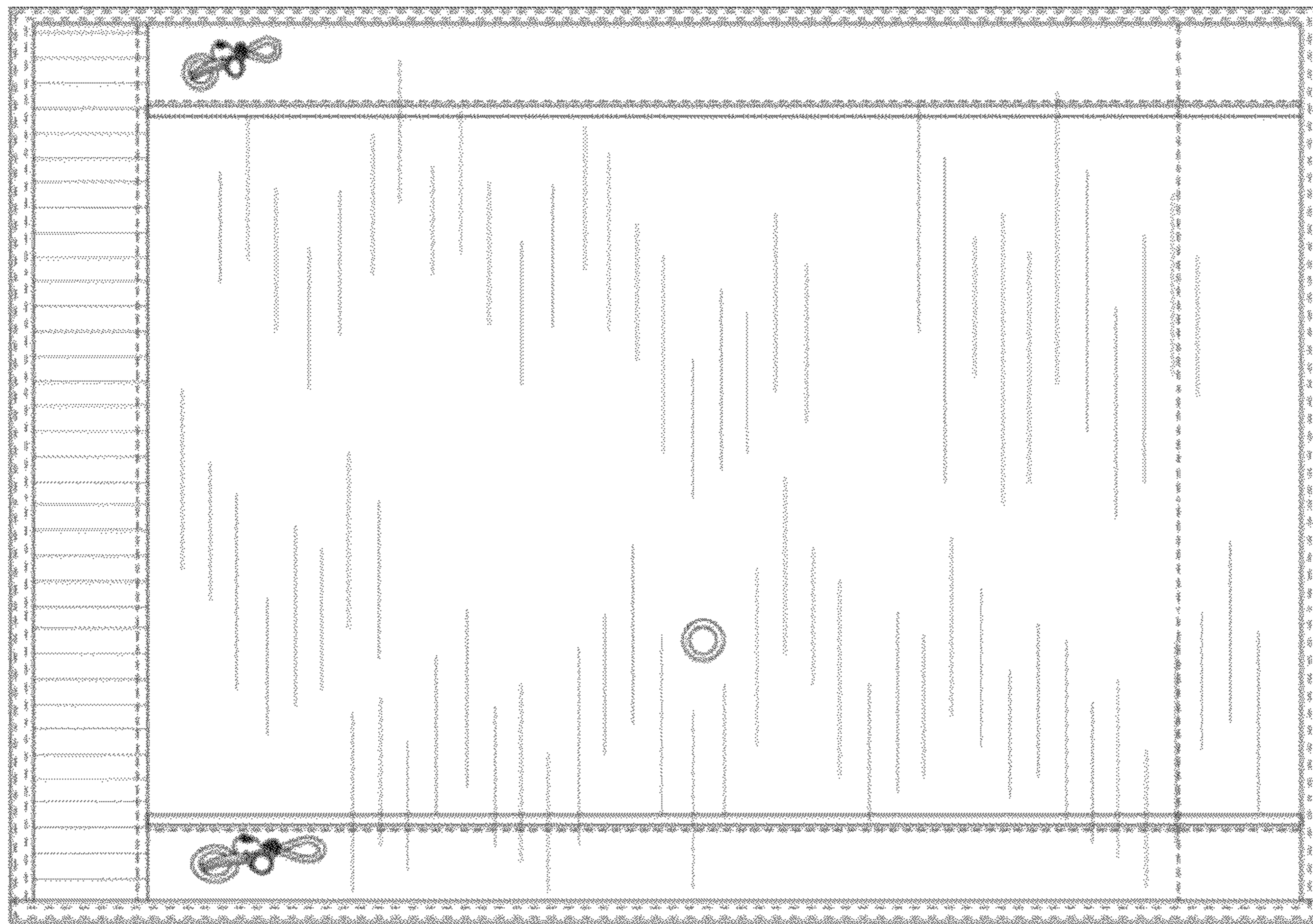


FIG. 5

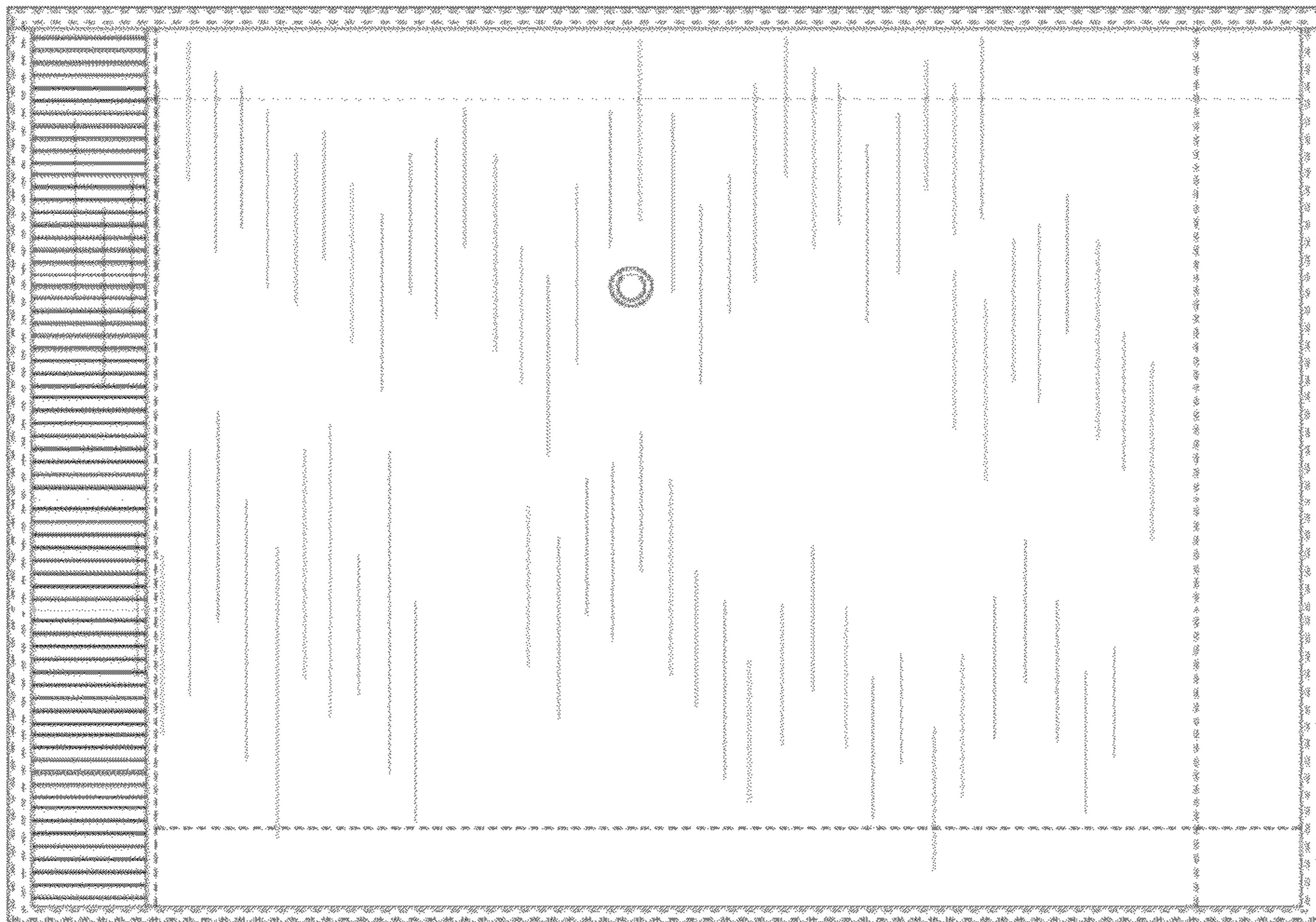


FIG. 6

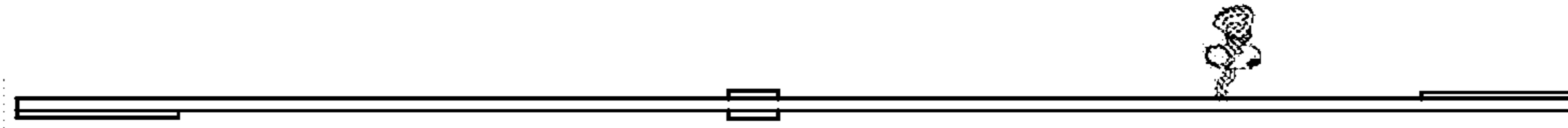


FIG. 7

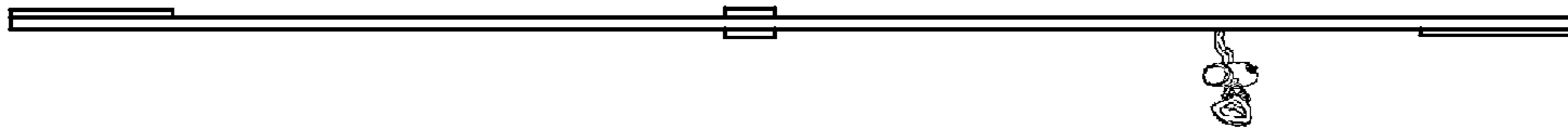


FIG. 8