

US00D665961S

(12) **United States Design Patent**  
**Cohn**

(10) **Patent No.:** **US D665,961 S**  
(45) **Date of Patent:** **\*\* Aug. 21, 2012**

(54) **COMPOST TRAY**

(75) Inventor: **Russell S. Cohn**, San Francisco, CA  
(US)

(73) Assignee: **Nature Mill, Inc.**, San Francisco, CA  
(US)

(\*\*) Term: **14 Years**

(21) Appl. No.: **29/391,110**

(22) Filed: **May 3, 2011**

(51) **LOC (9) Cl.** ..... **09-09**

(52) **U.S. Cl.** ..... **D34/1**

(58) **Field of Classification Search** ..... D34/1;  
220/908, 908.1, 911; D11/152, 156; D9/452  
See application file for complete search history.

(56) **References Cited**

**U.S. PATENT DOCUMENTS**

D161,649 S	1/1951	Riordan	
4,436,817 A	3/1984	Nemetz et al.	
D356,754 S *	3/1995	Schmidt et al.	D11/152
5,517,767 A	5/1996	Schechinger et al.	
D385,213 S *	10/1997	McAllister	D11/156
D386,904 S	12/1997	Bradshaw, Jr.	
D439,545 S *	3/2001	Grosfillex	D11/152
D576,371 S	9/2008	Zimmerman	
D588,496 S *	3/2009	White	D11/156
D622,923 S *	8/2010	Macewan et al.	D34/1
D634,669 S *	3/2011	Brandstatter	D11/152
D641,119 S	7/2011	Rampton et al.	
D644,388 S *	8/2011	Quan	D34/1
D644,389 S	8/2011	Roberts et al.	

D645,738 S \* 9/2011 Shiffer et al. .... D9/428  
D646,160 S \* 10/2011 Shiffer et al. .... D9/428  
2008/0209967 A1 9/2008 Cohn

**OTHER PUBLICATIONS**

Bowers, Nathan Andrew, United States Patent & Trademark Office,  
Office Action mailed Aug. 22, 2011, for U.S. Appl. No. 11/988,661,  
15 pgs.  
Notice of Allowance dated Dec. 12, 2011, U.S. Appl. No. 11/998,661,  
filed Nov. 30, 2007, 10 pages.

\* cited by examiner

*Primary Examiner* — Cynthia Ramirez

(74) *Attorney, Agent, or Firm* — Haverstock & Owens LLP

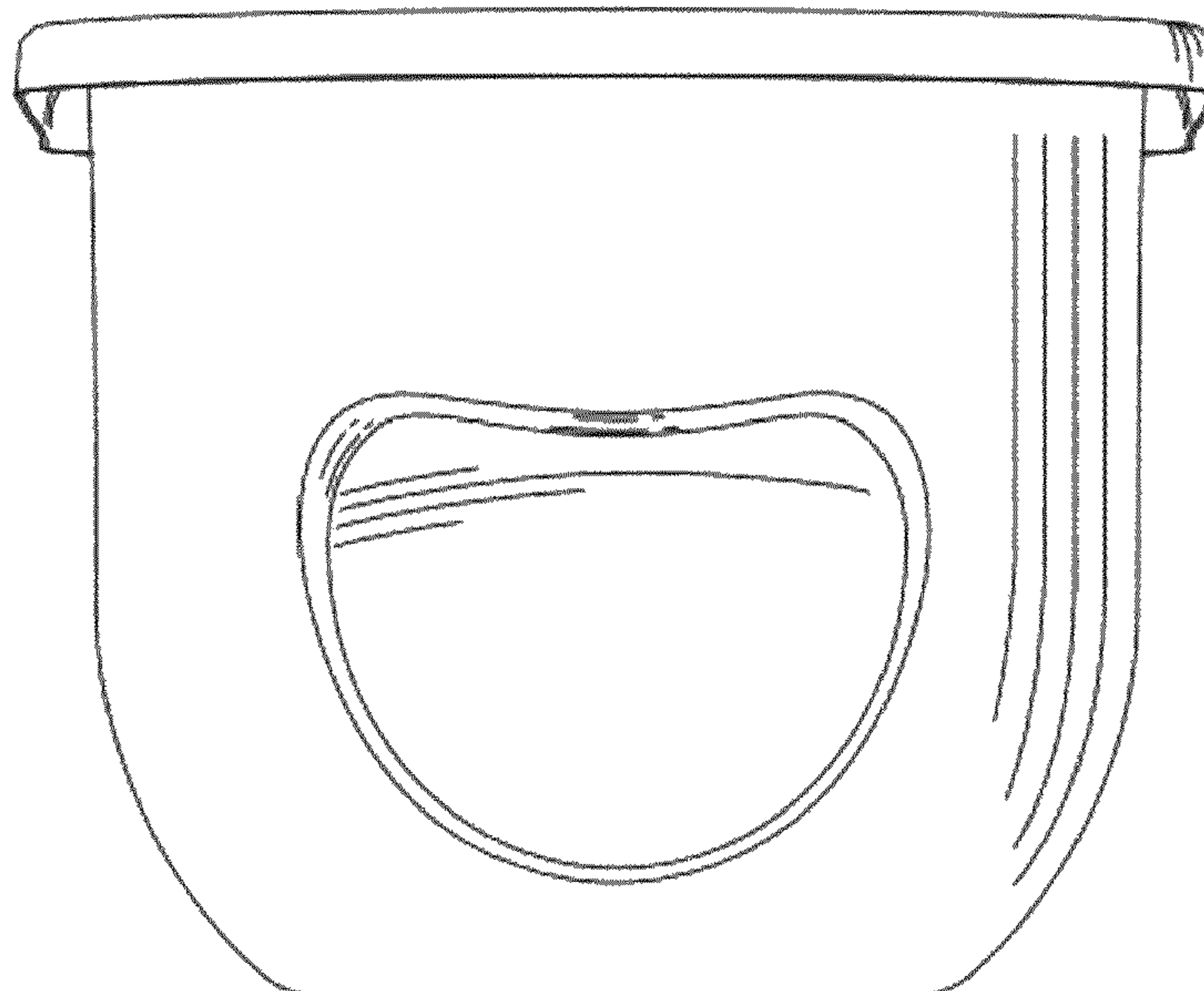
(57) **CLAIM**

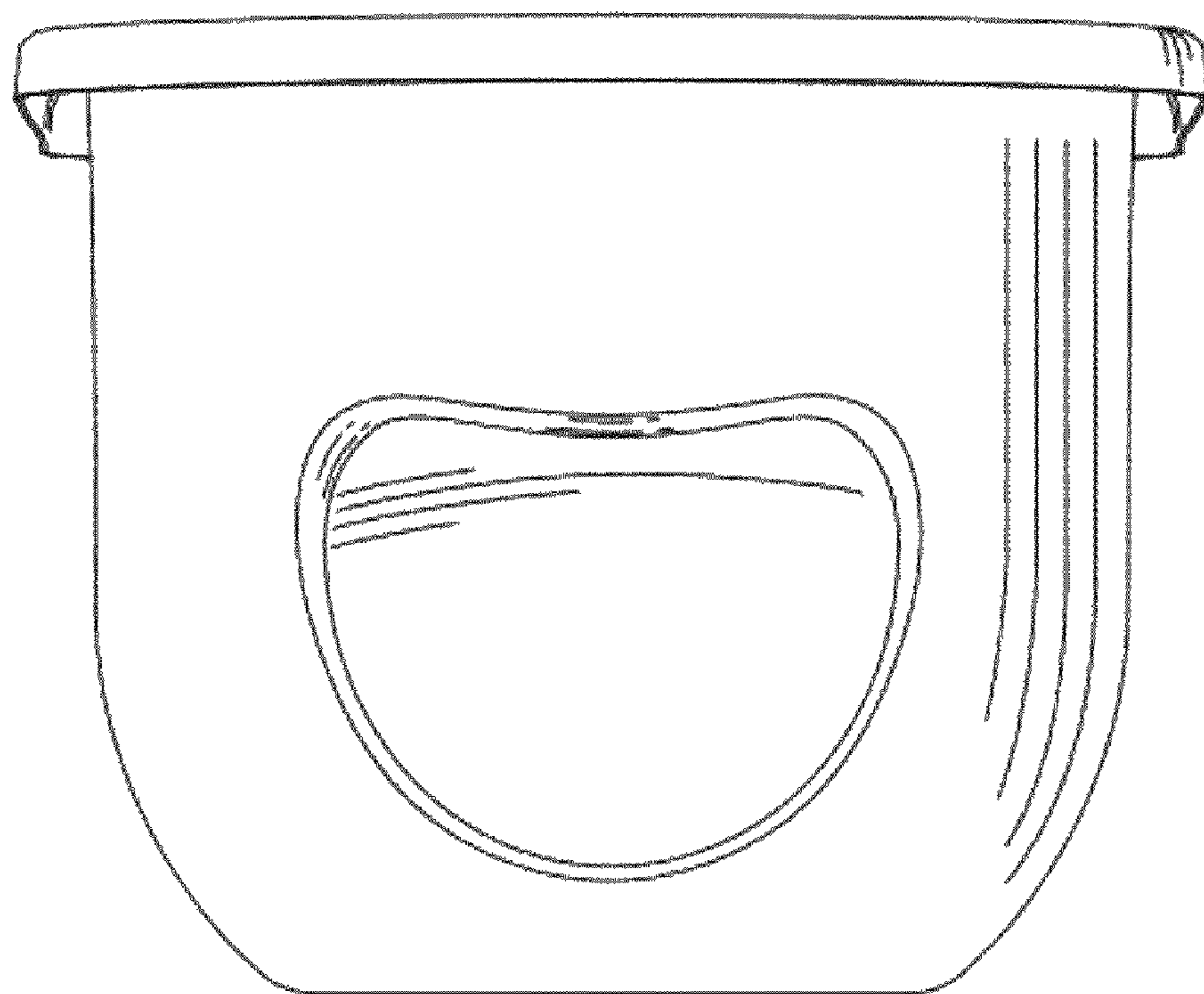
I claim the ornamental design for a compost tray, as shown  
and described.

**DESCRIPTION**

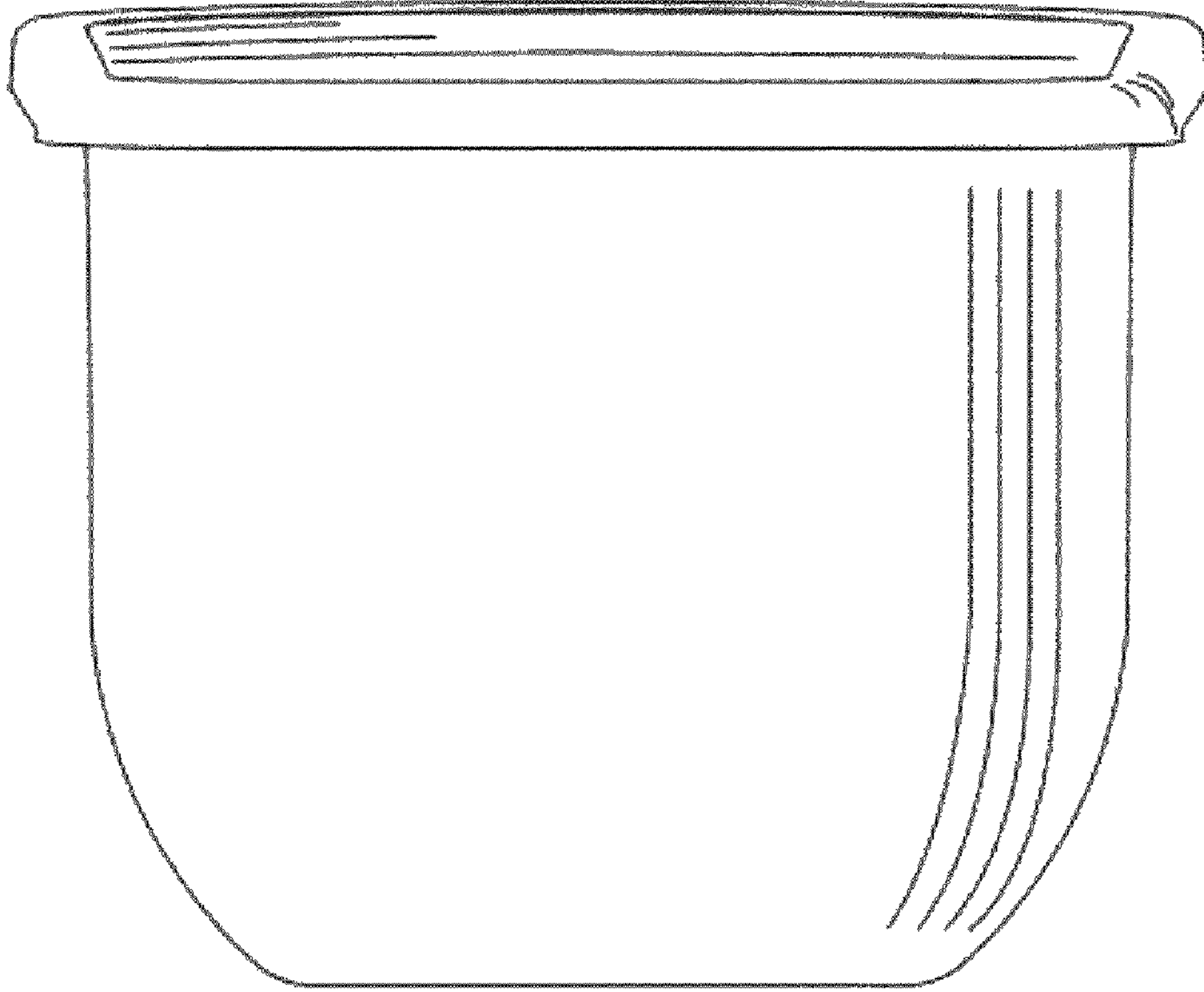
FIG. 1 is a front elevational view of a compost tray showing  
my new design;  
FIG. 2 is a rear elevational view thereof;  
FIG. 3 is a top plan view thereof;  
FIG. 4 is a bottom plan view thereof;  
FIG. 5 is a left side elevational view thereof;  
FIG. 6 is a right side elevational view thereof; and,  
FIG. 7 is a top-right isometric view thereof.  
The portions of the compost tray shown in broken lines form  
no part of the claimed design.

**1 Claim, 7 Drawing Sheets**





**Fig. 1**



**Fig. 2**

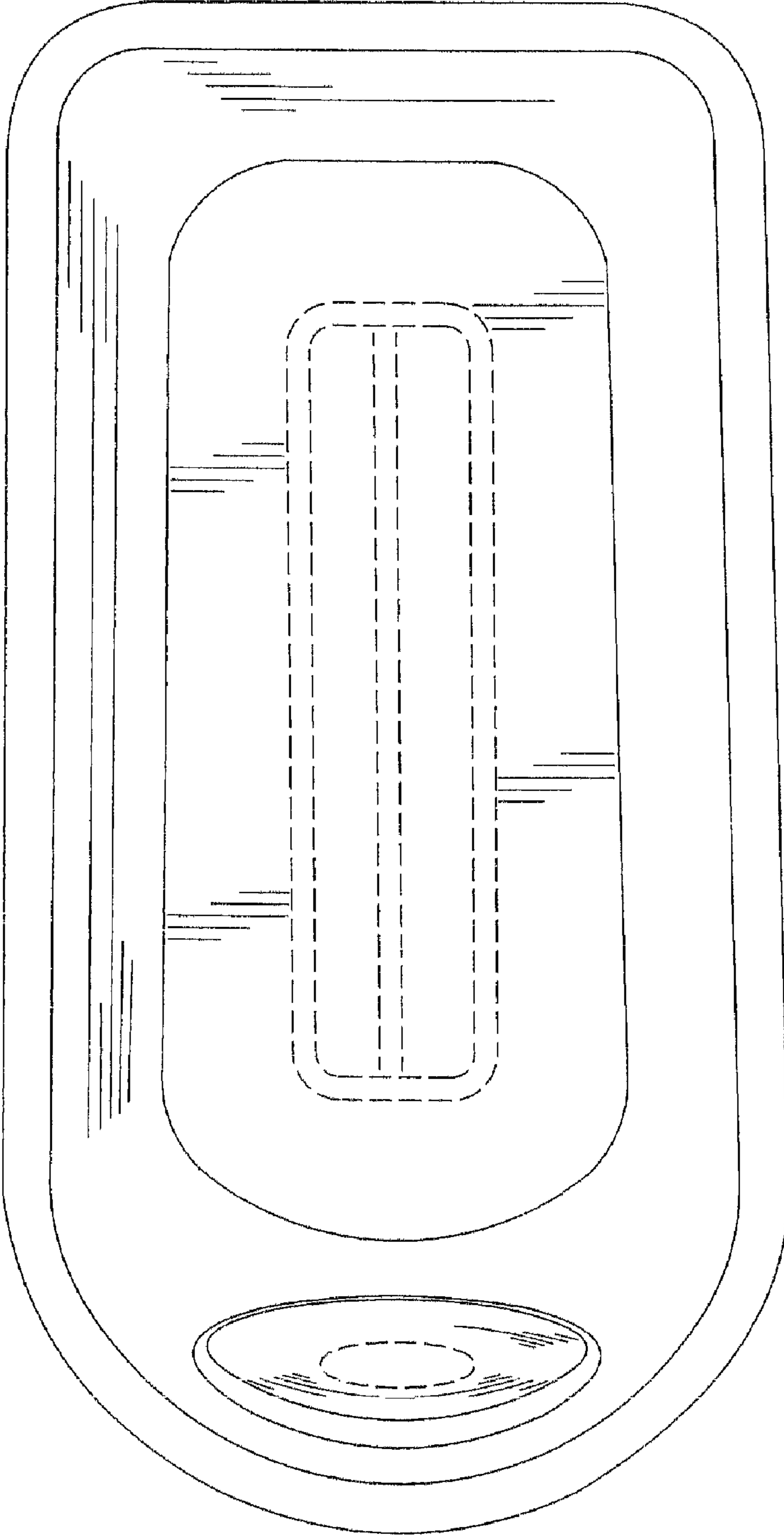


Fig. 3

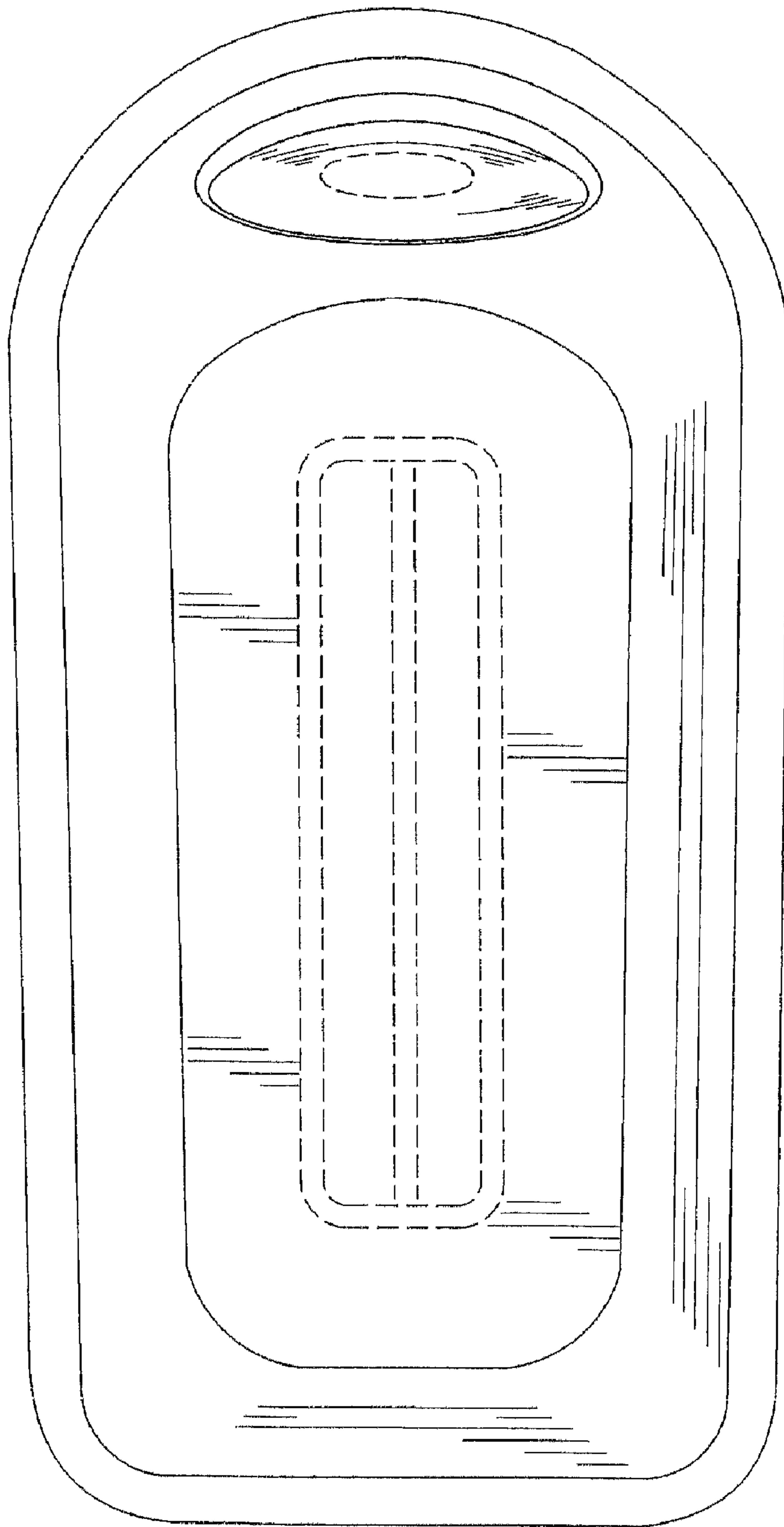


Fig. 4



**Fig. 5**



**Fig. 6**

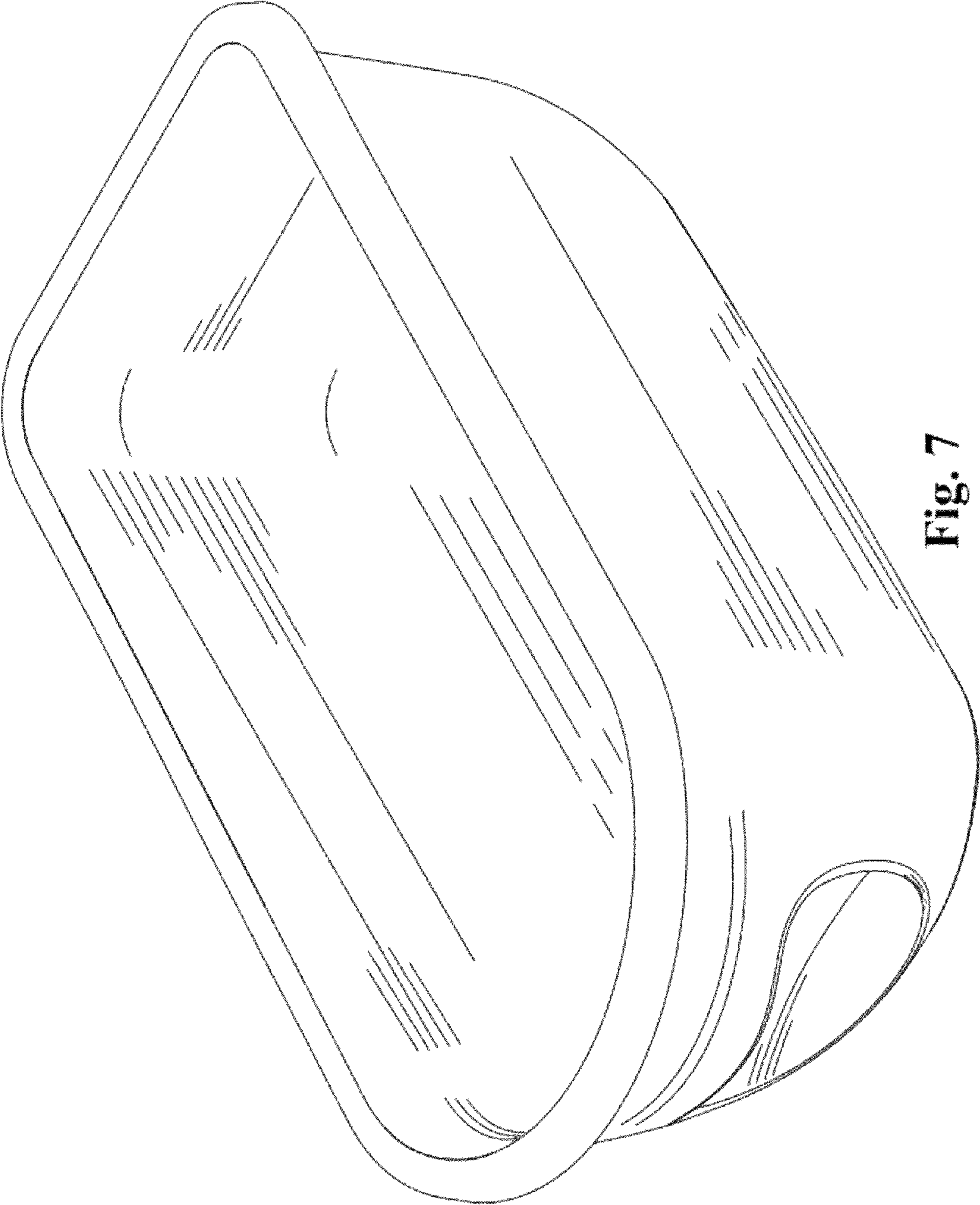


Fig. 7