



US00D665960S

(12) **United States Design Patent**
Menius

(10) **Patent No.:** **US D665,960 S**

(45) **Date of Patent:** **** Aug. 21, 2012**

(54) **CLEANING DEVICE**

(76) Inventor: **Marvin L. Menius**, Rockwell, NC (US)

(**) Term: **14 Years**

(21) Appl. No.: **29/395,146**

(22) Filed: **Dec. 5, 2011**

(51) **LOC (9) Cl.** **04-01**

(52) **U.S. Cl.** **D32/51**

(58) **Field of Classification Search** D4/122,
D4/138, 199; 15/27, 104.002, 230.11; 492/13,
492/16-19; D32/50, 51, 52

See application file for complete search history.

(56) **References Cited**

U.S. PATENT DOCUMENTS

1,982,910	A	12/1934	Forbes et al.	
2,820,290	A *	1/1958	Porter, Jr.	30/136
3,177,512	A	4/1965	Balban	
3,332,131	A *	7/1967	Weiler	492/48
3,343,194	A *	9/1967	Ramelson	15/104.002
3,371,367	A *	3/1968	Tigerman	15/145
3,380,097	A *	4/1968	Pharris	15/145
3,596,304	A *	8/1971	Welt	15/230.11
3,742,547	A	7/1973	Sohmer	
3,751,748	A *	8/1973	Roe et al.	15/230.11
D231,131	S *	4/1974	Osborne	D4/116
4,059,358	A	11/1977	Arai	
4,529,937	A	7/1985	Cornelius	
4,683,610	A *	8/1987	Richards et al.	16/429
4,727,616	A *	3/1988	Kucera et al.	15/104.002
4,732,503	A *	3/1988	Bader et al.	401/197
D307,949	S *	5/1990	Wong	D28/7
D320,680	S	10/1991	Stetson et al.	
5,230,303	A	7/1993	Rubino	
D342,610	S *	12/1993	Stetson et al.	D4/122
D360,987	S *	8/1995	Sorenson	D4/138

5,502,864	A *	4/1996	Sorenson	15/230.11
5,625,918	A	5/1997	Kieson et al.	
D385,076	S *	10/1997	Milbury	D34/10
5,924,157	A	7/1999	Barela	
6,546,596	B2 *	4/2003	Grote et al.	16/429
7,003,844	B1 *	2/2006	Mosby-Pinkney	15/104.002
7,337,561	B2 *	3/2008	Potashnick	36/59 R
7,540,058	B1 *	6/2009	Day	15/230.11
7,559,108	B2 *	7/2009	Forte	15/104.002
7,640,617	B2	1/2010	Kennedy et al.	
7,682,098	B2 *	3/2010	Sandahl et al.	401/170
D637,403	S *	5/2011	Schmidt	D4/122
2006/0000041	A1	1/2006	Streutker et al.	
2007/0163062	A1	7/2007	McKay	

* cited by examiner

Primary Examiner — John Windmuller

(74) *Attorney, Agent, or Firm* — P. Jeff Martin; The Law Firm of P. Jeffrey Martin, LLC

(57) **CLAIM**

The ornamental design for a cleaning device, as shown and described.

DESCRIPTION

FIG. 1 is a front, right perspective view of a cleaning device showing my new design;
FIG. 2 is a right side view thereof;
FIG. 3 is a left side view thereof;
FIG. 4 is a front view thereof;
FIG. 5 is a rear view of thereof;
FIG. 6 is a top end view thereof; and,
FIG. 7 is a bottom end view thereof.
The broken lines shown in FIGS. 1, 2, 4, and 5, and particularly the surfaces encompassed by said broken lines, form no part of the claimed design.

1 Claim, 2 Drawing Sheets






FIG. 1

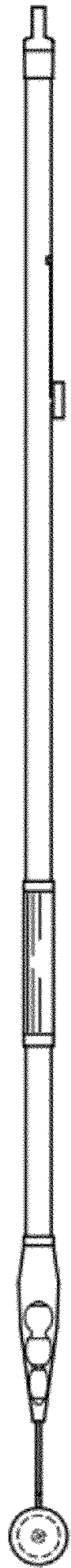


FIG. 2

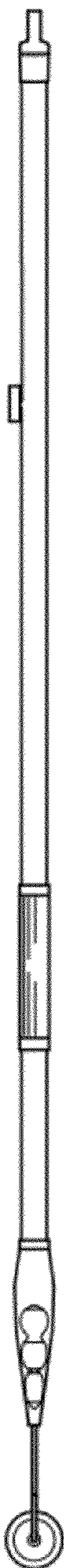


FIG. 3

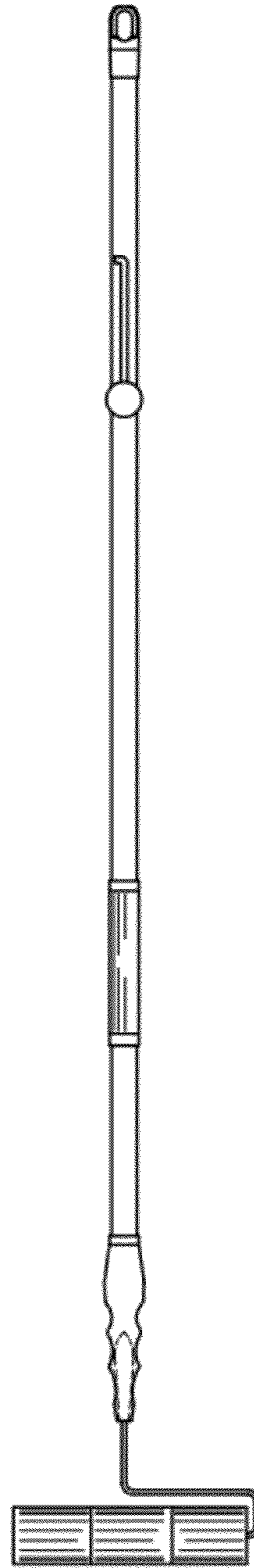


FIG. 4

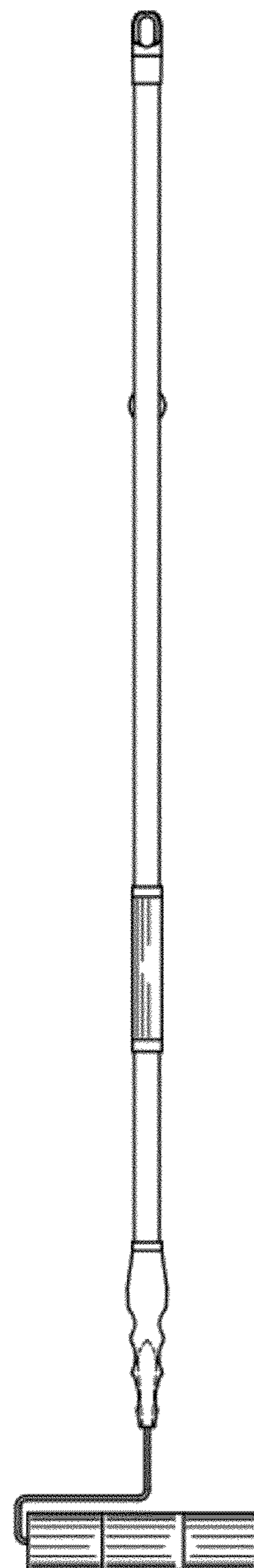


FIG. 5



FIG. 6



FIG. 7