

US00D665949S

(12) **United States Design Patent**
Jourde et al.

(10) **Patent No.:** **US D665,949 S**
(45) **Date of Patent:** **** Aug. 21, 2012**

(54) **CHEST PROTECTOR**
(75) Inventors: **Bastien Jourde**, Montreal (CA); **Bill Best**, Orono, MN (US)
(73) Assignee: **Shock Doctor, Inc.**, Plymouth, MN (US)

D638,583 S * 5/2011 Bishop D29/101.3
7,975,321 B1 7/2011 Behrens
8,024,820 B2 9/2011 Weimer et al.
2007/0010771 A1 1/2007 Leatt
2007/0199129 A1 8/2007 Davis
2011/0167548 A1 7/2011 Jourde et al.
2011/0307999 A1 12/2011 Jourde et al.

(**) Term: **14 Years**
(21) Appl. No.: **29/383,774**

FOREIGN PATENT DOCUMENTS

WO W02008050303 A2 5/2008
WO W02009109941 A1 9/2009
WO W02011034942 A1 3/2011

(22) Filed: **Jan. 21, 2011**

OTHER PUBLICATIONS

(51) **LOC (9) Cl.** **29-03**
(52) **U.S. Cl.** **D29/101.3**
(58) **Field of Classification Search** D29/10,
D29/11, 99, 100, 101.2, 101.3; 2/2, 2.5,
2/27, 44.45, 69, 92, 94, 102, 108, 268, 326,
2/410, 411, 412, 413, 414, 455, 456, 461,
2/462, 463, 464, 465; 428/113, 911; 89/36.01,
89/36.02, 36.05; D24/64; 280/290, 808;
350/97, 98

International Search Report and Written Opinion issued in PCT/
US2010/048959, mailed Nov. 15, 2010, 13 pages.

(Continued)

Primary Examiner — Susan Bennett Hattan
Assistant Examiner — Barbara B Lohr
(74) *Attorney, Agent, or Firm* — Faegre Baker Daniels LLP

See application file for complete search history.

(57) **CLAIM**
The ornamental design for a chest protector, as shown and
described.

(56) **References Cited**

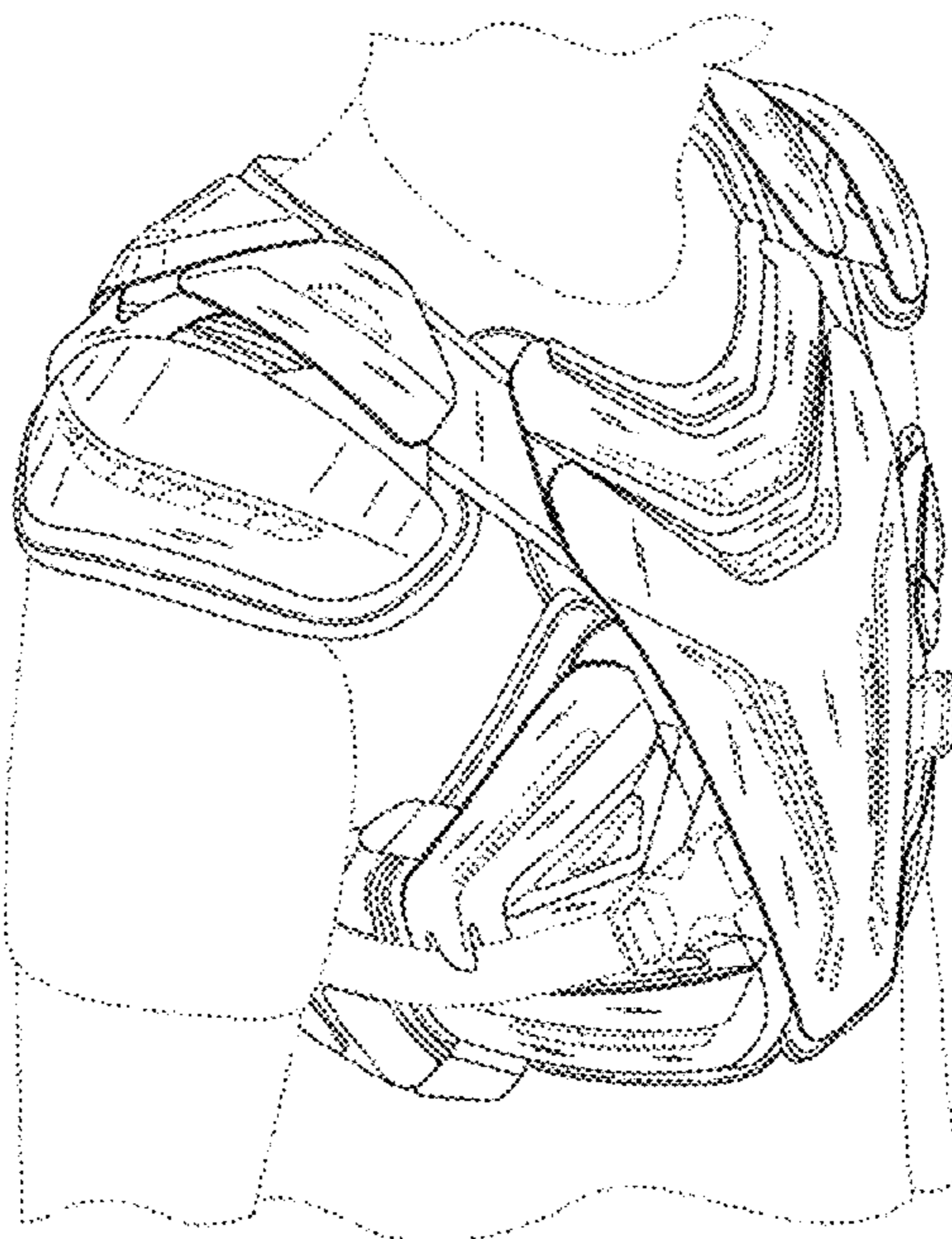
DESCRIPTION

U.S. PATENT DOCUMENTS

3,900,896 A 8/1975 Ackerman
4,338,685 A 7/1982 LaPorta, Jr.
4,501,023 A 2/1985 Bilberry
4,590,622 A 5/1986 Wolfe et al.
D296,595 S * 7/1988 Flosi et al. D29/101.3
6,067,665 A 5/2000 DePalma et al.
D484,648 S * 12/2003 Fiorini et al. D29/100
D494,323 S * 8/2004 Weller D29/100
6,775,851 B1 8/2004 Chen et al.
D600,860 S * 9/2009 Durham D29/101.3
7,882,576 B2 2/2011 Morrow et al.

FIG. 1 is a perspective view of a chest protector.
FIG. 2 is a front view of a chest protector.
FIG. 3 is a rear view of a chest protector.
FIG. 4 is a first side view of a chest protector, which is a mirror
image of a second side view (not shown); and,
FIG. 5 is a top view of a chest protector.
The broken lines in the Figures do not form a part of the
claimed design.

1 Claim, 5 Drawing Sheets



US D665,949 S

Page 2

OTHER PUBLICATIONS

U.S. Appl. No. 29/396,572, filed Jul. 1, 2011 entitled Soft Chest
Protector.

U.S. Appl. No. 29/398,483, filed Aug. 1, 2011, entitled Soft Chest
Protector.
International Search Report and Written Opinion issued in PCT/
US2011/023019, mailed Jun. 9, 2011, 11 pages.

* cited by examiner

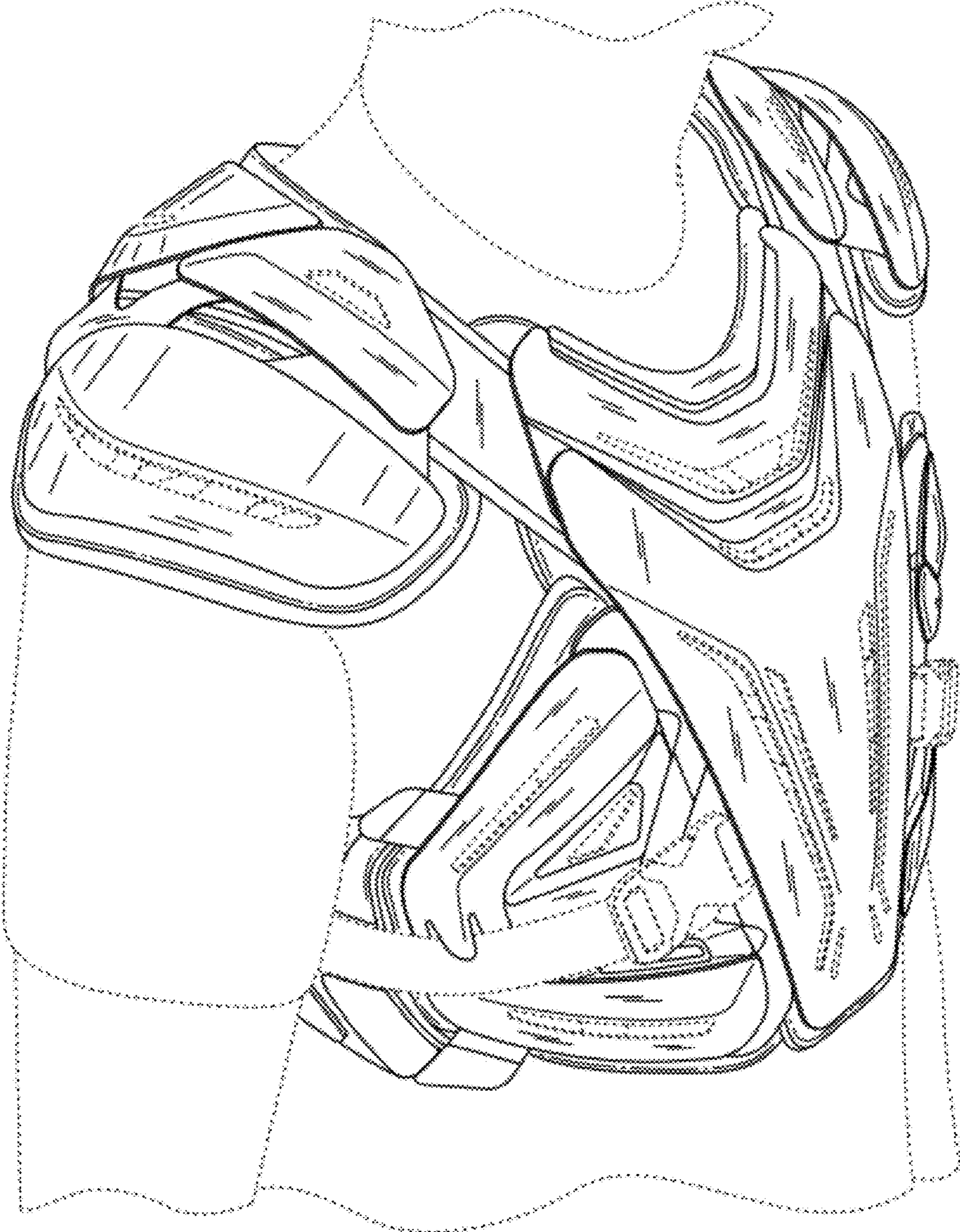


Fig. 1

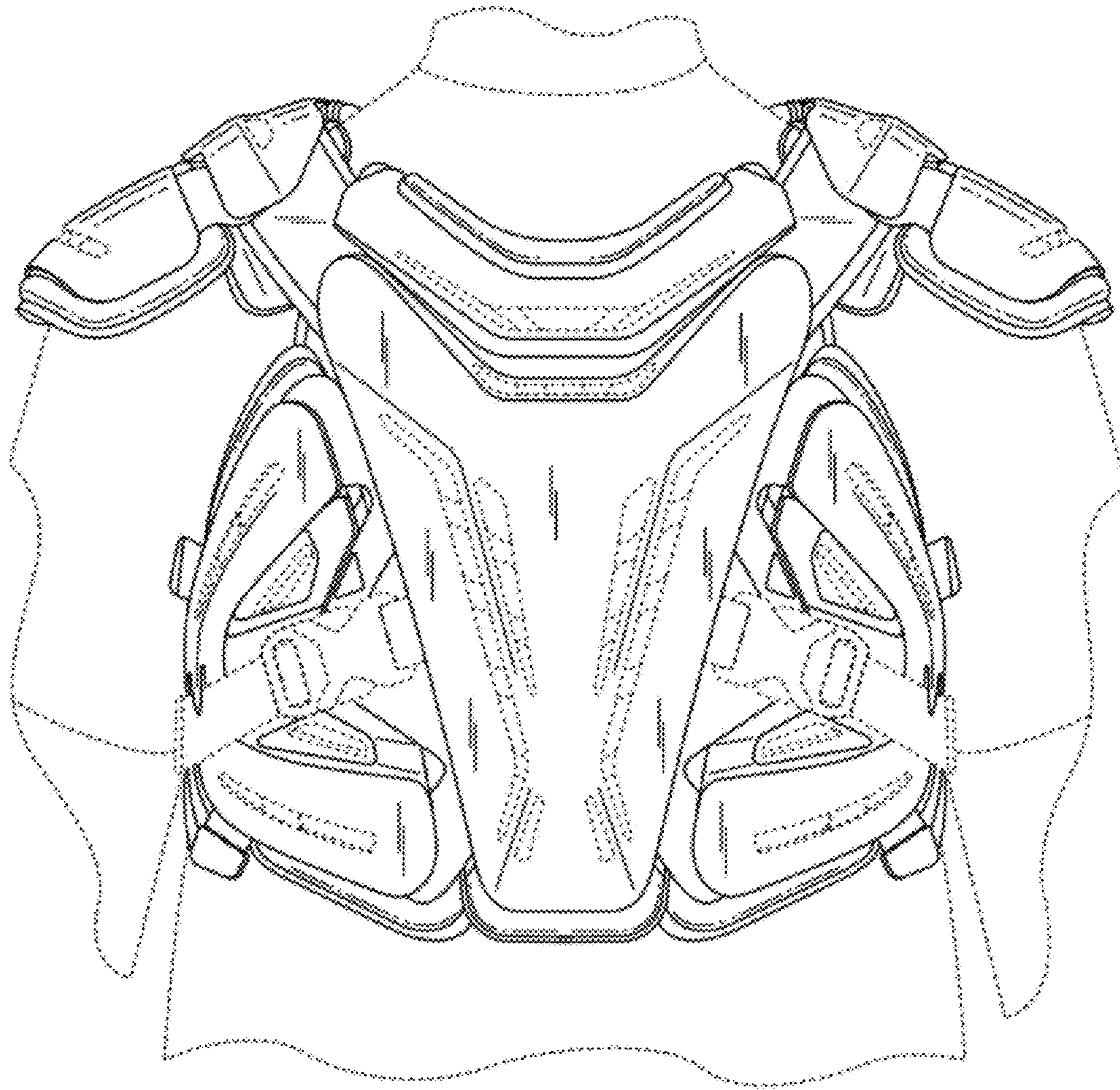


Fig. 2

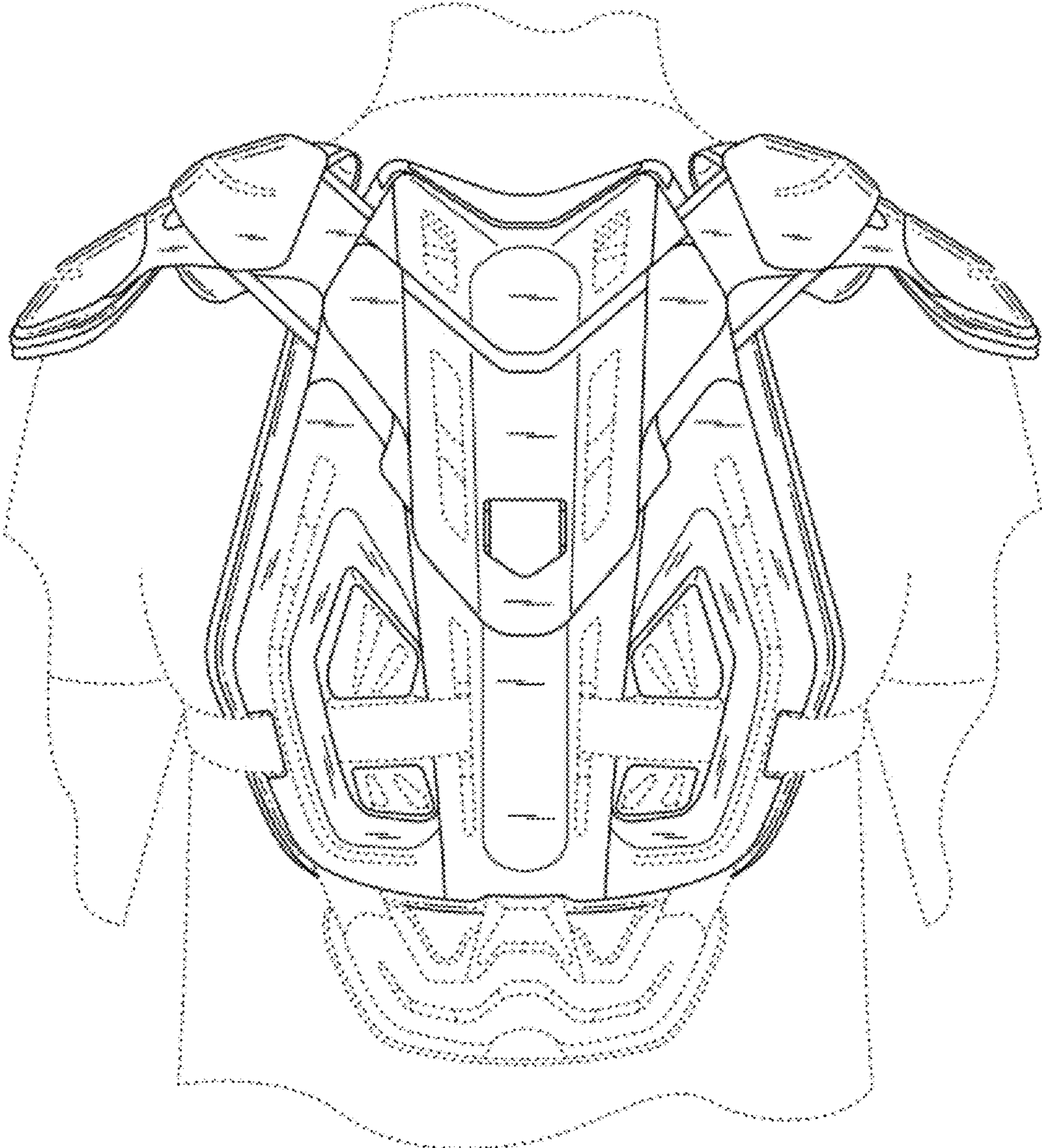


Fig. 3

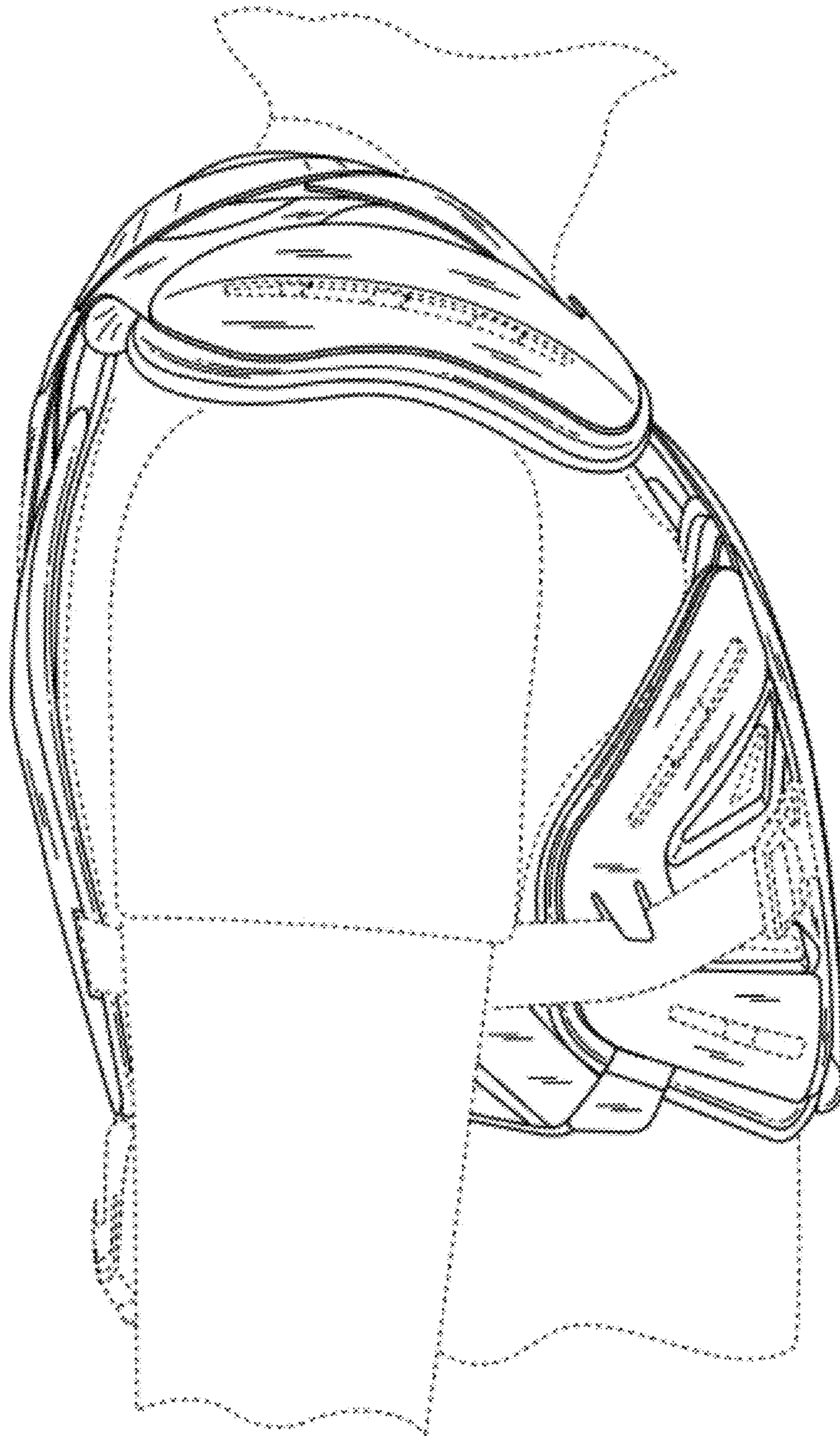


Fig. 4

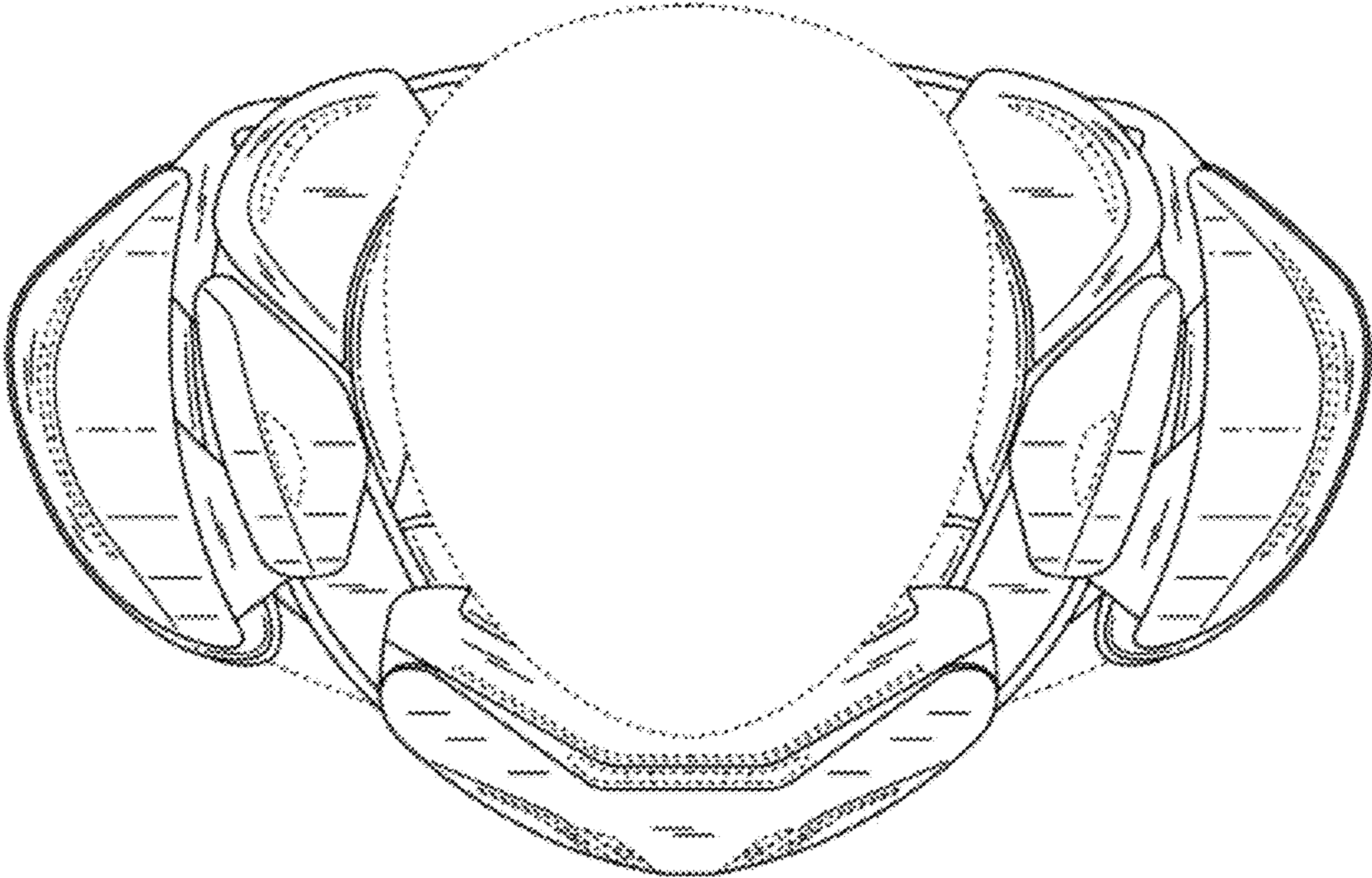


Fig. 5