



US00D665915S

(12) **United States Design Patent**
Ma

(10) **Patent No.:** **US D665,915 S**

(45) **Date of Patent:** **** Aug. 21, 2012**

(54) **MINI MASSAGER**

(75) Inventor: **Xuejun Ma**, Shenzhen (CN)

(73) Assignee: **Shenzhen Breo Technology Co., Ltd.**,
Shenzhen (CN)

(**) Term: **14 Years**

(21) Appl. No.: **29/400,959**

(22) Filed: **Sep. 2, 2011**

(30) **Foreign Application Priority Data**

Mar. 11, 2011 (CN) 2011 3 0040973

(51) **LOC (9) Cl.** **28-03**

(52) **U.S. Cl.** **D24/215**

(58) **Field of Classification Search** D24/200,
D24/211–215, 141; 601/27, 28, 33, 40, 46,
601/47, 48, 63, 80, 99, 104, 112, 113, 114,
601/119, 122, 125, 129, 134, 135, 137, DIG. 12,
601/DIG. 13, DIG. 14, DIG. 15, DIG. 16,
601/DIG. 17

See application file for complete search history.

(56) **References Cited**

U.S. PATENT DOCUMENTS

D376,015 S * 11/1996 Newberry D24/211
D426,641 S * 6/2000 Smith D24/211
D447,809 S * 9/2001 Gladieux et al. D24/211

D486,236 S * 2/2004 Nan D24/215
D556,913 S * 12/2007 Laituri et al. D24/214
D581,542 S * 11/2008 Ferber et al. D24/215
D581,543 S * 11/2008 Ferber et al. D24/215
D582,049 S * 12/2008 Ferber et al. D24/215
D582,563 S * 12/2008 Ferber et al. D24/215
D583,064 S * 12/2008 Ferber et al. D24/215
D596,306 S * 7/2009 Levine D24/214
D599,029 S * 8/2009 Ferber et al. D24/215
D627,897 S * 11/2010 Yde et al. D24/214
D630,760 S * 1/2011 Imboden D24/211

* cited by examiner

Primary Examiner — Sandra Snapp

(74) *Attorney, Agent, or Firm* — Hamre, Schumann, Mueller
& Larson, P.C.


(57) **CLAIM**

The ornamental design for a “mini massager,” as shown and
described.

DESCRIPTION

FIG. 1 is a front, top and right side perspective view of a mini
massager showing our new design;
FIG. 2 is a front elevational view thereof;
FIG. 3 is a rear elevational view thereof;
FIG. 4 is a left side elevational view thereof;
FIG. 5 is a right side elevational view thereof;
FIG. 6 is a top plan view thereof; and,
FIG. 7 is a bottom plan view thereof.

1 Claim, 7 Drawing Sheets






FIG. 1

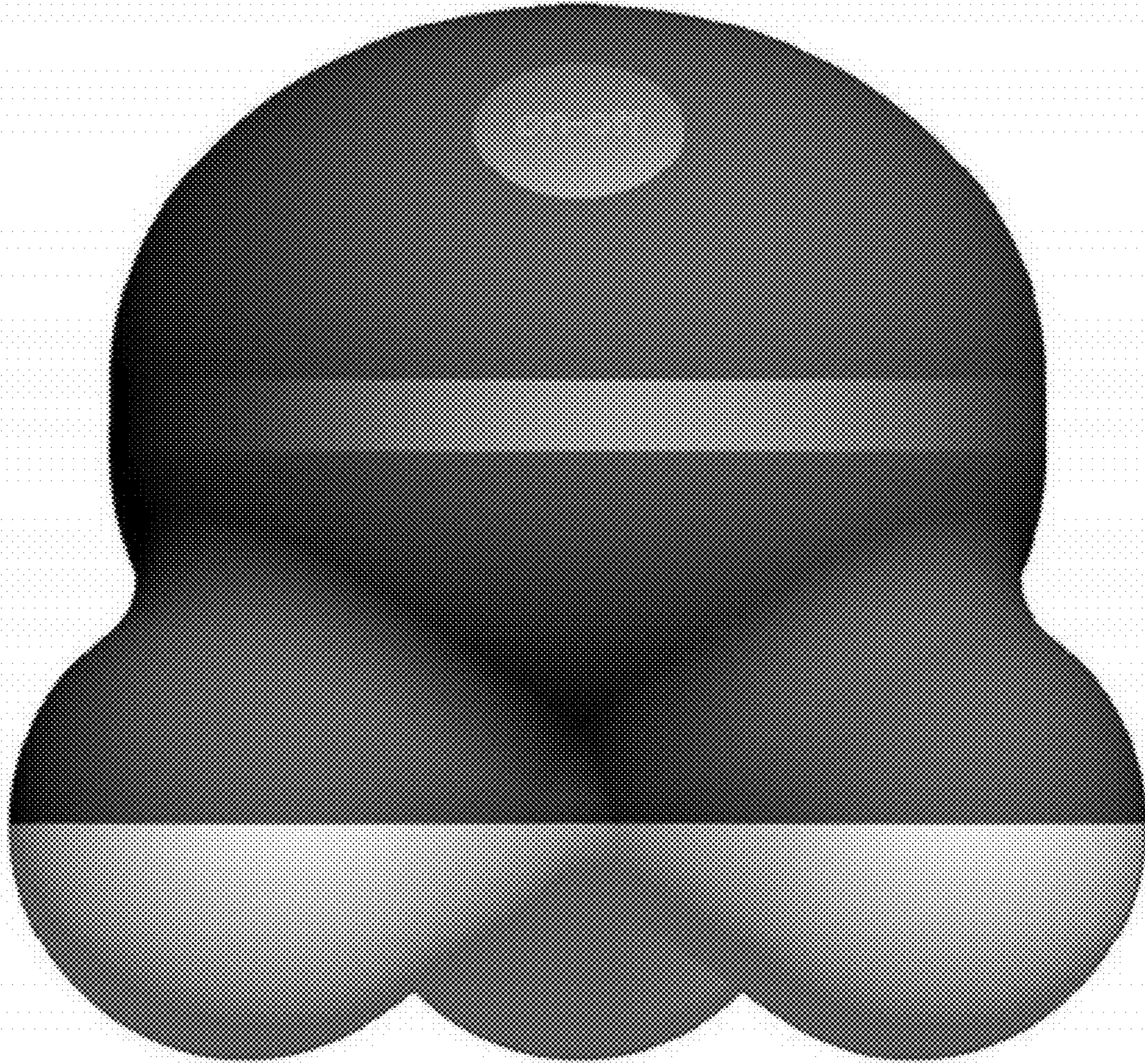


FIG. 2

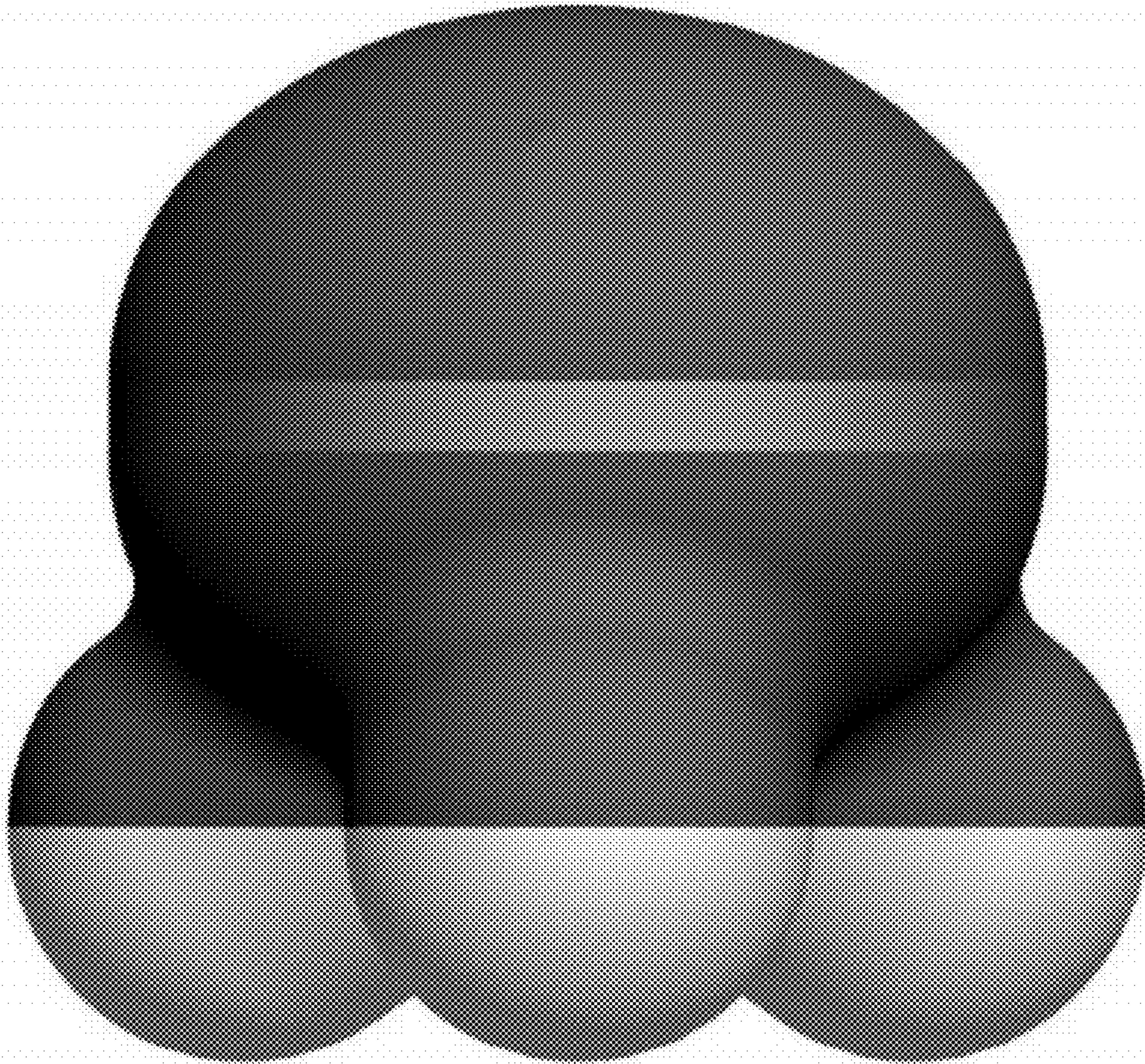


FIG. 3

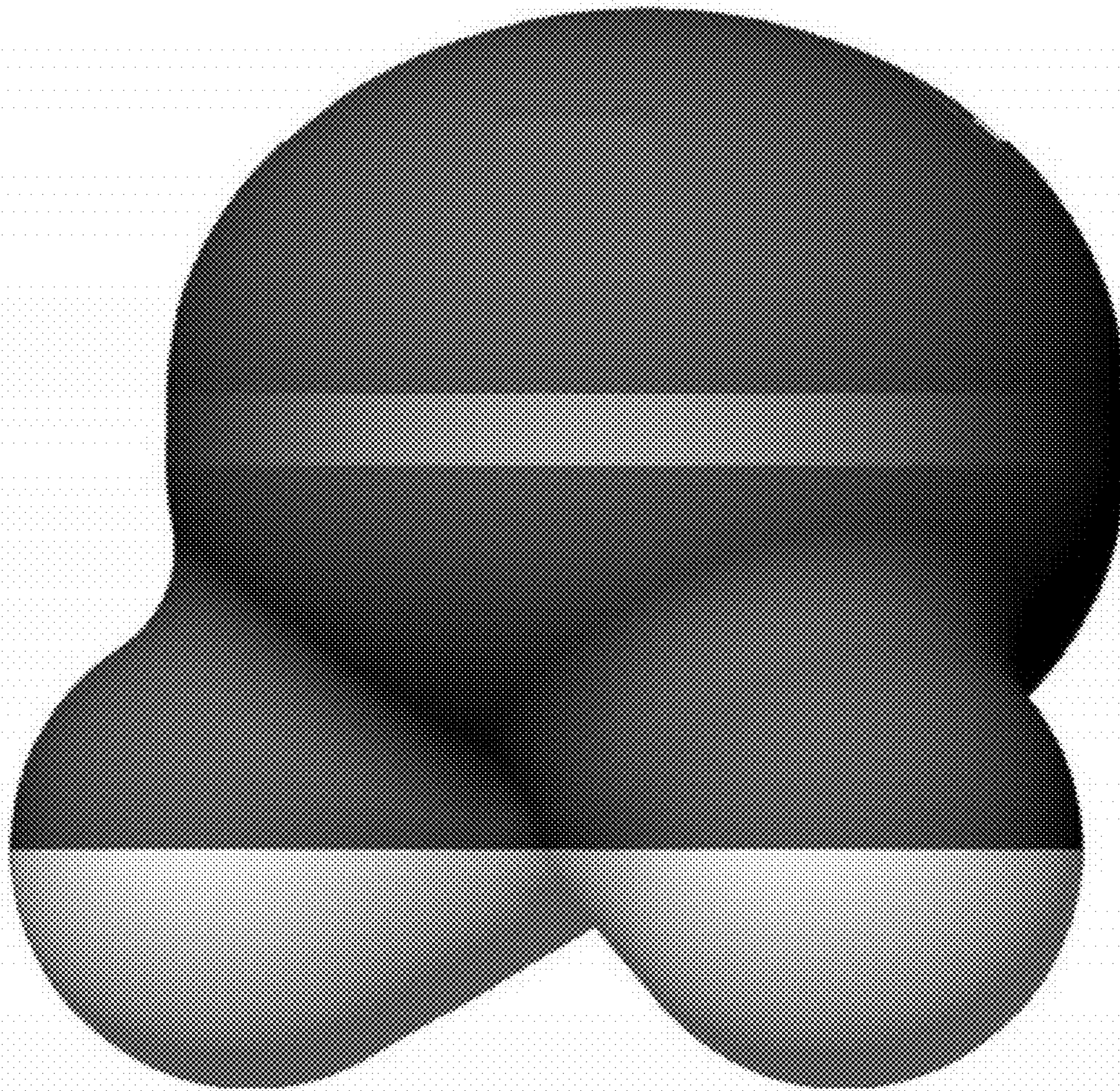


FIG. 4

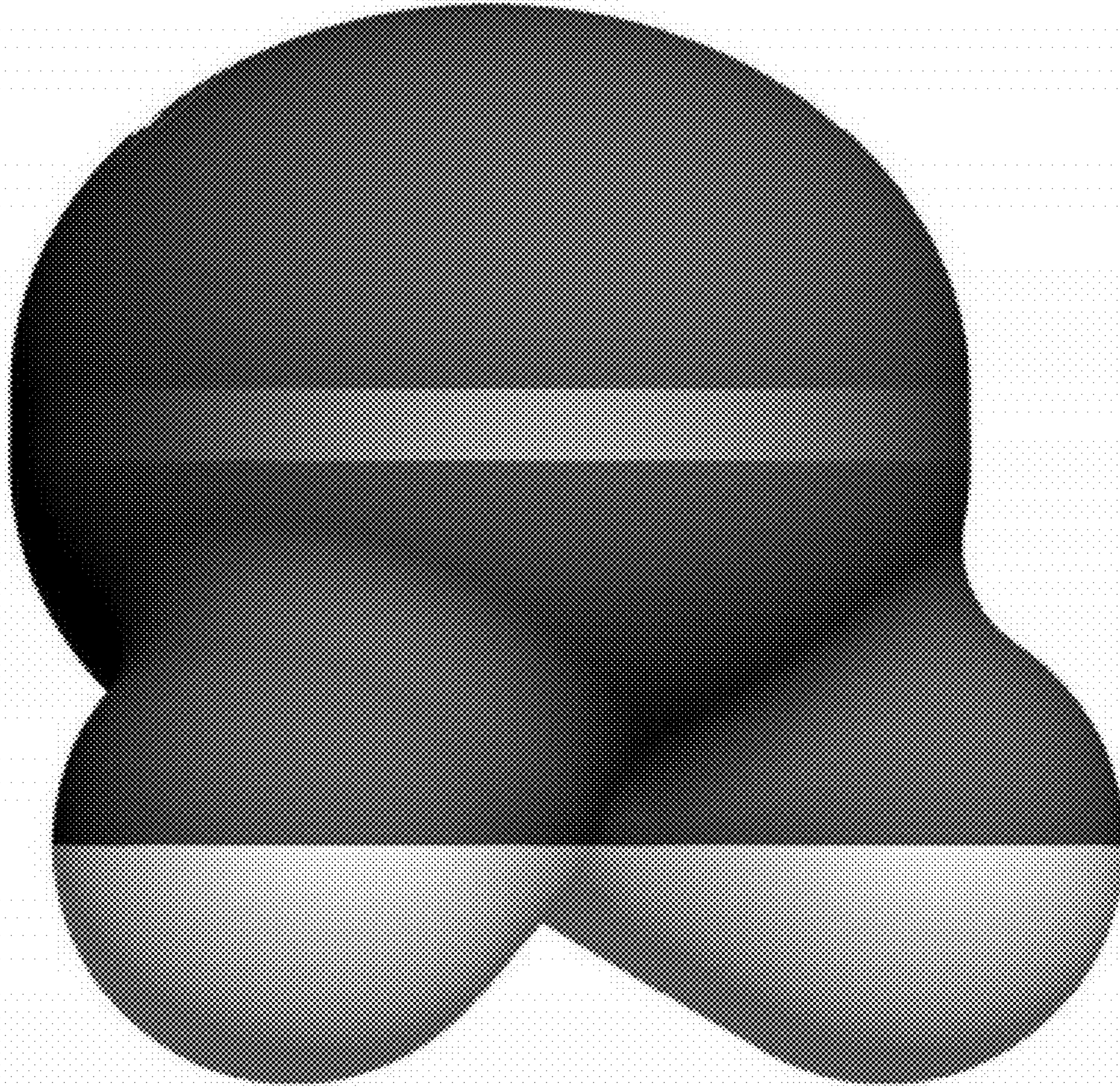


FIG. 5

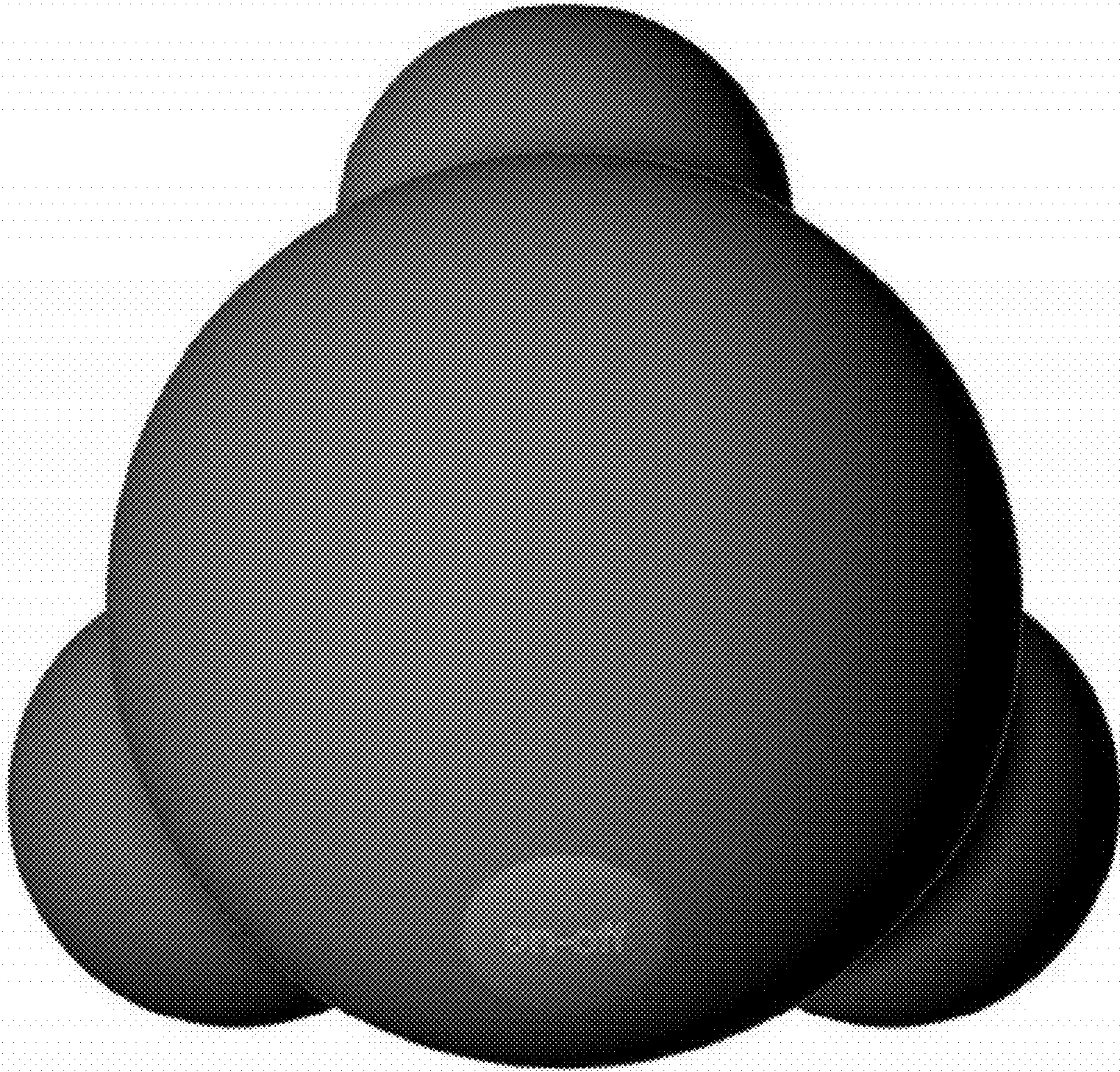


FIG. 6

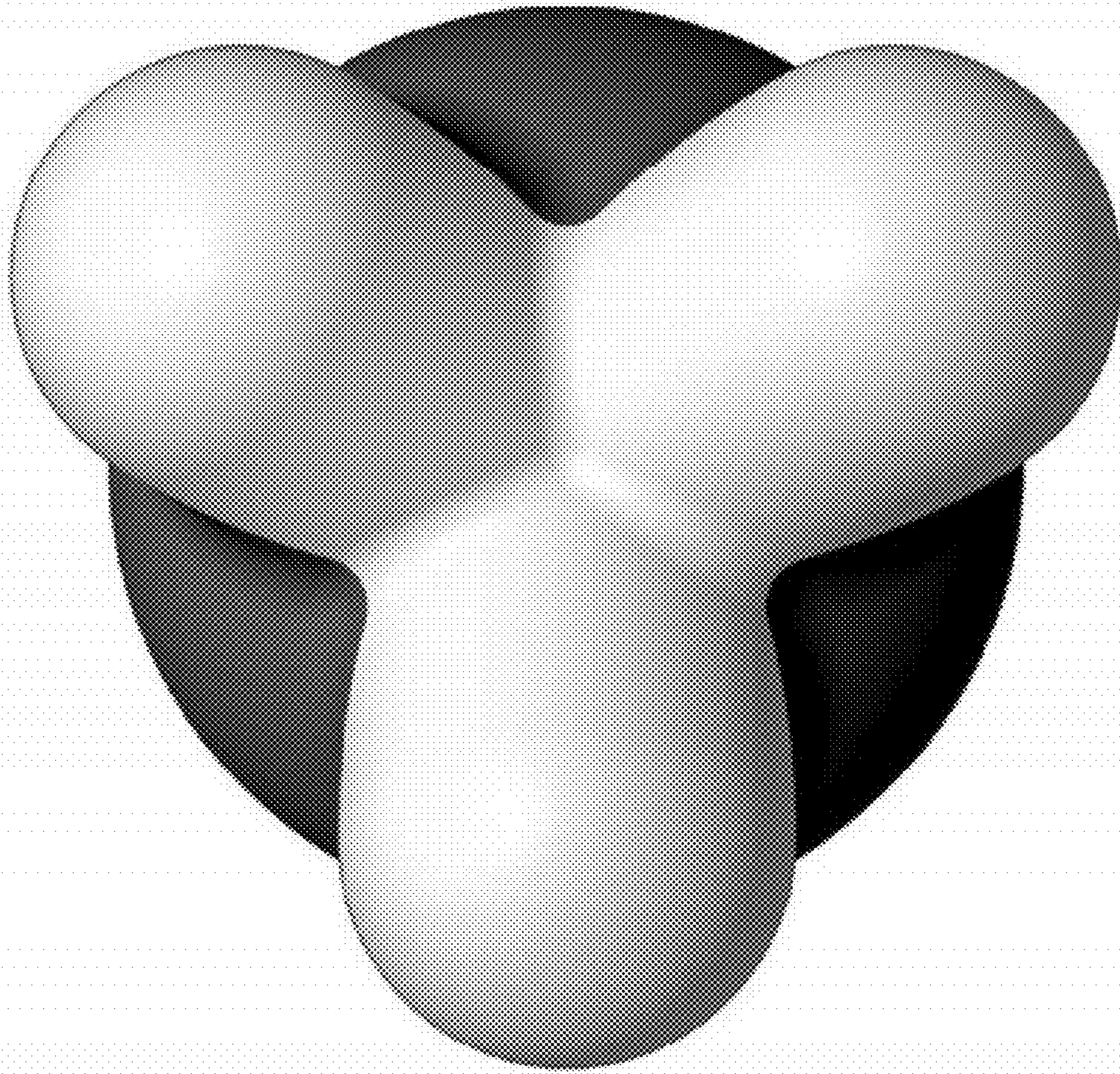


FIG. 7