



US00D665913S

(12) **United States Design Patent**  
**Ross**

(10) **Patent No.:** **US D665,913 S**

(45) **Date of Patent:** **\*\* Aug. 21, 2012**

(54) **CERVICAL COLLAR COVER**

(76) Inventor: **Ann Marcile Ross**, Palm Beach Gardens, FL (US)

(\*\*) Term: **14 Years**

(21) Appl. No.: **29/400,654**

(22) Filed: **Aug. 31, 2011**

(51) **LOC (9) Cl.** ..... **24-01**

(52) **U.S. Cl.** ..... **D24/191; D2/502**

(58) **Field of Classification Search** ..... D24/190,  
D24/191, 206; D2/500-502, 600, 602, 894;  
D30/152; D6/601; D28/41; 602/3, 18; 2/181,  
2/200.3, 204, 207, 468; 128/DIG. 23; 607/109  
See application file for complete search history.

(56) **References Cited**

**U.S. PATENT DOCUMENTS**

D131,600	S	*	3/1942	Holden	.....	D28/41
3,260,292	A	*	7/1966	Costello	.....	383/4
3,810,466	A		5/1974	Rogers		
3,921,626	A		11/1975	Neel		
4,757,554	A	*	7/1988	Blair	.....	2/468
D335,210	S	*	5/1993	Barrett	.....	D2/600
5,211,623	A		5/1993	Sarkozi		
5,233,704	A	*	8/1993	Booher	.....	2/207
5,295,949	A		3/1994	Hathaway		
5,377,360	A	*	1/1995	Fleitman	.....	2/181
5,507,793	A	*	4/1996	Hodges	.....	607/109
D398,735	S	*	9/1998	Bryant	.....	D2/501
D402,785	S	*	12/1998	Franzreb	.....	D2/500
D437,901	S	*	2/2001	Forman	.....	D21/694
D469,594	S	*	2/2003	Raniere	.....	D2/502
D485,969	S	*	2/2004	Wade	.....	D2/894
D503,027	S	*	3/2005	Strong	.....	D2/894

D519,639	S		4/2006	Follman		
D530,136	S	*	10/2006	Toth	.....	D6/601
D550,369	S	*	9/2007	Stark	.....	D24/191
D556,331	S	*	11/2007	Moore	.....	D24/191
D602,228	S	*	10/2009	Pritchett	.....	D2/502
D609,815	S	*	2/2010	Patterson	.....	D24/191
D612,551	S	*	3/2010	Calenda	.....	D30/152
D637,436	S	*	5/2011	Lovinger et al.	.....	D6/601
2006/0253055	A1		11/2006	Lindbery		

\* cited by examiner

*Primary Examiner* — Susan E Krakower

(74) *Attorney, Agent, or Firm* — Saliwanchik, Lloyd & Eisenschenk

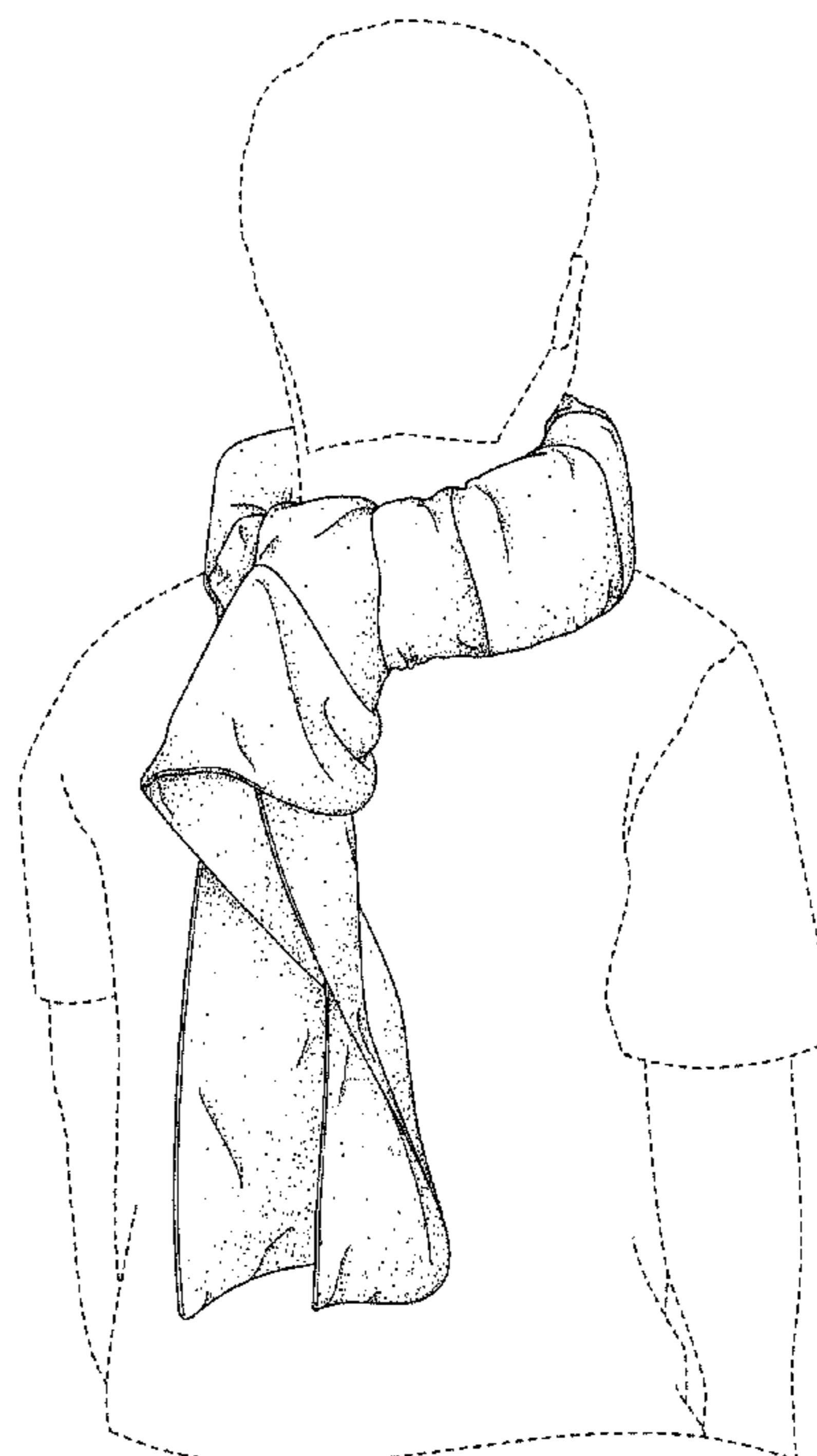
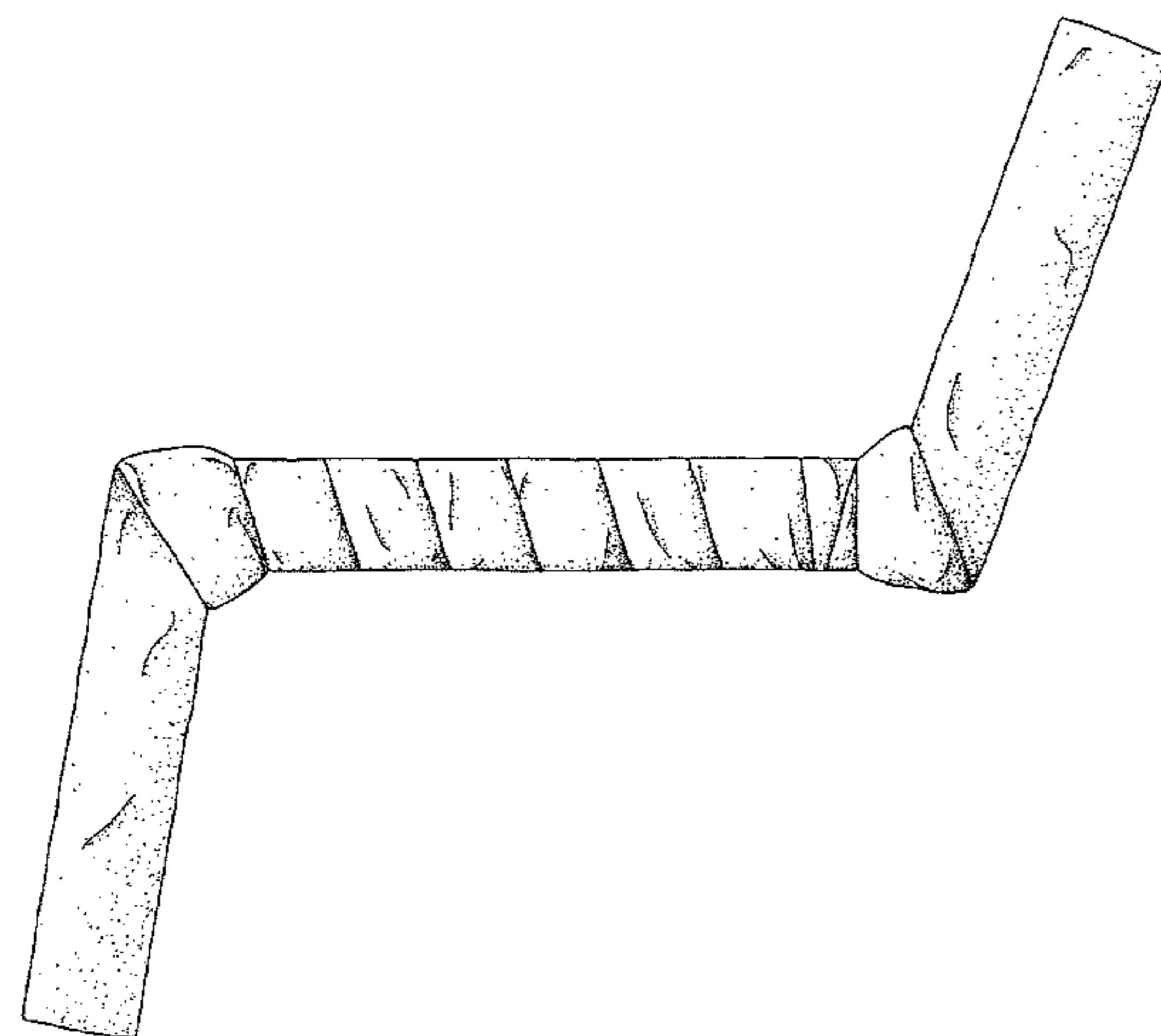
(57) **CLAIM**

The ornamental design for a cervical collar cover, as shown and described.

**DESCRIPTION**

FIG. 1 is a front perspective view of a cervical collar cover. FIG. 2 is a front elevational view of the cervical collar cover. FIG. 3 is a rear elevational view of the cervical collar cover. FIG. 4 is a left side elevational view of the cervical collar cover. FIG. 5 is a right side elevational view of the cervical collar cover. FIG. 6 is a top plan view of the cervical collar cover. FIG. 7 is a bottom plan view of the cervical collar cover; and, FIG. 8 is a front perspective view of the cervical collar cover as it would appear with a cervical collar inserted therein and being worn. The broken lines illustrate environmental structure and form no part of the claimed design.

**1 Claim, 6 Drawing Sheets**



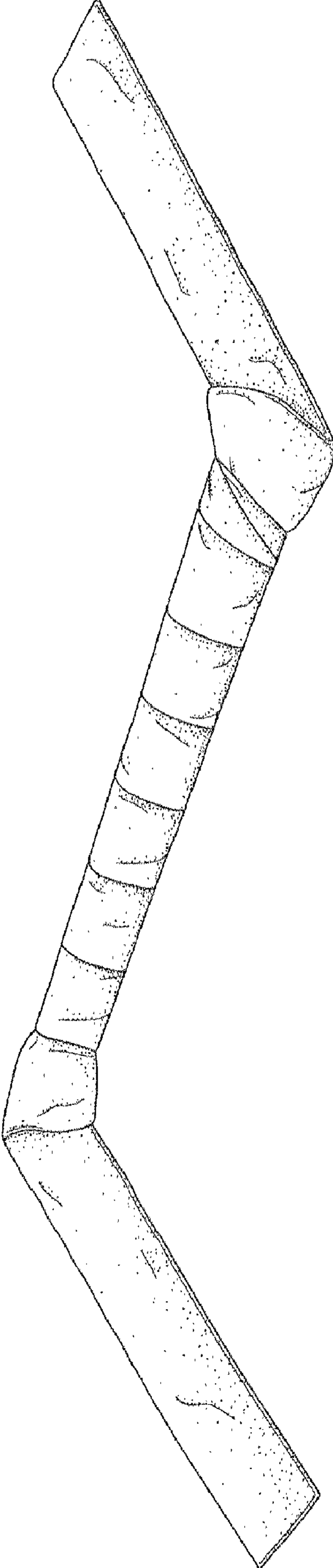


FIG. 1




FIG. 2




FIG. 3




FIG. 5




FIG. 4



FIG. 6

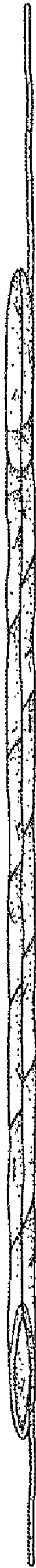


FIG. 7

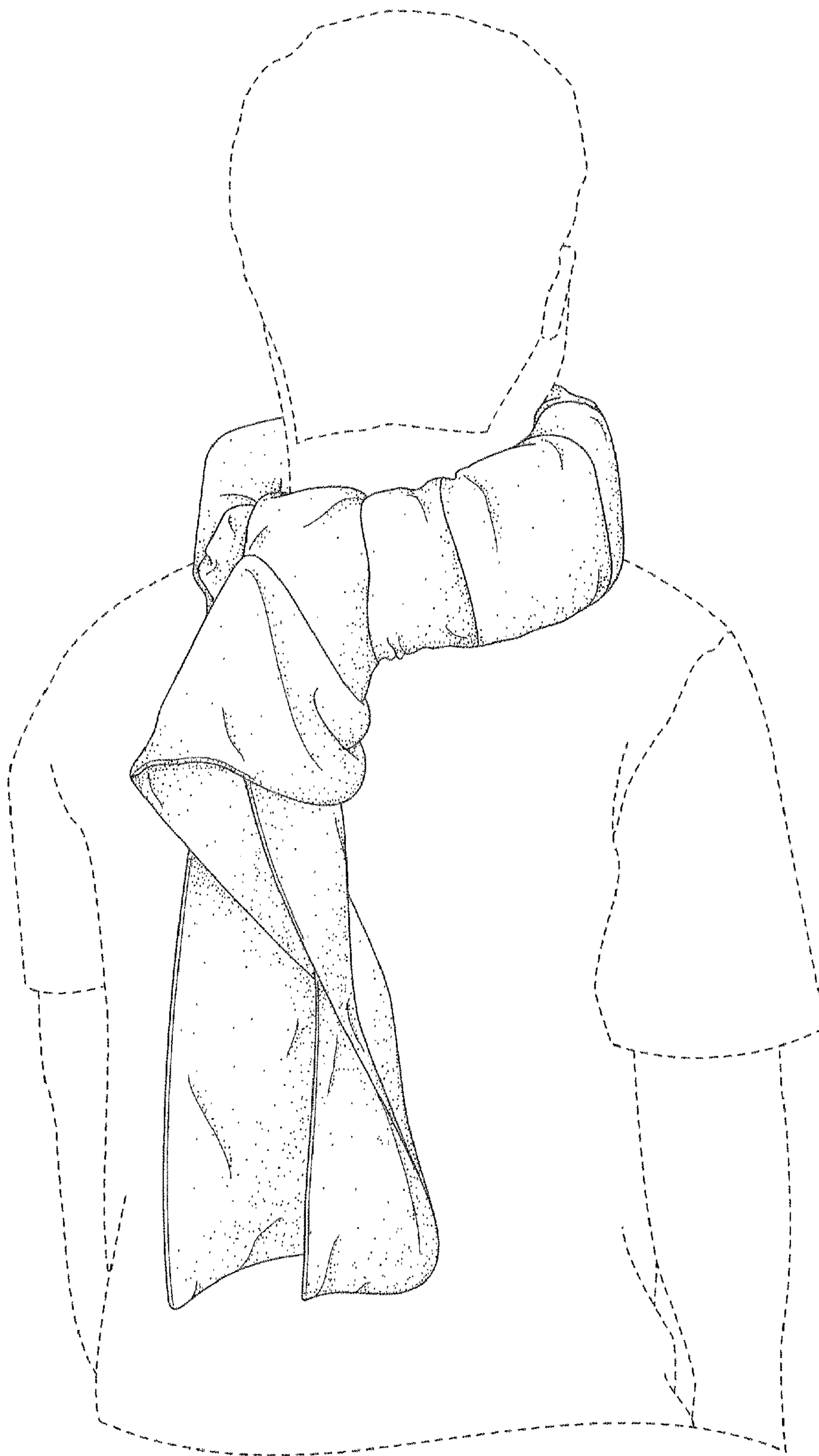


FIG. 8