

US00D665907S

(12) **United States Design Patent**
Doll

(10) **Patent No.:** **US D665,907 S**

(45) **Date of Patent:** **** Aug. 21, 2012**

(54) **LASER FIBER GUIDING PROBE FOR LASER ENUCLEATION**

(75) Inventor: **Frank Doll**, Talheim (DE)

(73) Assignee: **Karl Storz GmbH & Co. KG**,
Tuttlingen (DE)

(**) Term: **14 Years**

(21) Appl. No.: **29/379,229**

(22) Filed: **Nov. 16, 2010**

Related U.S. Application Data

(62) Division of application No. 29/350,523, filed on Nov. 18, 2009, now Pat. No. Des. 638,938.

Foreign Application Priority Data

May 18, 2009 (EM) 001516550-0020
May 18, 2009 (EM) 001516550-0021

(51) **LOC (9) Cl.** **24-02**

(52) **U.S. Cl.** **D24/140**

(58) **Field of Classification Search** D24/133,
D24/137-138, 140, 141, 144, 147, 107-108;
600/101, 104-106, 108, 114, 117, 123-124,
600/129, 131-132, 153; 606/96, 102-103,
606/129, 151, 139, 232, 39, 45, 47, 167,
606/170; 604/103.04, 264, 43, 160

See application file for complete search history.

(56) **References Cited**

U.S. PATENT DOCUMENTS

3,874,372 A 4/1975 Le Bon
D291,918 S 9/1987 Spits
4,946,443 A * 8/1990 Hauser et al. D24/133
5,267,958 A * 12/1993 Buchbinder et al. 604/103.14

5,328,472 A * 7/1994 Steinke et al. 604/102.02
5,344,395 A 9/1994 Whalen et al.
5,389,087 A * 2/1995 Miraki 604/160
6,638,267 B1 10/2003 Esselstein et al.
7,635,363 B2 * 12/2009 Hutchins et al. 606/47
7,645,286 B2 * 1/2010 Catanese et al. 606/151
7,758,594 B2 * 7/2010 Lamson et al. 606/139
D621,934 S * 8/2010 Hermle D24/133
7,811,250 B1 * 10/2010 Scopton 604/103.04
D638,938 S * 5/2011 Doll D24/140
2009/0247995 A1 10/2009 Bacher et al.
2009/0248053 A1 10/2009 Bacher et al.
2010/0268023 A1 * 10/2010 Campo et al. 600/104

* cited by examiner

Primary Examiner — Wan Laymon

(74) *Attorney, Agent, or Firm* — Muncy, Geissler, Olds & Lowe, PLLC

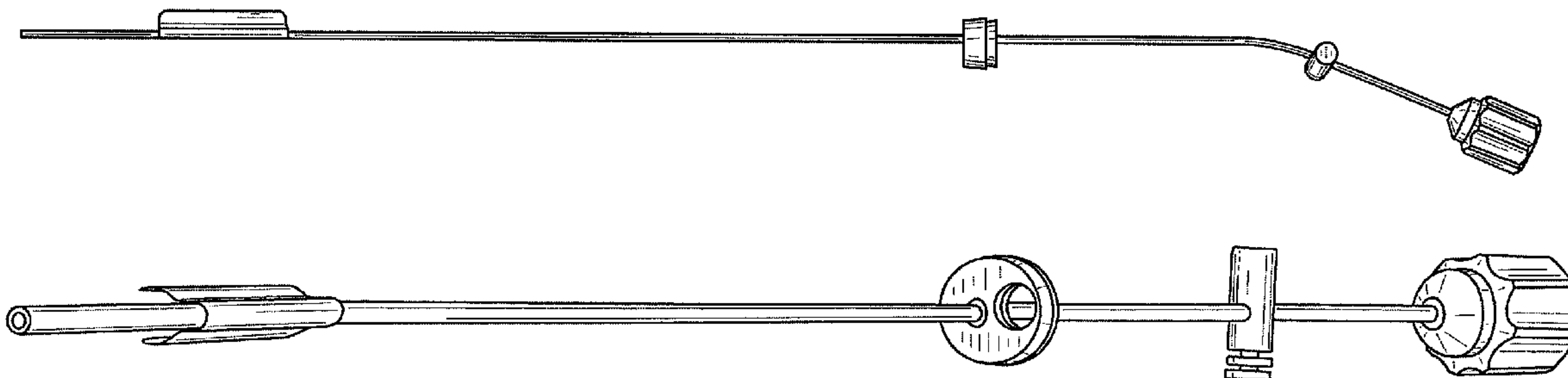
(57) **CLAIM**

The ornamental design for laser fiber guiding probe for laser enucleation, as shown and described.

DESCRIPTION

FIG. 1 is a left side perspective view of a laser fiber guiding probe for laser enucleation according to the present invention. FIG. 2 is a right side perspective view of the laser fiber guiding probe for laser enucleation of FIG. 1. FIG. 3 is a front perspective view of the laser fiber guiding probe for laser enucleation of FIG. 1. FIG. 4 is a rear perspective view of the laser fiber guiding probe for laser enucleation of FIG. 1. FIG. 5 is a top perspective view of the laser fiber guiding probe for laser enucleation of FIG. 1. FIG. 6 is a bottom perspective view of the laser fiber guiding probe for laser enucleation of FIG. 1; and, FIG. 7 is a three-quarters perspective view of the laser fiber guiding probe for laser enucleation of FIG. 1.

1 Claim, 4 Drawing Sheets






FIG. 1

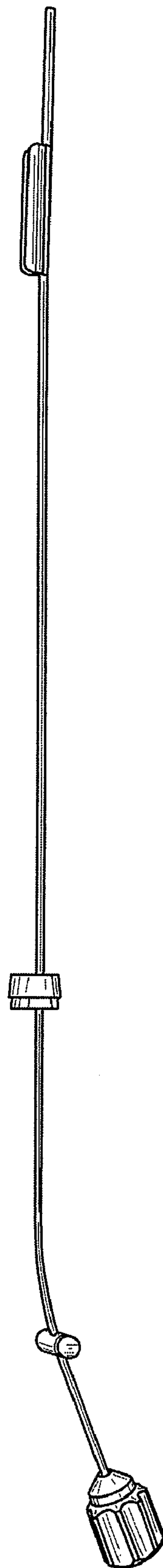


FIG. 2

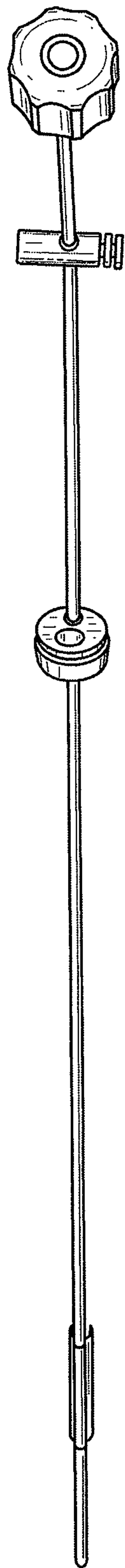


FIG. 3

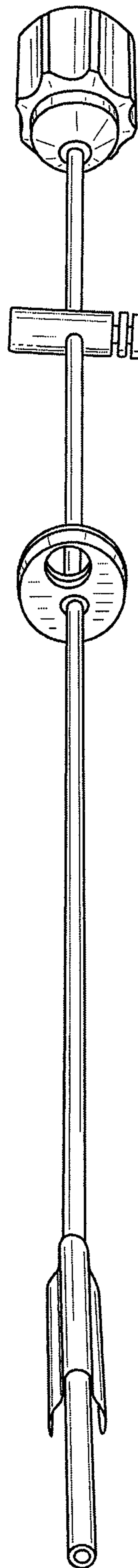


FIG. 4

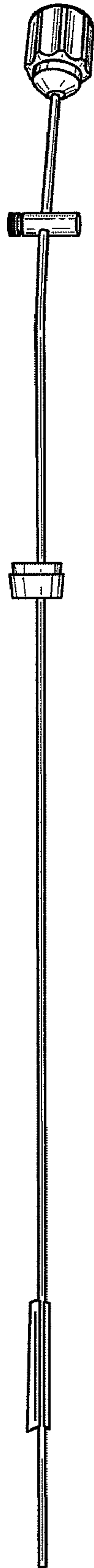


FIG. 5

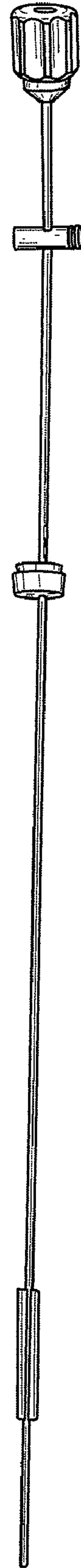


FIG. 6

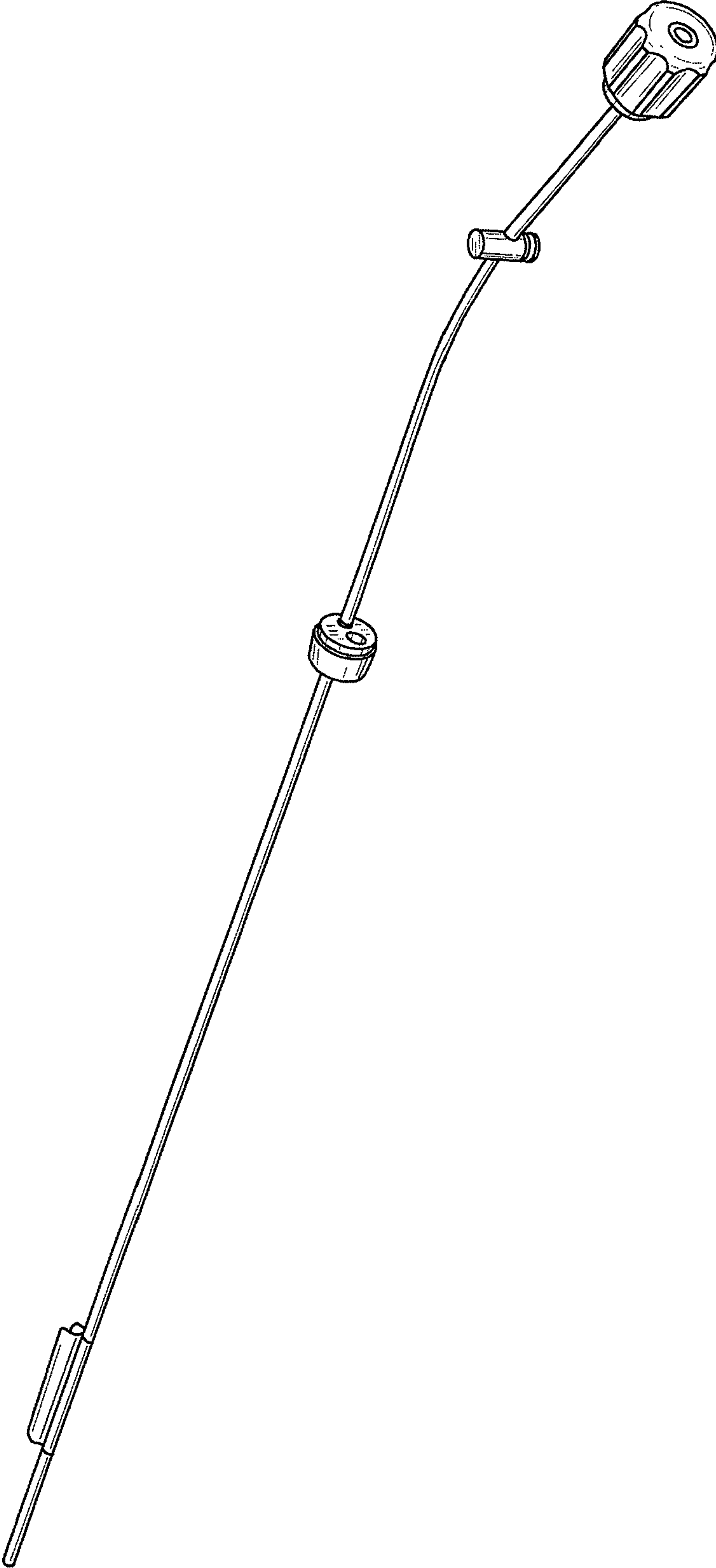


FIG. 7