

US00D665897S

(12) **United States Design Patent**
Martin

(10) **Patent No.:** **US D665,897 S**

(45) **Date of Patent:** **** Aug. 21, 2012**

(54) **ELECTRIC FIREPLACE**

(75) **Inventor:** **Juan Ramón Torres Martin**, Barcelona
(ES)

(73) **Assignee:** **Actervis GmbH** (CH)

(**) **Term:** **14 Years**

(21) **Appl. No.:** **29/394,639**

(22) **Filed:** **Jun. 20, 2011**

(51) **LOC (9) Cl.** **23-03**

(52) **U.S. Cl.** **D23/405**

(58) **Field of Classification Search** D23/403-406,
D23/409, 410, 422, 499, 345, 347, 349; D7/402,
D7/407, 417; 40/428, 798; 44/520, 530;
52/36.3; 126/25 B, 298, 500, 512, 540, 543,
126/544, 548, 555; 160/DIG. 9; 431/263,
431/273, 329; D9/432

See application file for complete search history.

(56) **References Cited**

U.S. PATENT DOCUMENTS

1,940,328	A *	12/1933	Schrotenboer	229/103
4,013,059	A *	3/1977	Andrews	126/500
D270,086	S *	8/1983	Schoeff	D23/343
4,848,014	A *	7/1989	Yesbick	40/124.5
D344,329	S *	2/1994	Patel	D23/406
5,617,842	A *	4/1997	Champion	126/528
5,782,231	A *	7/1998	Wade	126/200
5,915,374	A *	6/1999	Susany	126/500
5,934,268	A *	8/1999	Onocki	126/512
6,095,794	A *	8/2000	Jamieson et al.	431/125
6,162,047	A	12/2000	Hess		
6,385,881	B1	5/2002	Hess		
6,393,207	B1	5/2002	Martin et al.		
6,615,519	B2	9/2003	Hess		
6,718,665	B2	4/2004	Hess et al.		
6,757,487	B2	6/2004	Martin et al.		
6,880,275	B2	4/2005	Mix et al.		
D519,203	S *	4/2006	Haas et al.	D23/405
7,080,472	B2	7/2006	Schroeter et al.		
7,134,229	B2	11/2006	Hess et al.		
7,162,820	B2	1/2007	Hess et al.		

7,194,830	B2	3/2007	Hess		
D543,163	S *	5/2007	Yang et al.	D14/126
7,236,693	B2	6/2007	Haugom		
D574,071	S *	7/2008	Dabrowski	D23/344
D605,150	S *	12/2009	Kim	D14/126
D610,664	S *	2/2010	Thomas	D23/343
7,673,408	B2	3/2010	Hess et al.		
7,770,312	B2	8/2010	Stinson et al.		
D639,925	S *	6/2011	Weinberger	D23/405
D648,691	S *	11/2011	Tierney et al.	D14/126
D658,749	S *	5/2012	Crowe et al.	D23/343
2002/0146655	A1 *	10/2002	Lyons et al.	431/125
2005/0066960	A1 *	3/2005	Harp et al.	126/500
2005/0076902	A1 *	4/2005	Lyons et al.	126/500
2006/0150966	A1 *	7/2006	Jamieson	126/500
2007/0107289	A1 *	5/2007	Shimer et al.	40/798
2007/0125367	A1 *	6/2007	Lim et al.	126/540
2007/0272232	A1 *	11/2007	Weinberger	126/544

FOREIGN PATENT DOCUMENTS

EP	1427968	B1	10/2006
WO	W02010030924	A2	3/2010

* cited by examiner

Primary Examiner — Karen S Acker

(74) *Attorney, Agent, or Firm* — Larkin Hoffman Daly & Lindgren Ltd.; Craig J. Lervick

(57) **CLAIM**

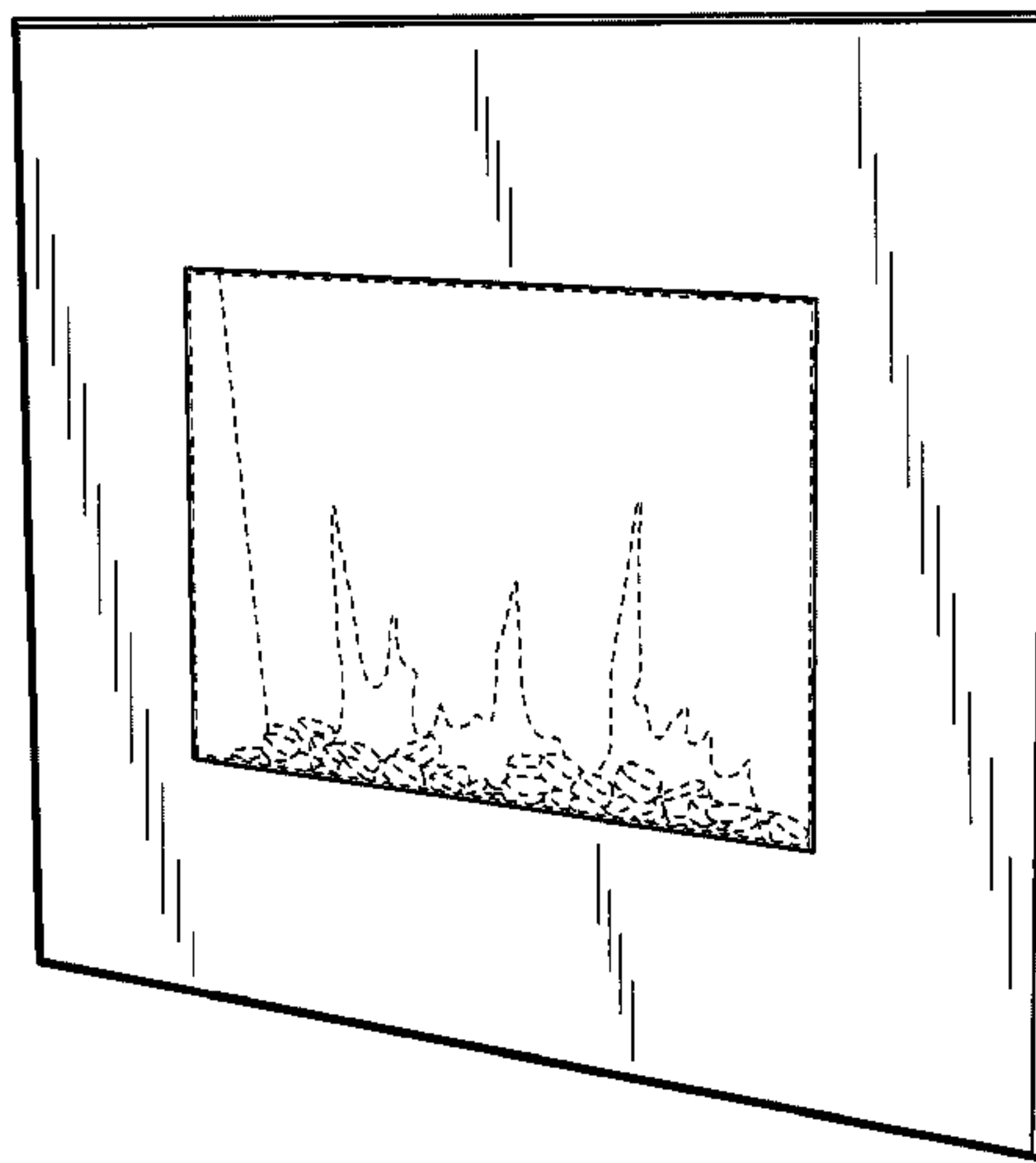
The ornamental design for an electric fireplace, as shown and described.

DESCRIPTION

FIG. 1 is a perspective front view of the electric fireplace in accordance with the present invention;
FIG. 2 is a front view thereof;
FIG. 3 is a rear view thereof;
FIG. 4 is a top view thereof;
FIG. 5 is a bottom view thereof; and,
FIG. 6 is a side view thereof.

The broken lines including the broken line perimeter and the area within it represent environmental subject matter that forms no part of the claim.

1 Claim, 5 Drawing Sheets



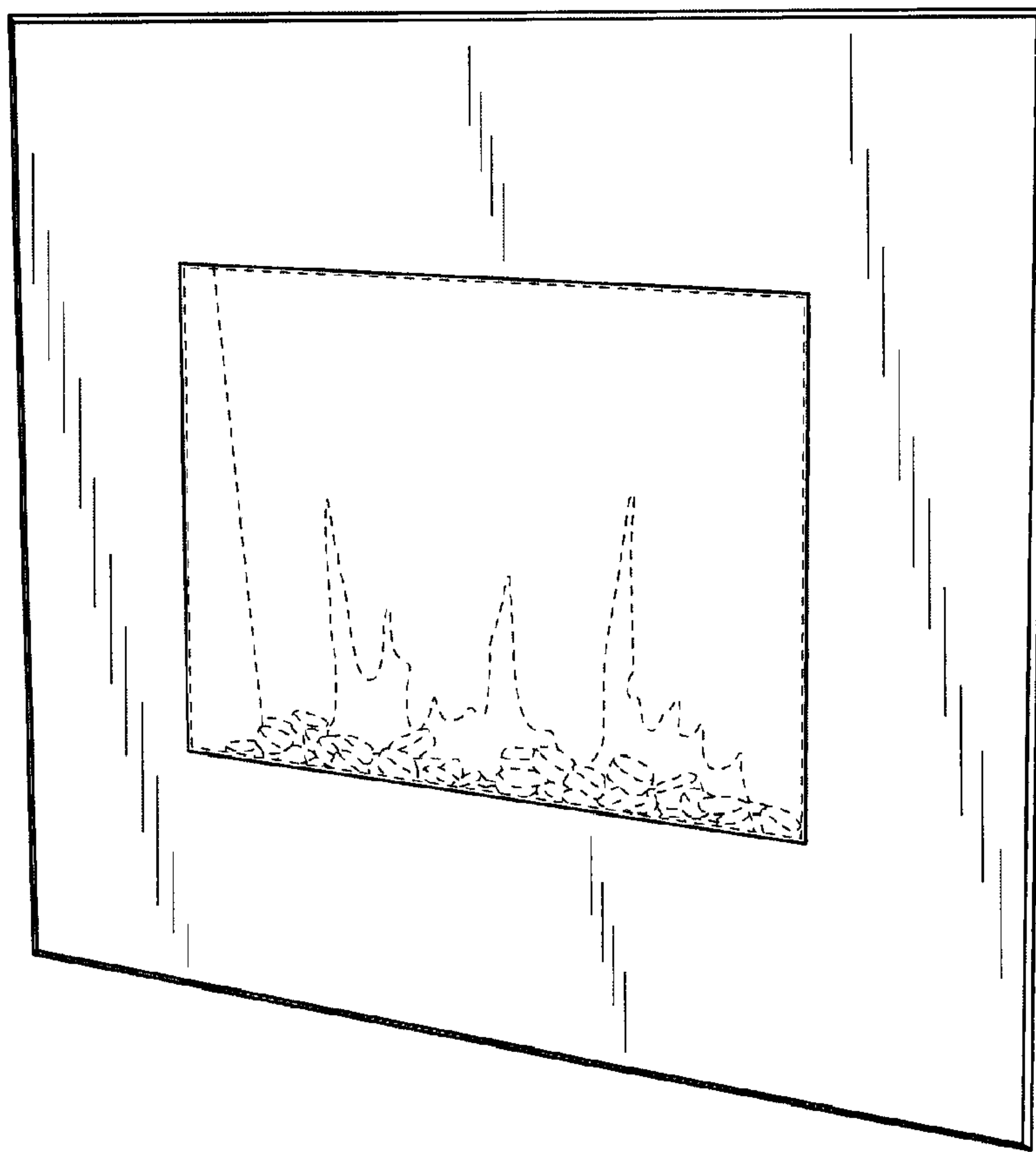


Fig. 1

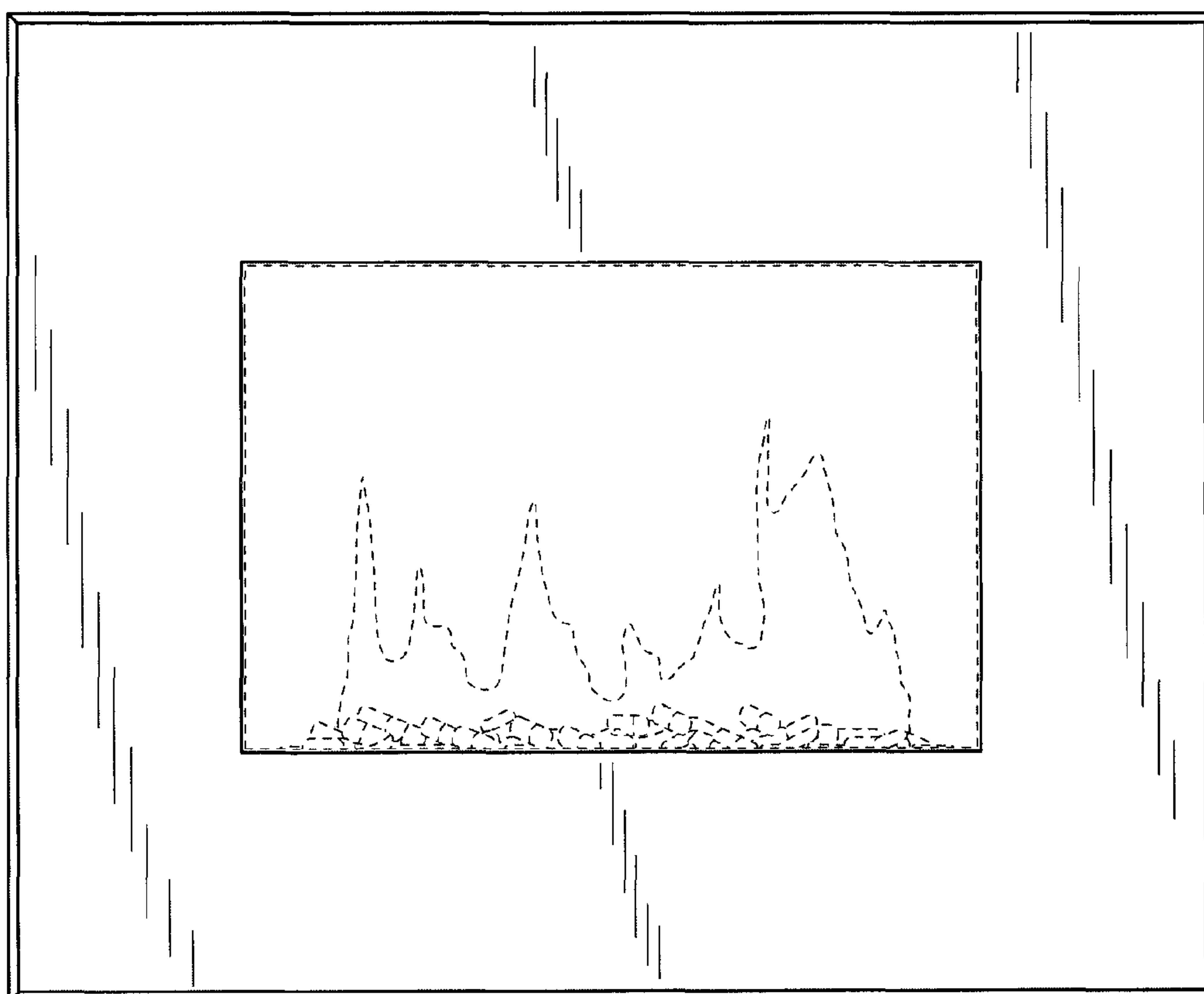


Fig. 2




Fig. 3



Fig. 4



Fig. 5

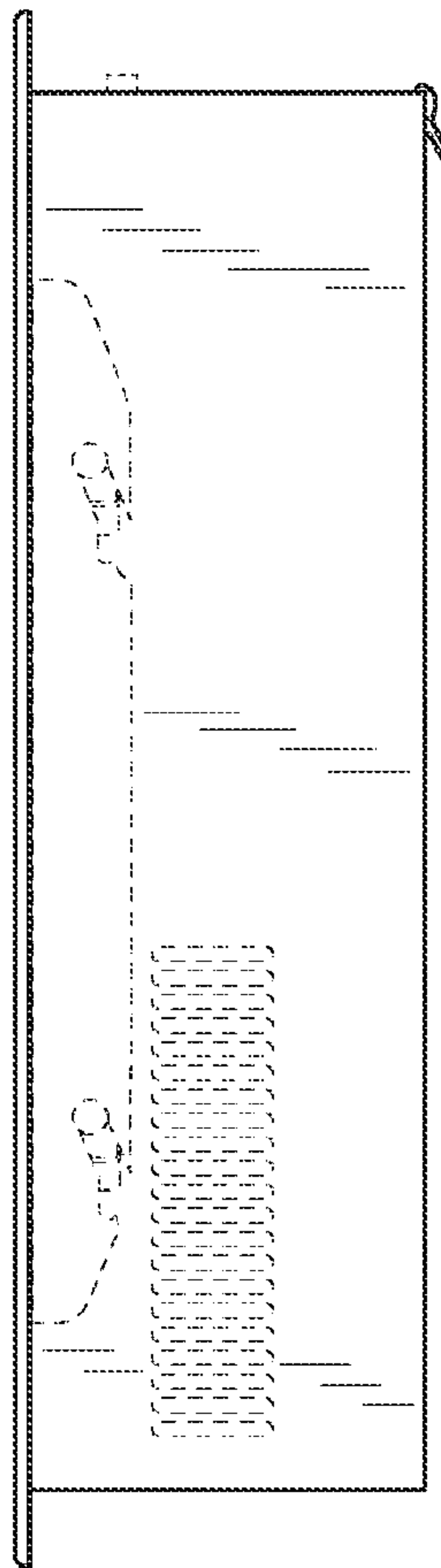


Fig. 6