

US00D665854S

(12) **United States Design Patent**  
**Brookins**

(10) **Patent No.:** **US D665,854 S**

(45) **Date of Patent:** **\*\* Aug. 21, 2012**

(54) **SLOT MACHINE CARD HOLDER**  
(75) Inventor: **Douglas E. Brookins**, Elmer, NJ (US)  
(73) Assignee: **EMBE Enterprises, Inc.**, Elmer, NJ (US)

6,009,048 A	12/1999	Raesz	
6,076,296 A	6/2000	Schaeffer	
D464,998 S	10/2002	Brookins	
D486,531 S	2/2004	Brookins	
D512,106 S	11/2005	Brookins	
D536,741 S	2/2007	Brookins	
D570,420 S	6/2008	Brookins	
D626,184 S	* 10/2010	Stambler	..... D21/370

(\*\*) Term: **14 Years**

\* cited by examiner

(21) Appl. No.: **29/395,087**

*Primary Examiner* — Sandra Morris

(22) Filed: **Nov. 21, 2011**

(74) *Attorney, Agent, or Firm* — Marvin C. Gaer

(51) **LOC (9) Cl.** ..... **21-03**

(57) **CLAIM**

(52) **U.S. Cl.** ..... **D21/370; D21/394**

The ornamental design for a slot machine card holder, as shown and described.

(58) **Field of Classification Search** ..... D3/211,  
D3/215, 234, 274; D11/81, 238; D21/369-370,  
D21/385, 392, 394, 396; 273/148 A, 150  
See application file for complete search history.

**DESCRIPTION**

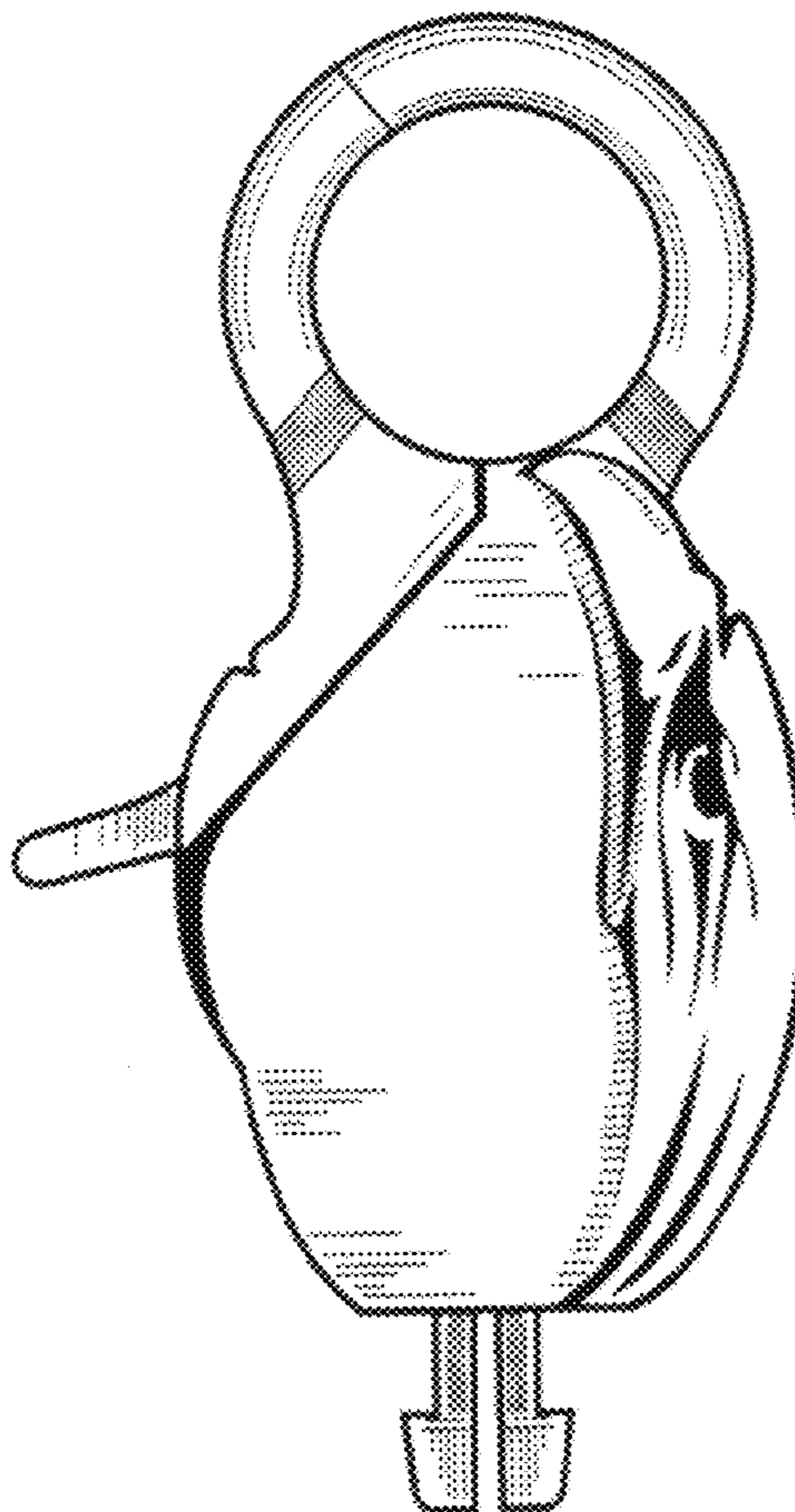
(56) **References Cited**

FIG. 1 is a front elevation view of the slot machine card holder showing my new design;  
FIG. 2 is a rear elevation view thereof;  
FIG. 3 is a left side elevation view thereof;  
FIG. 4 is a right side elevation view thereof;  
FIG. 5 is a top plan view thereof; and,  
FIG. 6 is a bottom end view thereof.

**U.S. PATENT DOCUMENTS**

D361,516 S	8/1995	Peersmann
D366,359 S	1/1996	Riedl
5,560,603 A	10/1996	Seelig et al.
5,590,880 A	1/1997	Flam

**1 Claim, 3 Drawing Sheets**



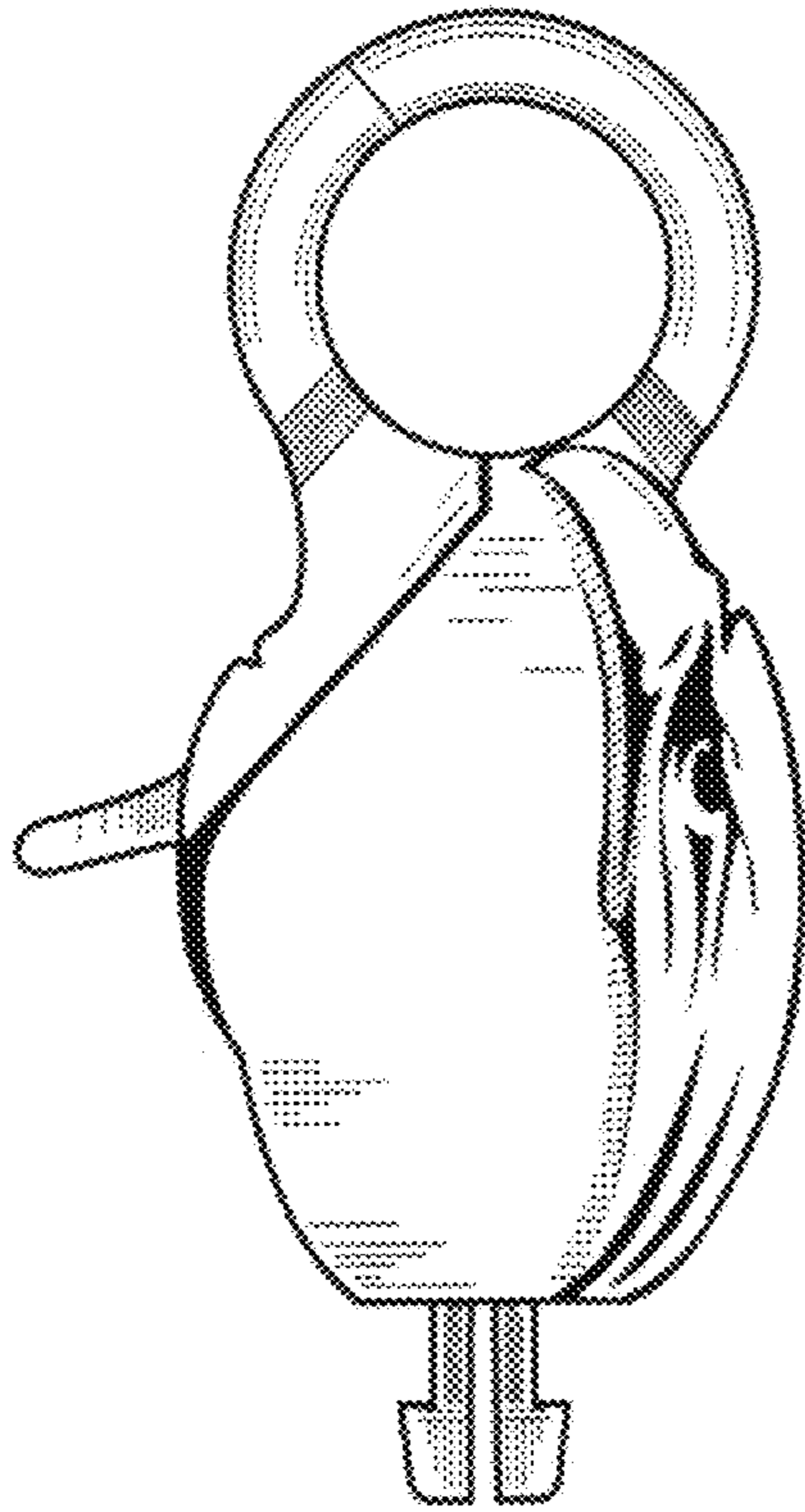


FIG. 1

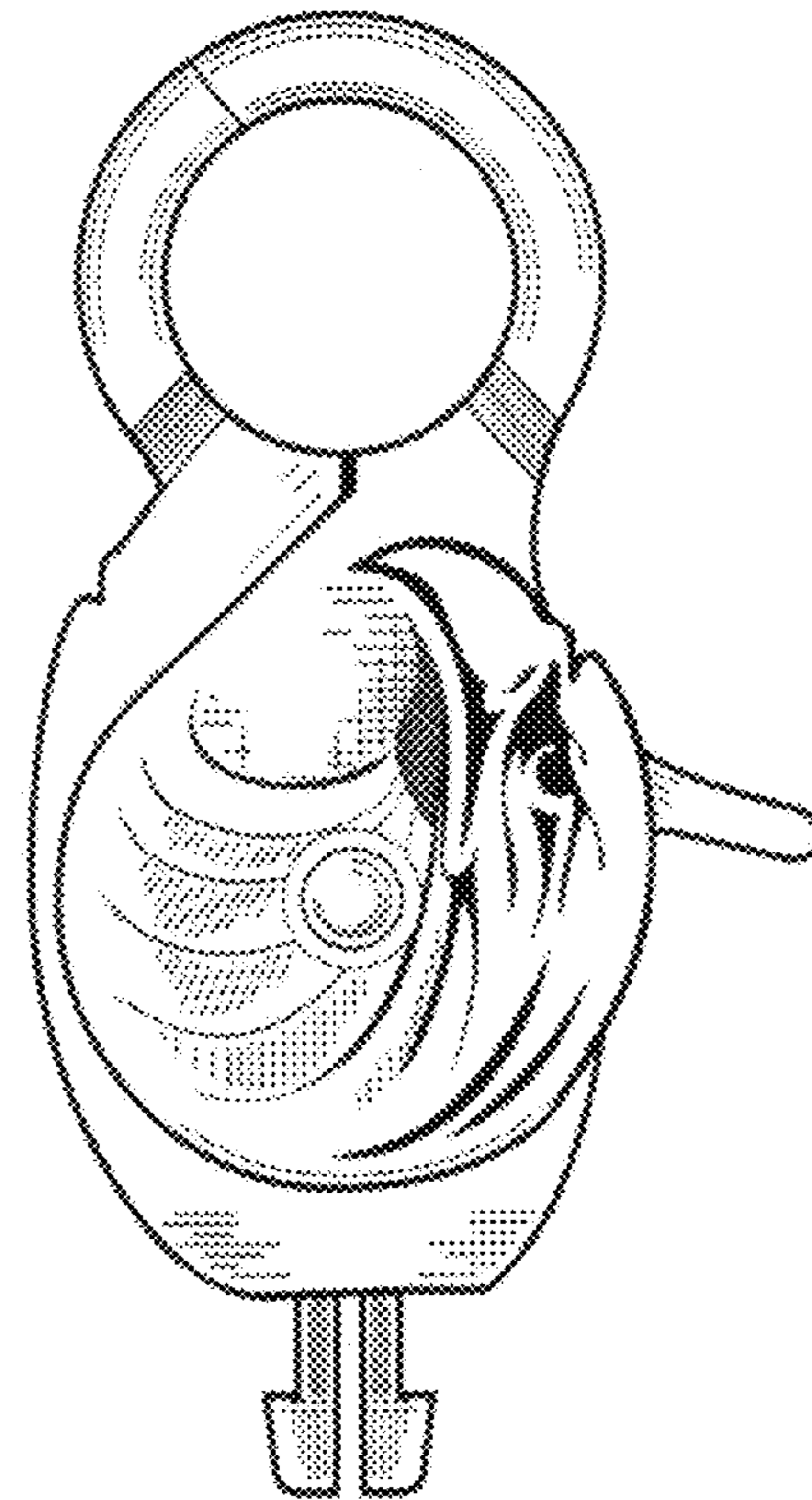


FIG. 2

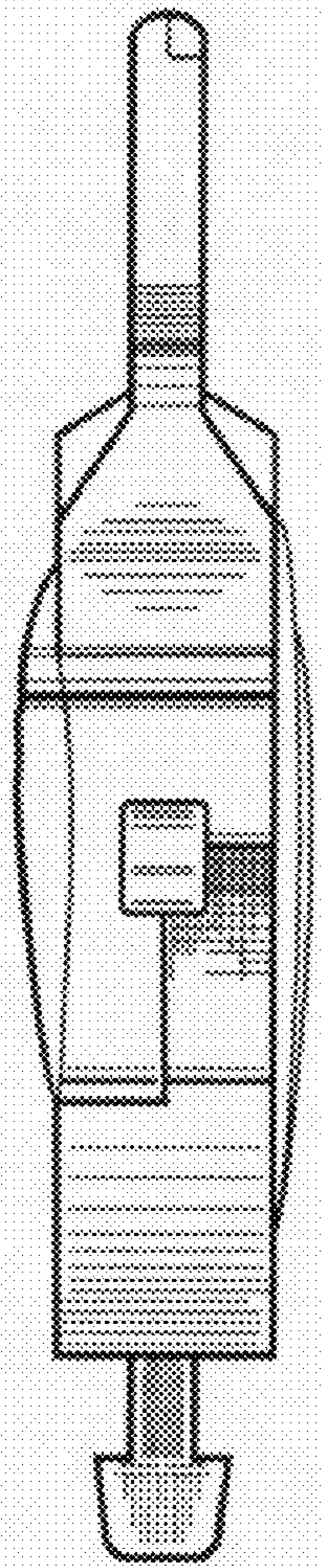


FIG. 3




FIG. 4

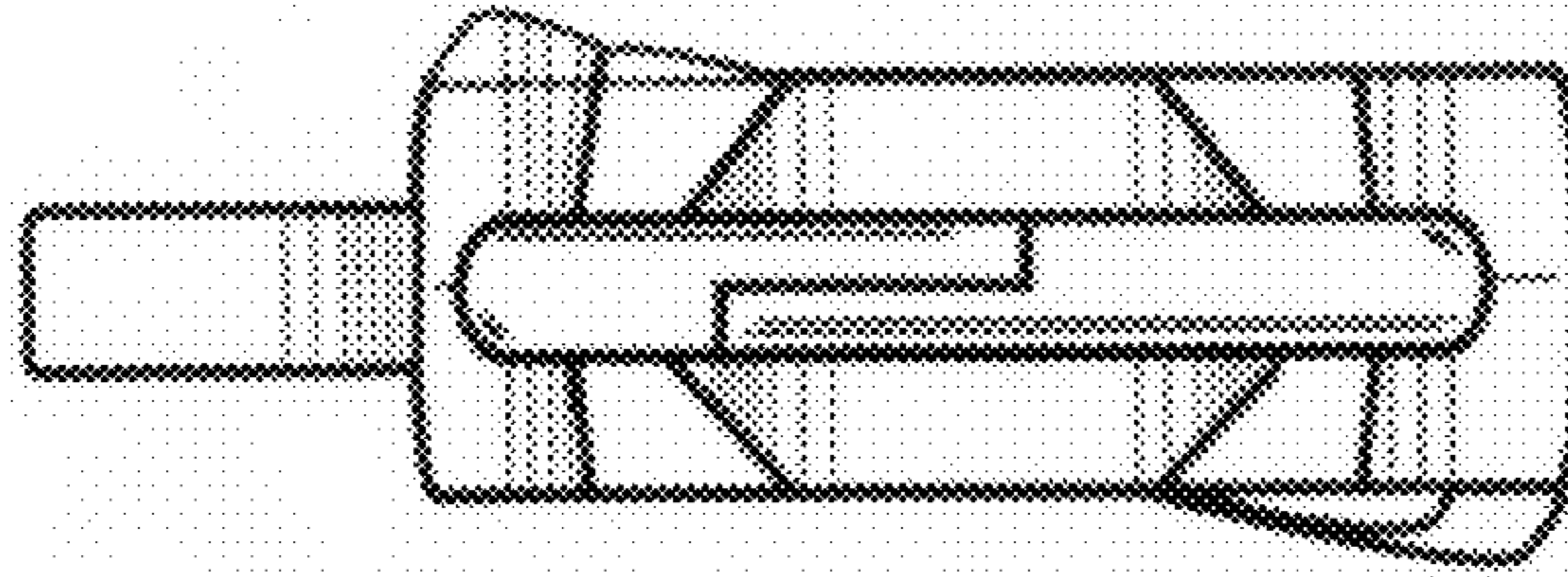


FIG. 5




FIG. 6