

US00D665848S

(12) **United States Design Patent**  
**Lee**

(10) **Patent No.:** **US D665,848 S**

(45) **Date of Patent:** **\*\* Aug. 21, 2012**

(54) **SUPPLY BASKET**

(75) Inventor: **Jungkun Lee**, Edison, NJ (US)

(73) Assignee: **Officemate International Corp.**,  
Edison, NJ (US)

(\*\*) Term: **14 Years**

(21) Appl. No.: **29/374,629**

(22) Filed: **Sep. 13, 2011**

(51) **LOC (9) Cl.** ..... **19-02**

(52) **U.S. Cl.** ..... **D19/92**

(58) **Field of Classification Search** ..... D3/304,  
D3/310, 313, 314, 315; D6/475, 510; D7/554.3;  
D19/75, 77-92, 99, 100; 206/215, 449, 558;  
211/126.1

See application file for complete search history.

(56) **References Cited**

**U.S. PATENT DOCUMENTS**

2,042,993	A *	6/1936	Hopes	126/381.1
D194,513	S *	2/1963	Sparling	D3/306
3,675,815	A *	7/1972	Rehrig	206/507
D242,052	S *	10/1976	Van Ness	D30/129
D300,488	S *	4/1989	Yoshikawa	D6/465
D303,444	S *	9/1989	Yoshikawa	D34/21
D307,348	S *	4/1990	Yoshikawa	D3/314
D319,473	S *	8/1991	Aaldenberg et al.	D19/92
D336,698	S *	6/1993	Conaway et al.	D3/307
D337,127	S *	7/1993	Aaldenberg	D19/92

D338,917	S *	8/1993	Aaldenberg	D19/92
D349,813	S *	8/1994	Schwartzkopf	D3/304
D372,583	S *	8/1996	Brightbill	D3/314
D479,273	S *	9/2003	Chang	D19/92
D493,256	S *	7/2004	Kim	D28/61
7,320,405	B2 *	1/2008	Stahl	206/509
D578,308	S *	10/2008	Simas	D3/314
7,464,817	B2 *	12/2008	Raghunathan et al.	206/506
D588,396	S *	3/2009	Millsap et al.	D7/354
D598,684	S *	8/2009	Stahl	D6/511
7,686,167	B1 *	3/2010	Stahl	206/507
D651,043	S *	12/2011	Sarnoff et al.	D7/409

\* cited by examiner

*Primary Examiner* — Elizabeth Albert

(74) *Attorney, Agent, or Firm* — Daniel Kirshner

(57) **CLAIM**

The ornamental design for a supply basket, as shown and described.

**DESCRIPTION**

FIG. 1 is a front perspective view of an supply basket showing the new design;

FIG. 2 is a rear perspective view thereof;

FIG. 3 is a front view thereof;

FIG. 4 is a rear view thereof;

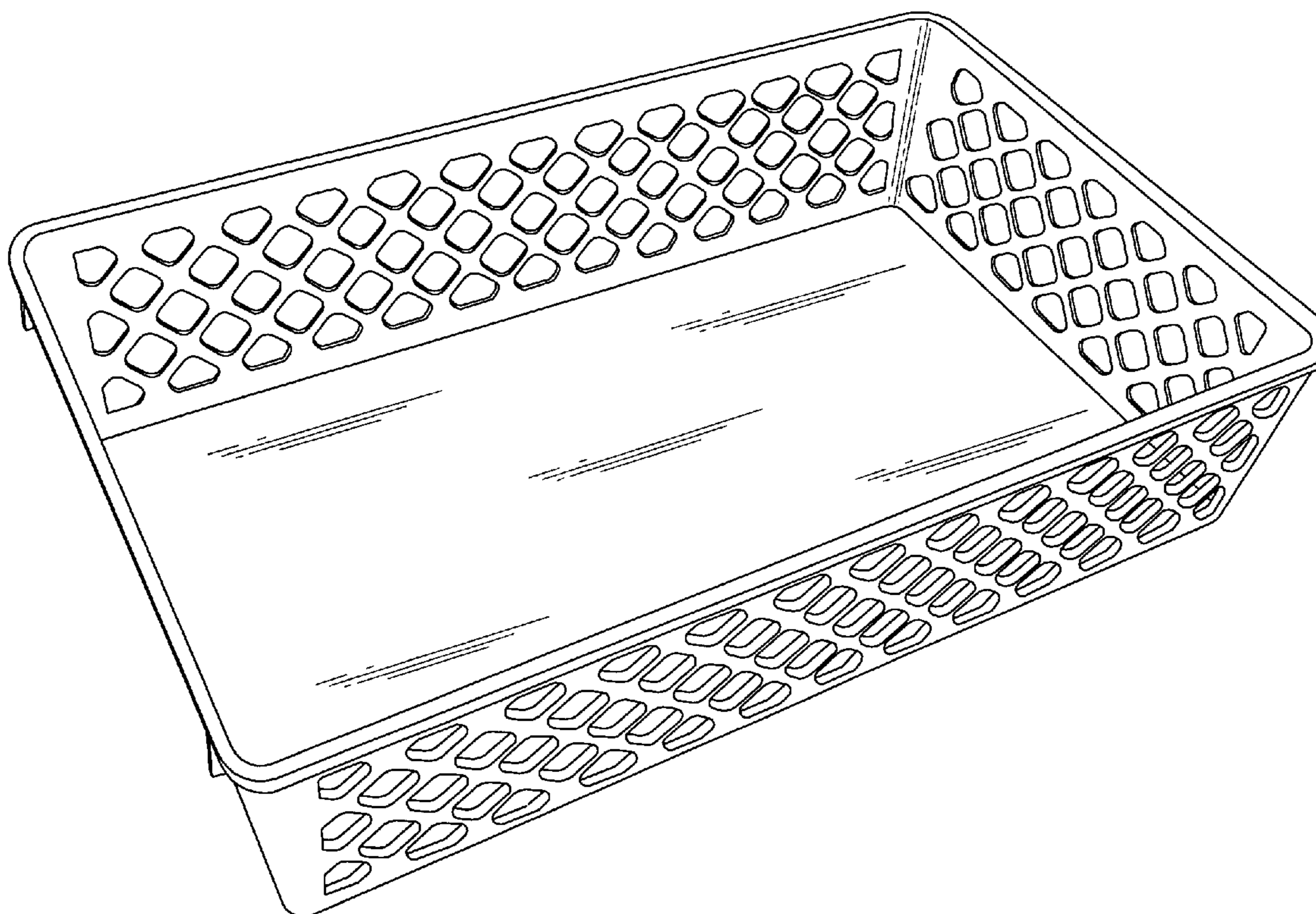
FIG. 5 is a right side thereof;

FIG. 6 is a left side thereof;

FIG. 7 is a top view thereof; and,

FIG. 8 is a bottom view thereof.

**1 Claim, 8 Drawing Sheets**



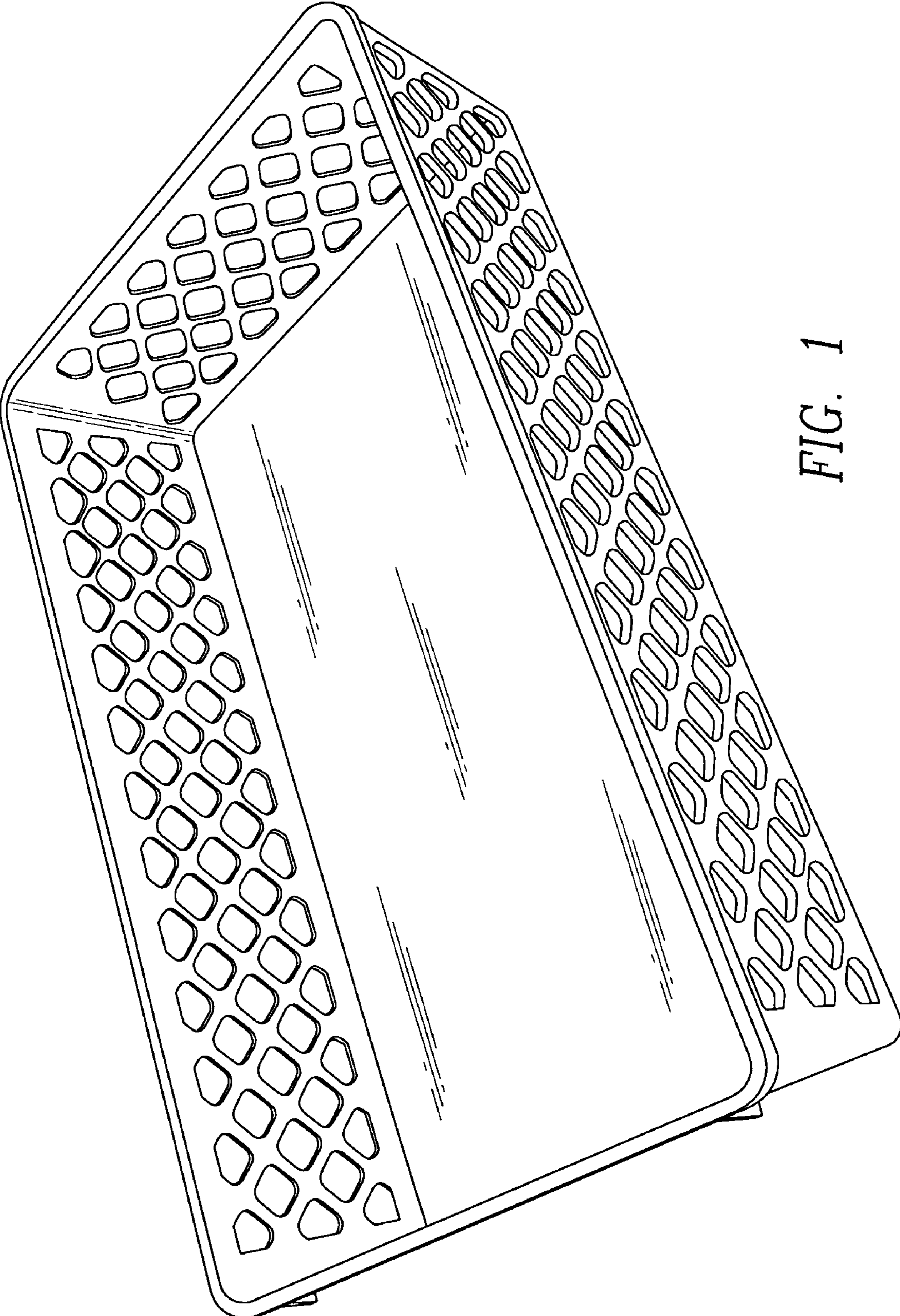


FIG. 1

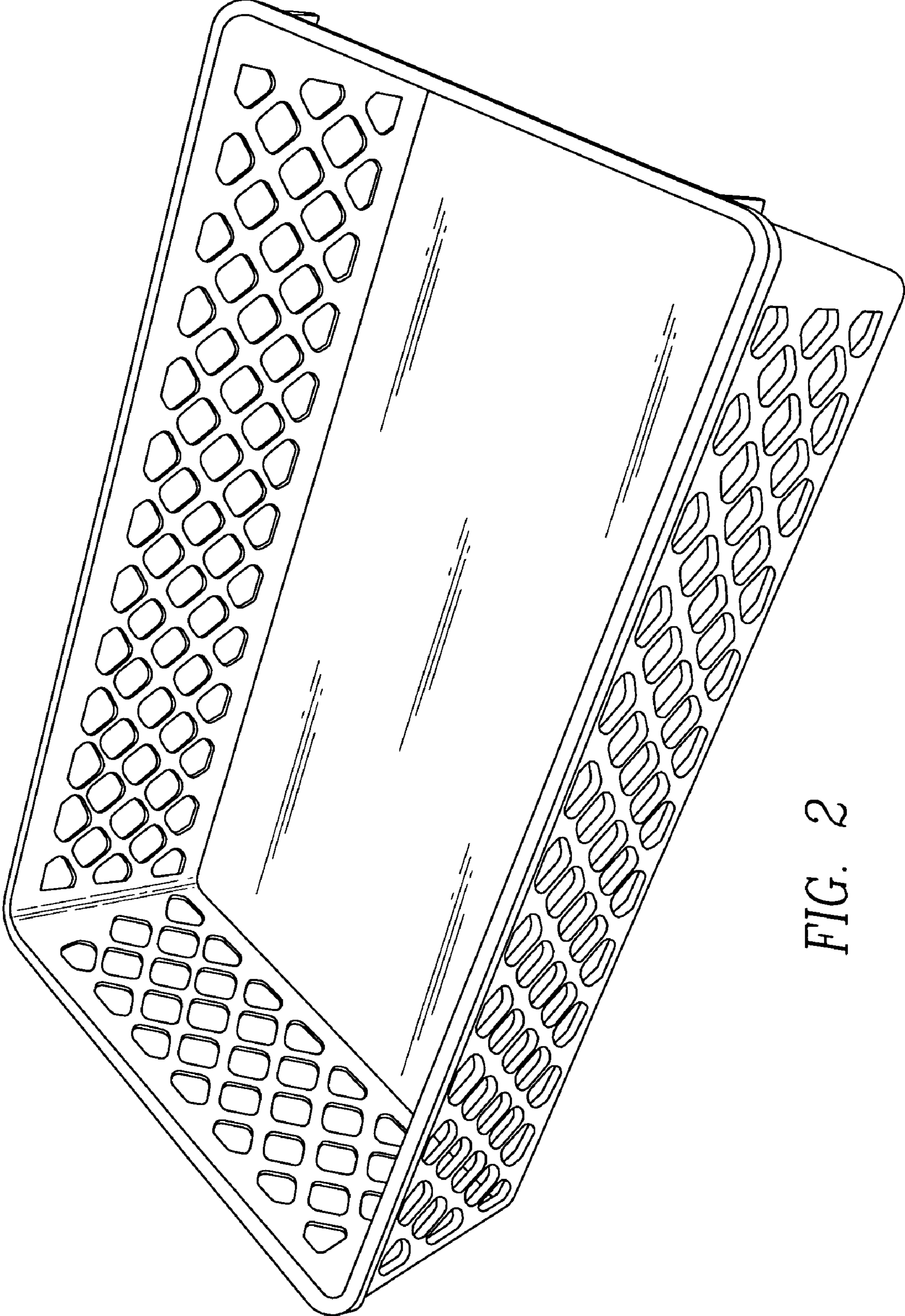


FIG. 2




FIG. 3




FIG. 4




FIG. 5




FIG. 6

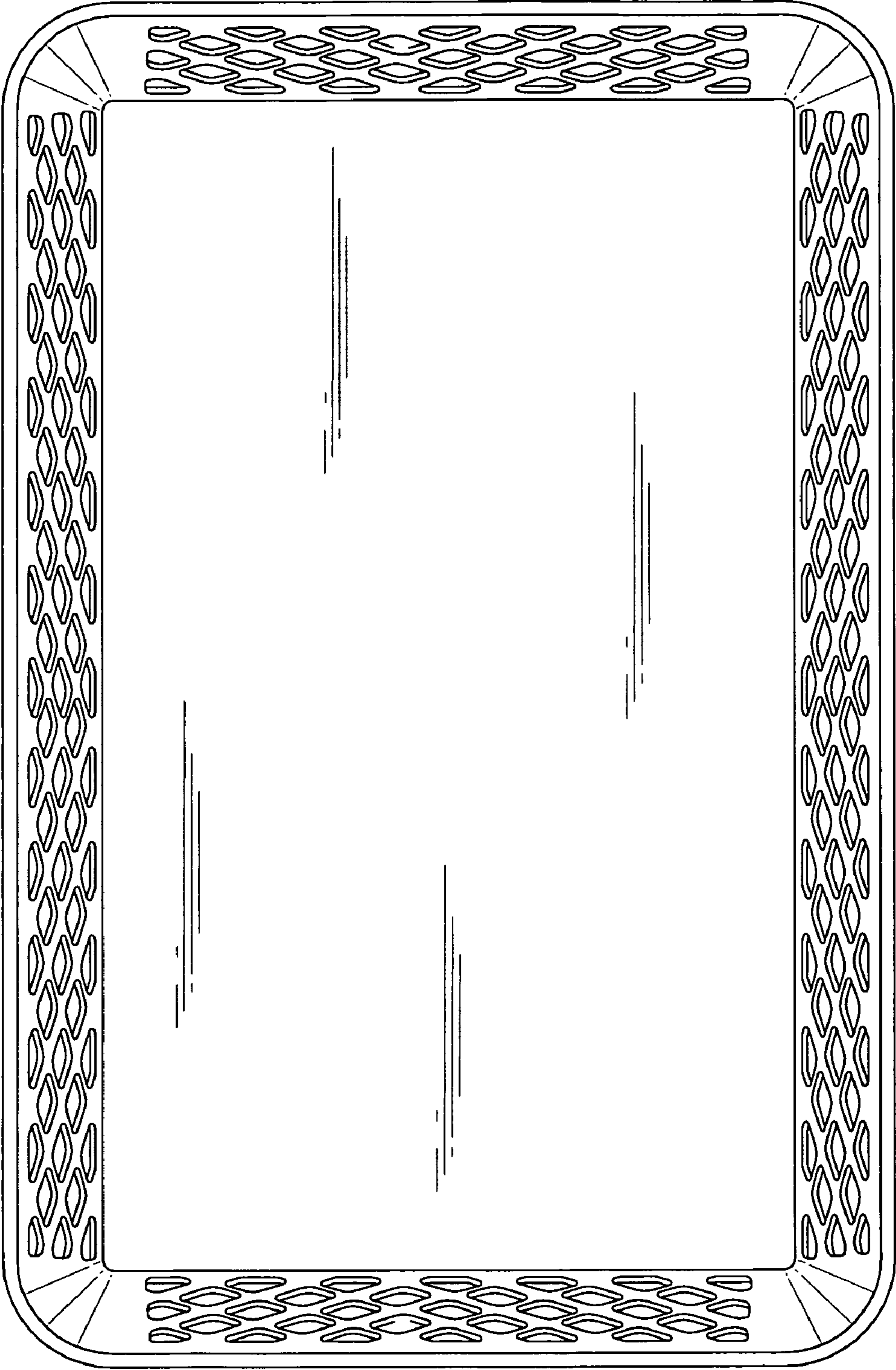


FIG. 7



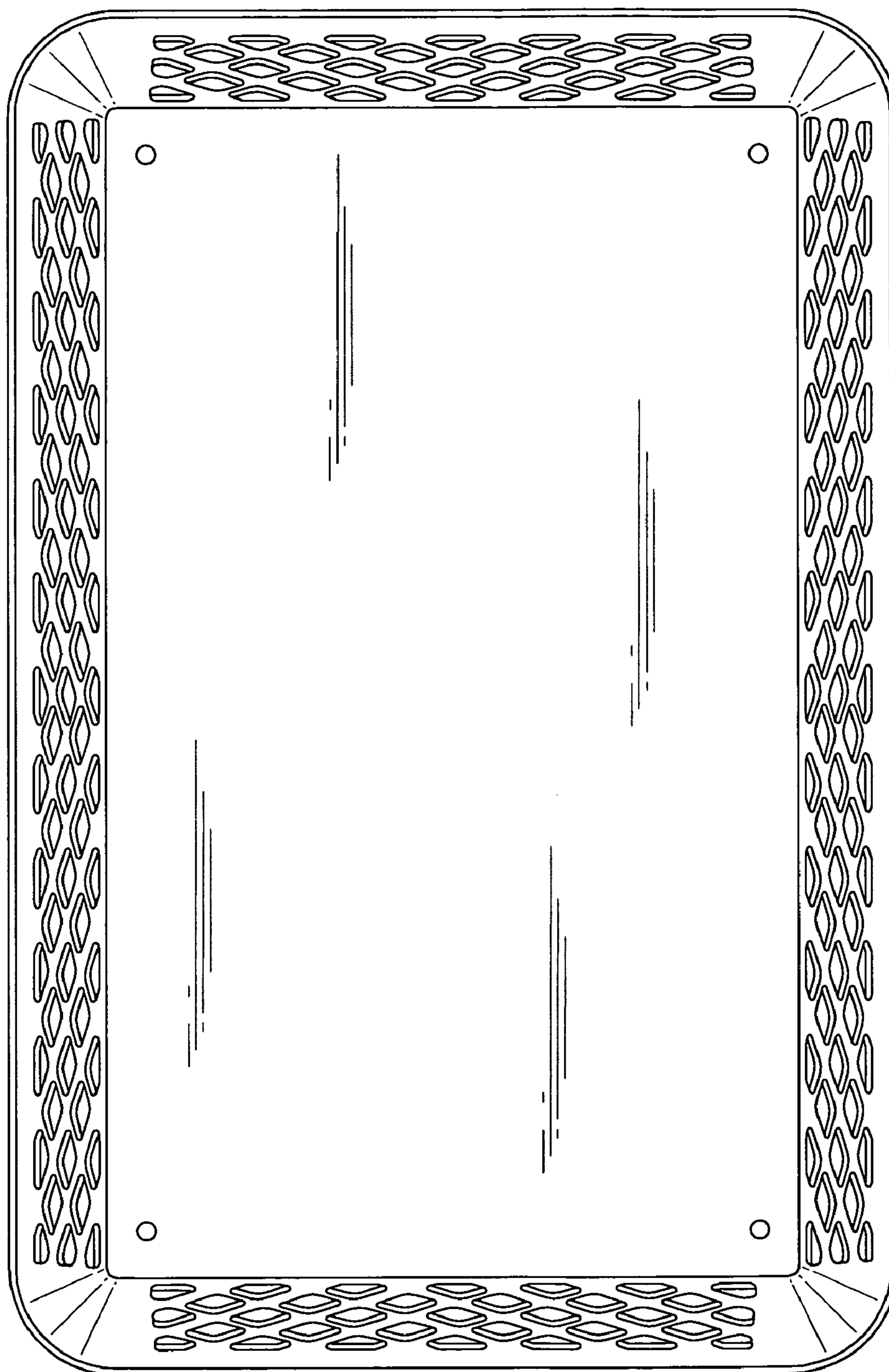


FIG. 8