



US00D665830S

(12) **United States Design Patent**
Wilson et al.

(10) **Patent No.:** **US D665,830 S**

(45) **Date of Patent:** **** Aug. 21, 2012**

(54) **MULTIPLE SPINNER CAROUSEL FOR DRESSING A GRINDING WHEEL**

(75) Inventors: **Murray David Wilson**, Harrow (CA);
Steven David Wilson, Harrow (CA);
Omer Leon Hageniers, Windsor (CA)

(73) Assignee: **1339513 Ontario Ltd.**, Ontario (CA)

(**) Term: **14 Years**

(21) Appl. No.: **29/388,322**

(22) Filed: **Mar. 28, 2011**

(51) **LOC (9) Cl.** **15-09**

(52) **U.S. Cl.** **D15/126**

(58) **Field of Classification Search** D15/126,
D15/138; 451/5, 7, 53, 178, 541
See application file for complete search history.

(56) **References Cited**

U.S. PATENT DOCUMENTS

60,431 A	12/1866	Scott et al.
83,339 A	10/1868	Thurston
750,696 A	1/1904	Price
1,100,976 A	6/1914	Hille
1,181,831 A	5/1916	Browne
1,786,553 A	12/1930	Thorngren
2,055,665 A	9/1936	Moon
2,181,923 A	12/1939	Smolarek
2,229,374 A	1/1941	Devau

(Continued)

FOREIGN PATENT DOCUMENTS

CA 1179696 A1 12/1984

(Continued)

OTHER PUBLICATIONS

Office Action dated Oct. 6, 2010 for U.S. Appl. No. 12/114,191, filed May 2, 2008, entitled "Ice Skate Blade Sharpening Machine" to Wilson et al., 20 pages.

Office Action dated Nov. 9, 2010 for U.S. Appl. No. 12/114,191, filed May 2, 2008, entitled "Ice Skate Blade Sharpening Machine" to Wilson et al., 9 pages.

(Continued)

Primary Examiner — Patricia Palasik

(74) *Attorney, Agent, or Firm* — Harness, Dickey & Pierce, P.L.C.

(57) **CLAIM**

The ornamental design for a multiple spinner carousel for dressing a grinding wheel, as shown and described.

DESCRIPTION

FIG. 1 is a perspective view of a multiple, spinner carousel for dressing a grinding wheel in accordance with the present teachings.

FIG. 2 is an opposite perspective view of FIG. 1.

FIG. 3 is a top view of the multiple, spinner carousel for dressing a grinding wheel of FIG. 1.

FIG. 4 is a bottom view of the multiple, spinner carousel for dressing a grinding wheel of FIG. 1.

FIG. 5 is a front view of the multiple, spinner carousel for dressing a grinding wheel of FIG. 1.

FIG. 6 is a rear view of the multiple, spinner carousel for dressing a grinding wheel of FIG. 1.

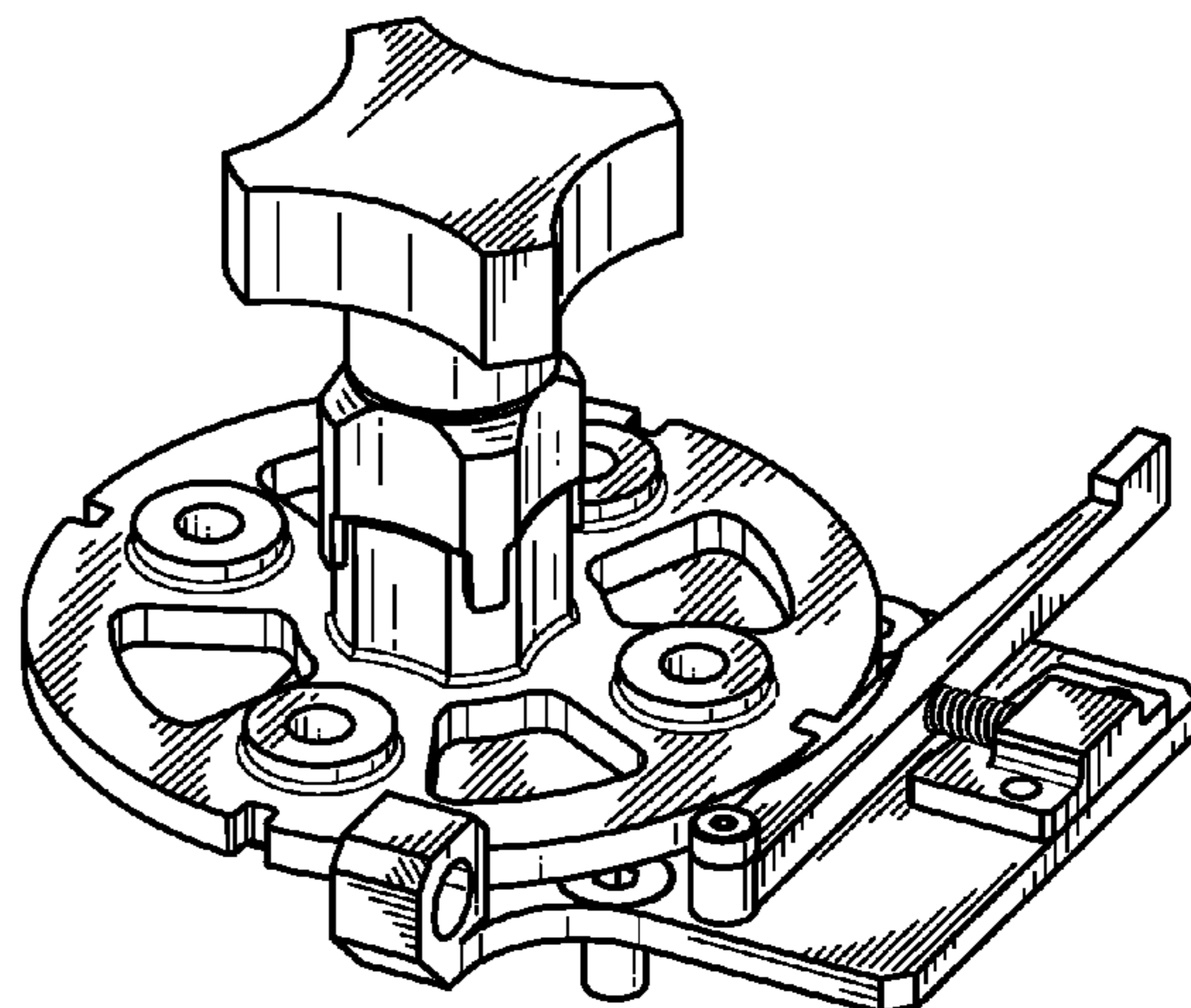
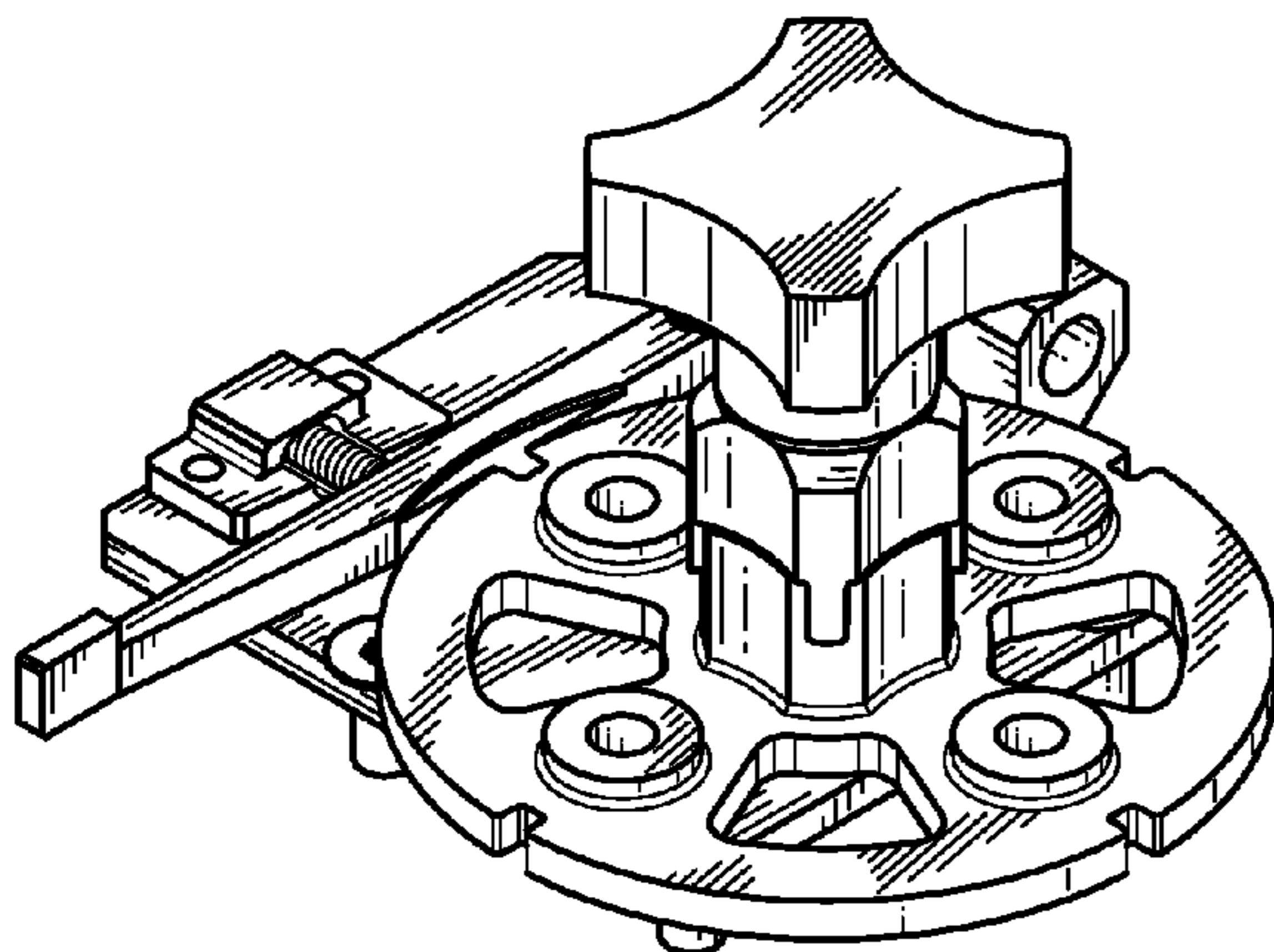
FIG. 7 is a side view of the multiple, spinner carousel for dressing a grinding wheel of FIG. 1.

FIG. 8 is an opposite view of FIG. 7; and,

FIG. 9 is a perspective view of the multiple, spinner carousel for dressing a grinding wheel of FIG. 1 attached to a grinding machine adjacent a grinding wheel shown in broken lines forming no part of the claimed design in accordance with the present teachings.

The broken line showing of portions of a multiple spinner carousel for dressing a grinding wheel is included for the purpose of illustrating environmental structure and forms no part of the claimed design.

1 Claim, 5 Drawing Sheets



US D665,830 S

U.S. PATENT DOCUMENTS

2,486,850	A	11/1949	Ives	
2,904,342	A	9/1959	Jones et al.	
3,271,906	A	9/1966	Esopi	
3,517,659	A	6/1970	Kane et al.	
3,735,533	A	5/1973	Salberg	
3,827,185	A	8/1974	Smith	
4,055,026	A	10/1977	Zwicker	
4,094,101	A	6/1978	Robinson	
4,114,913	A	9/1978	Newell et al.	
4,235,050	A	11/1980	Hannaford et al.	
4,271,635	A	6/1981	Szalay	
4,294,043	A	10/1981	Sakcriska	
D264,984	S	6/1982	Olivieri	
4,392,658	A	7/1983	Redmond et al.	
4,411,250	A	10/1983	Lach	
4,534,134	A	8/1985	Consay et al.	
4,535,571	A	8/1985	Smith	
4,615,144	A	10/1986	Peacock et al.	
4,722,152	A	2/1988	Ek et al.	
4,756,125	A	7/1988	Kadnar	
4,805,586	A	2/1989	Borse	
4,907,813	A	3/1990	Hall	
5,009,039	A	4/1991	Lager et al.	
5,287,657	A	2/1994	Tschida et al.	
5,354,078	A	10/1994	Belleisle	
5,431,597	A	7/1995	Anderson	
5,445,050	A	8/1995	Owens	
5,499,556	A	3/1996	Exner et al.	
5,547,416	A	8/1996	Timms	
D373,399	S	9/1996	Both	
5,570,893	A	11/1996	Swande	
5,591,069	A	1/1997	Wurthman	
5,704,829	A	1/1998	Long	
5,725,419	A	3/1998	Osthoff et al.	
5,826,890	A	10/1998	Swande	
6,030,283	A	2/2000	Anderson	
6,113,474	A	9/2000	Shih et al.	
6,116,989	A	9/2000	Balastik	
6,203,028	B1	3/2001	Kress	
6,286,498	B1	9/2001	Sung	
6,308,700	B1	10/2001	Lierse	
6,368,198	B1	4/2002	Sung et al.	
6,422,934	B1	7/2002	Blach et al.	
6,443,819	B2	9/2002	Sakcriska	
6,467,778	B1	10/2002	Goldsmith et al.	
6,481,113	B1	11/2002	Brenner et al.	
6,619,674	B2	9/2003	Baldwin	
6,695,322	B2	2/2004	Goldsmith et al.	
D500,112	S	12/2004	Brumpton	
6,830,251	B2	12/2004	Titzmann	
6,953,390	B2	10/2005	Sakurai et al.	
D514,643	S	2/2006	Henderson	
7,073,810	B2	7/2006	Wilson	
7,234,709	B2	6/2007	Lambert	
D555,180	S *	11/2007	Amamoto et al. D15/126
7,387,302	B2	6/2008	Goldsmith et al.	

7,559,828	B2	7/2009	Liao	
D603,432	S	11/2009	Wilson et al.	
7,648,146	B2	1/2010	Tatomir	
D626,978	S *	11/2010	Huh D15/126
D637,676	S	5/2011	Wilson et al.	
7,934,978	B2	5/2011	Wilson et al.	
2002/0014041	A1	2/2002	Baldoni et al.	
2003/0106270	A1	6/2003	Baldoni et al.	
2004/0157537	A1	8/2004	Tatum et al.	
2005/0276979	A1	12/2005	Slutz et al.	
2006/0040584	A1	2/2006	Ray et al.	
2006/0183411	A1 *	8/2006	Moon 451/182
2007/0001426	A1	1/2007	Wade	
2008/0051013	A1	2/2008	Burgess	
2009/0273149	A1	11/2009	Wilson et al.	

FOREIGN PATENT DOCUMENTS

CA	2173001	A1	2/1997
CA	2373449	A1	11/2000
WO	0067949	A1	11/2000

OTHER PUBLICATIONS

Office Action dated Nov. 26, 2010 for U.S. Appl. No. 12/402,838, filed Mar. 12, 2009, entitled "Ice Skate Blades" to Wilson et al., 20 pages.

Office Action dated Mar. 25, 2011 for U.S. Appl. No. 12/402,838, filed Mar. 12, 2009, entitled "Ice Skate Blades" to Wilson et al., 15 pages.

CA Office Action dated Jun. 8, 2011 for Canadian Application No. 2,630,749, filed May 6, 2008, entitled "Ice Skate Blade Sharpening Machine" to Hageniers et al., 3 pages.

CA Office Action dated Jun. 13, 2011 for Canadian Application No. 2,663,095, filed Apr. 16, 2009, entitled "Ice Skate Blades" to Wilson et al., 2 pages.

Submission of Prior Art Under Provisions of Section 34 for Canadian Application No. 2,630,749 dated Jul. 29, 2011, 141 pages including 6 Exhibits.

Printout purporting to be a portion of Abrasive Technology, Manufacturer of Diamond & CBN Tooling: Resin & Metal Bonded Product Line and including a copyright notice date of 2004 on the final page, 11 pages.

Printout purporting to be a webpage of Norton Abrasives from 2006 and bearing a date of Jul. 29, 2011, 1 page.

Printout purporting to be a portion of Norton Stock Catalog 2005-2006 Diamond Tools and bearing no date, 16 pages.

CA Office Action dated Dec. 13, 2011 for Canadian Application No. 2,630,749, filed May 6, 2008, entitled "Ice Skate Blade Sharpening Machine" to Hageniers et al., 3 pages.

Office Action dated Feb. 15, 2012 for U.S. Appl. No. 13/073,497, entitled "Ice Skate Blades and Sharpening Machines" to Wilson et al., 19 pages.

* cited by examiner

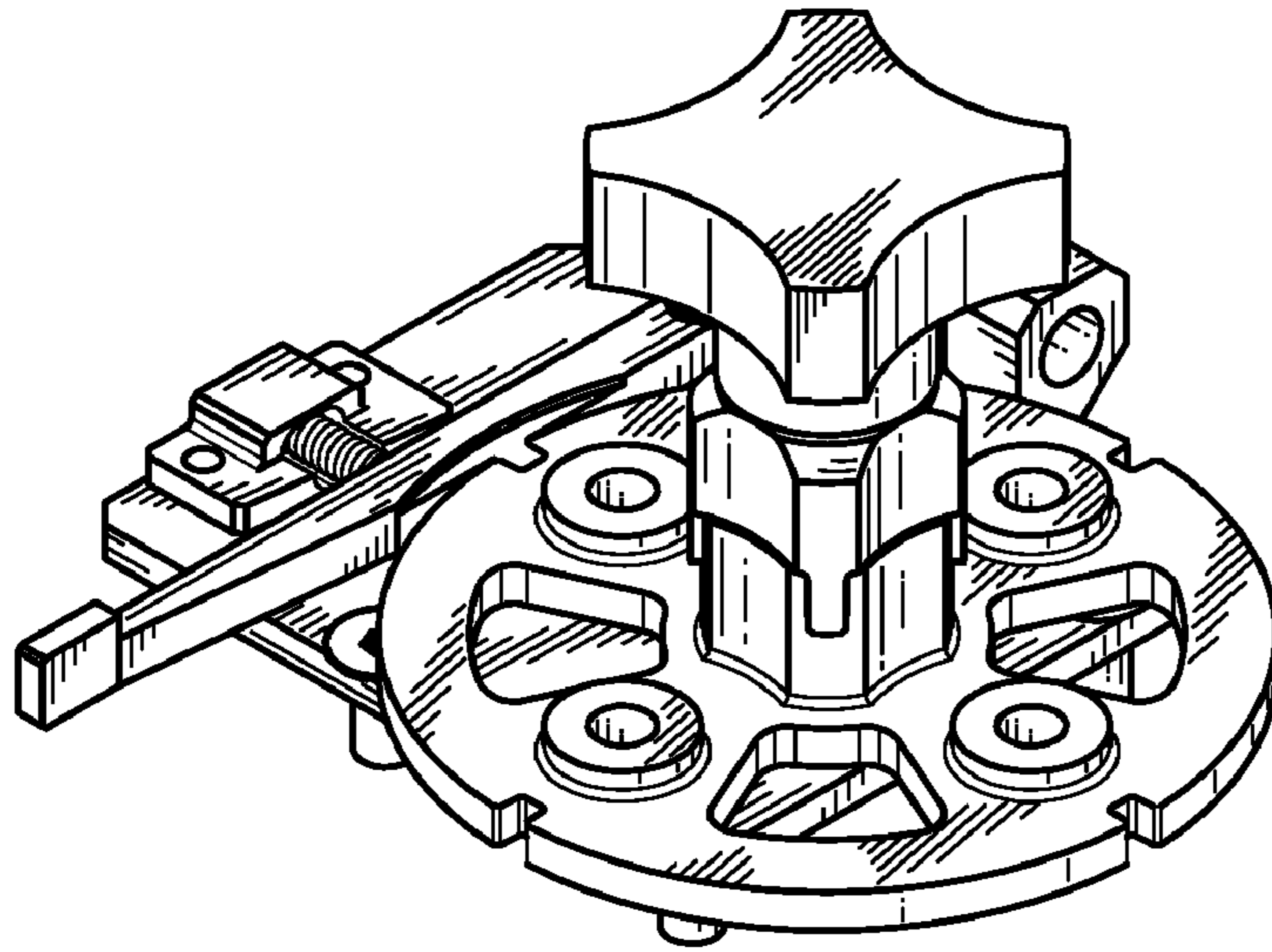


FIG. 1

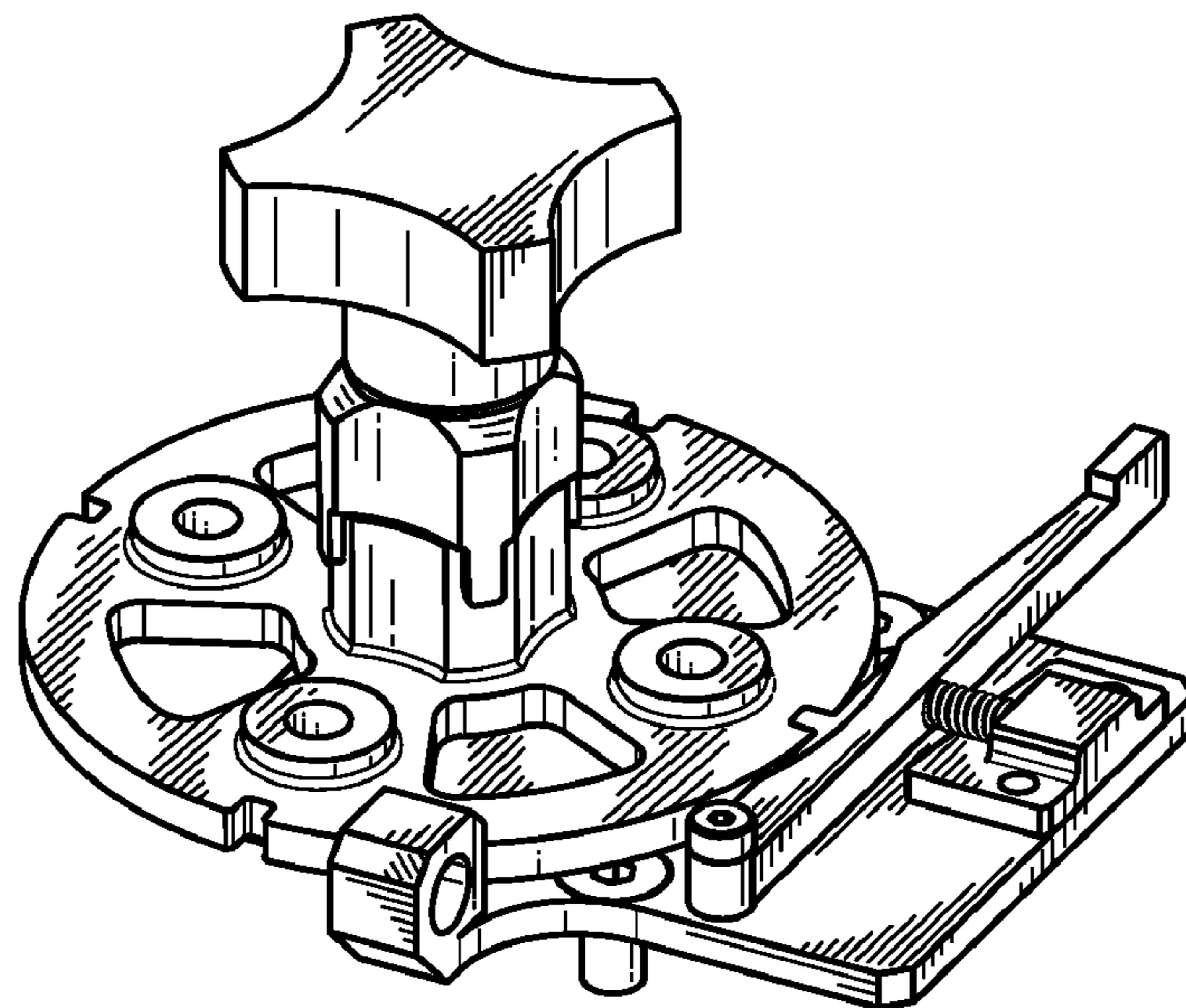


FIG. 2

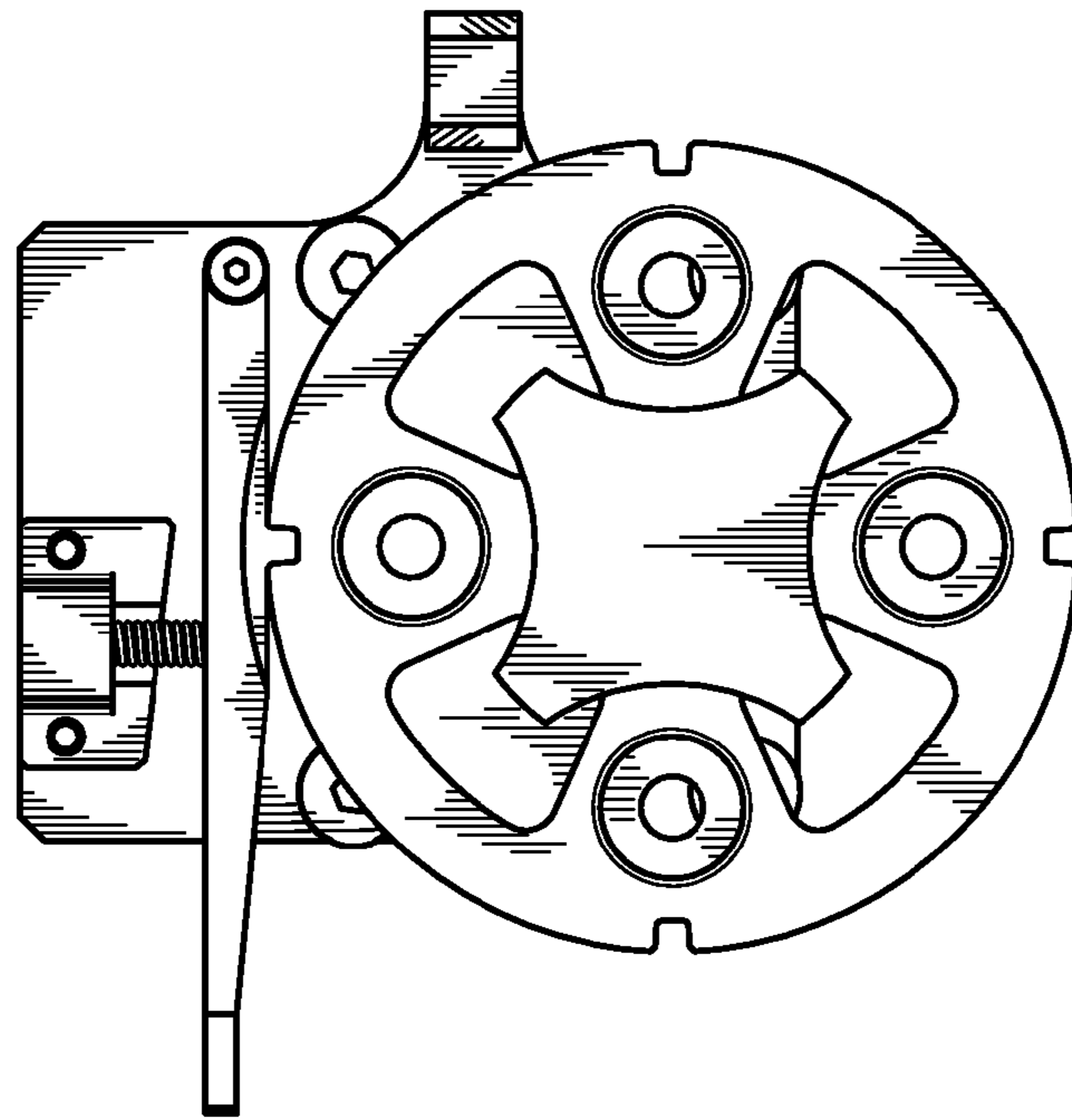


FIG. 3

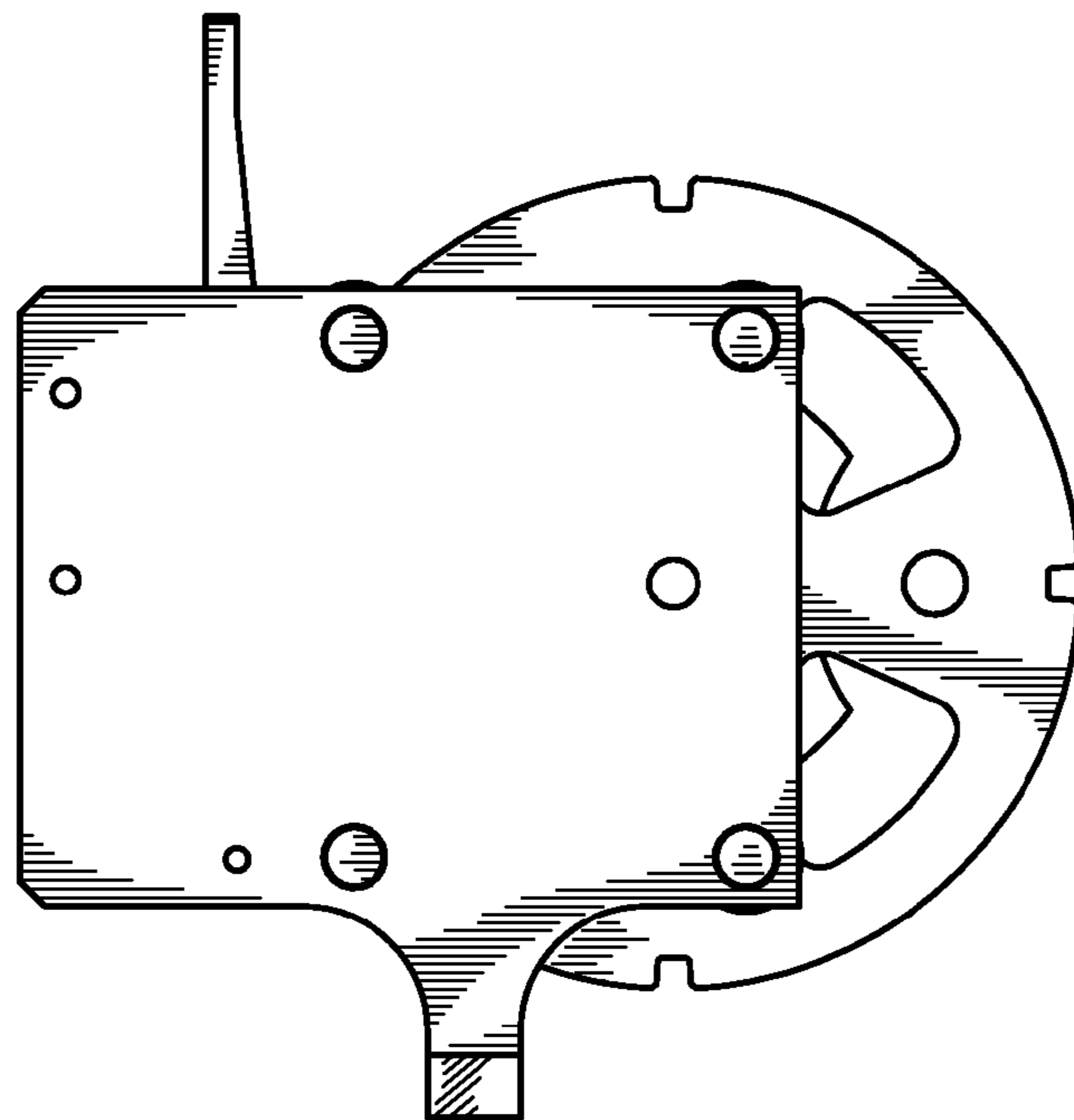


FIG. 4

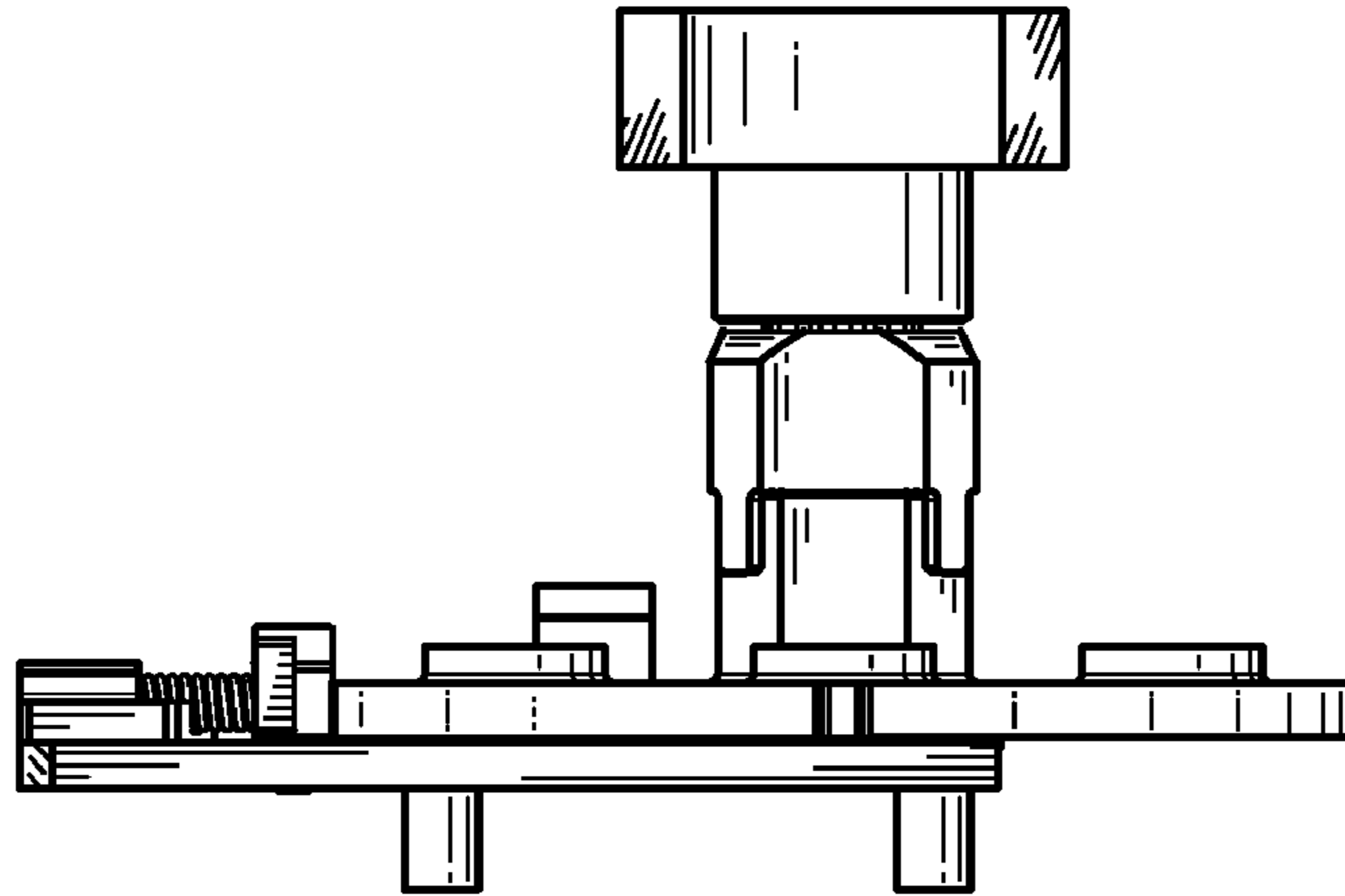


FIG. 5

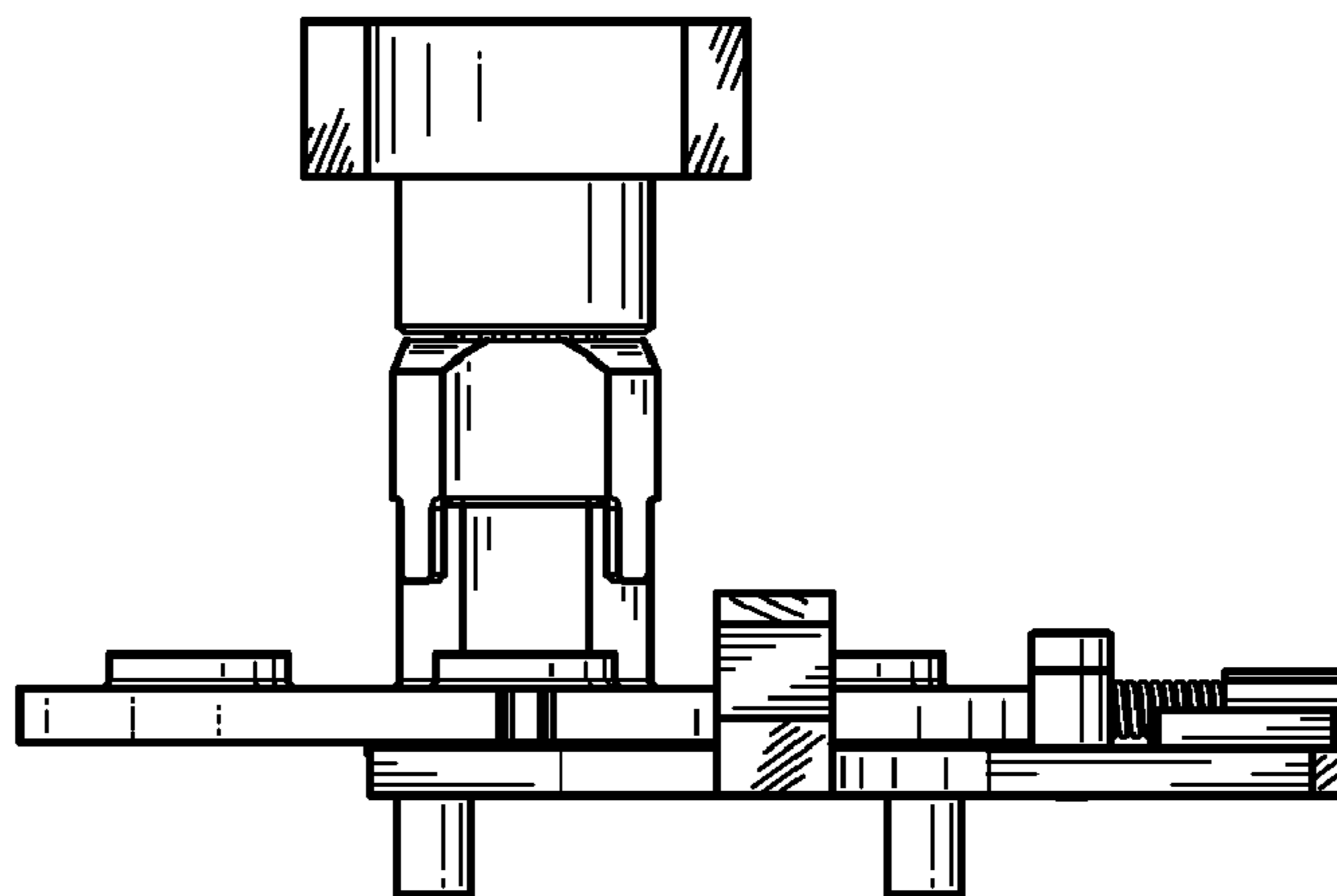


FIG. 6

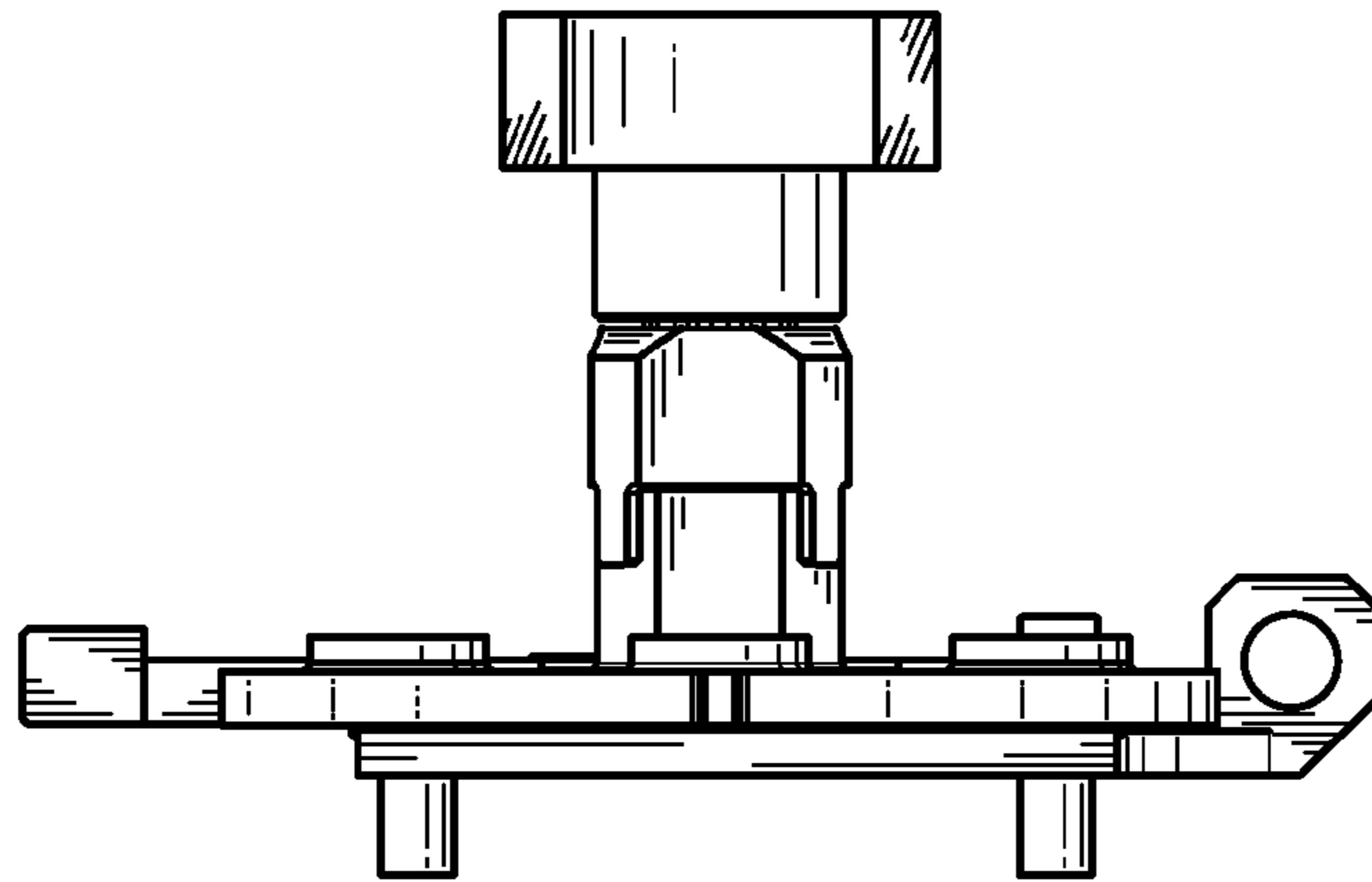


FIG. 7

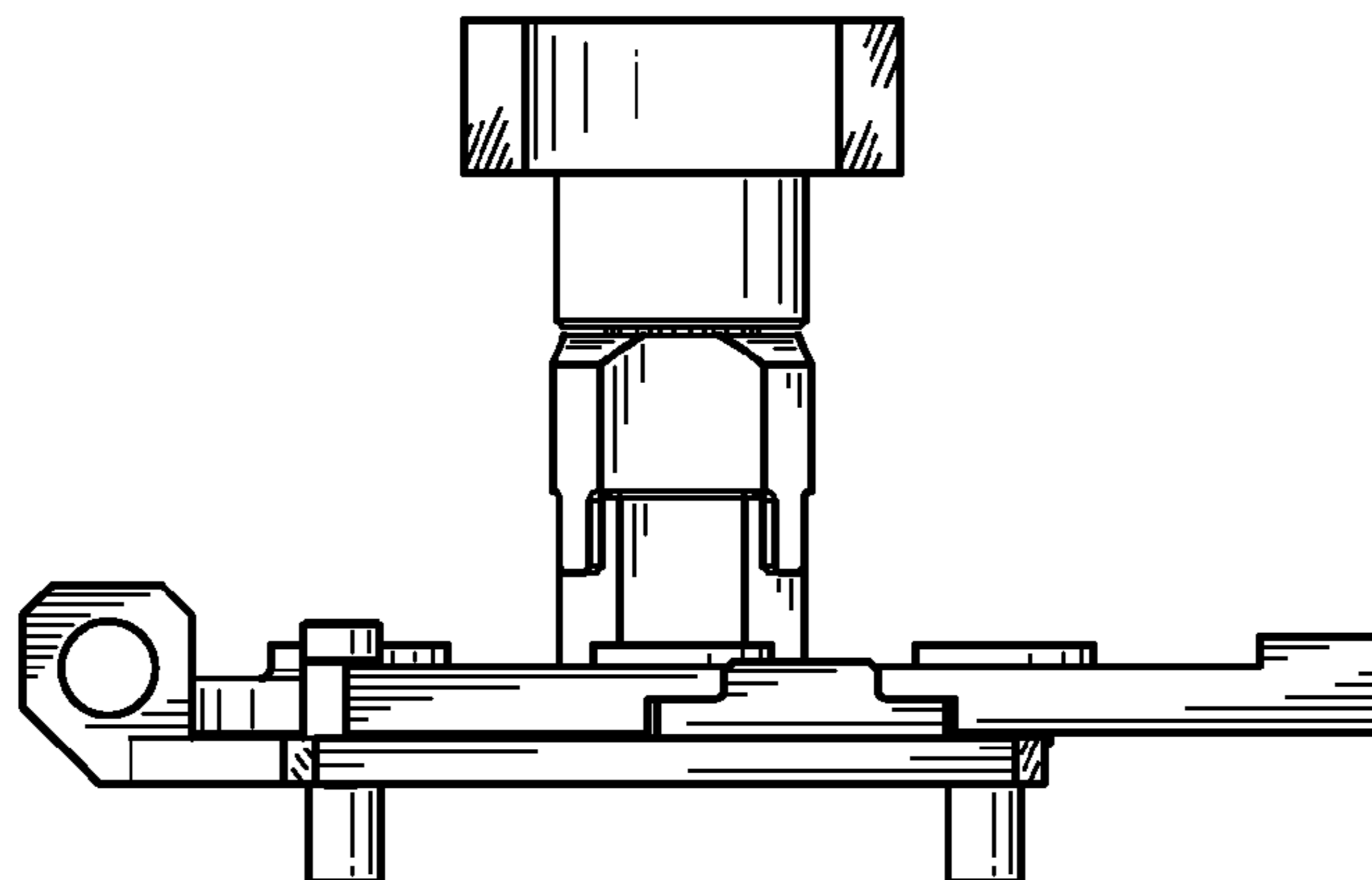


FIG. 8

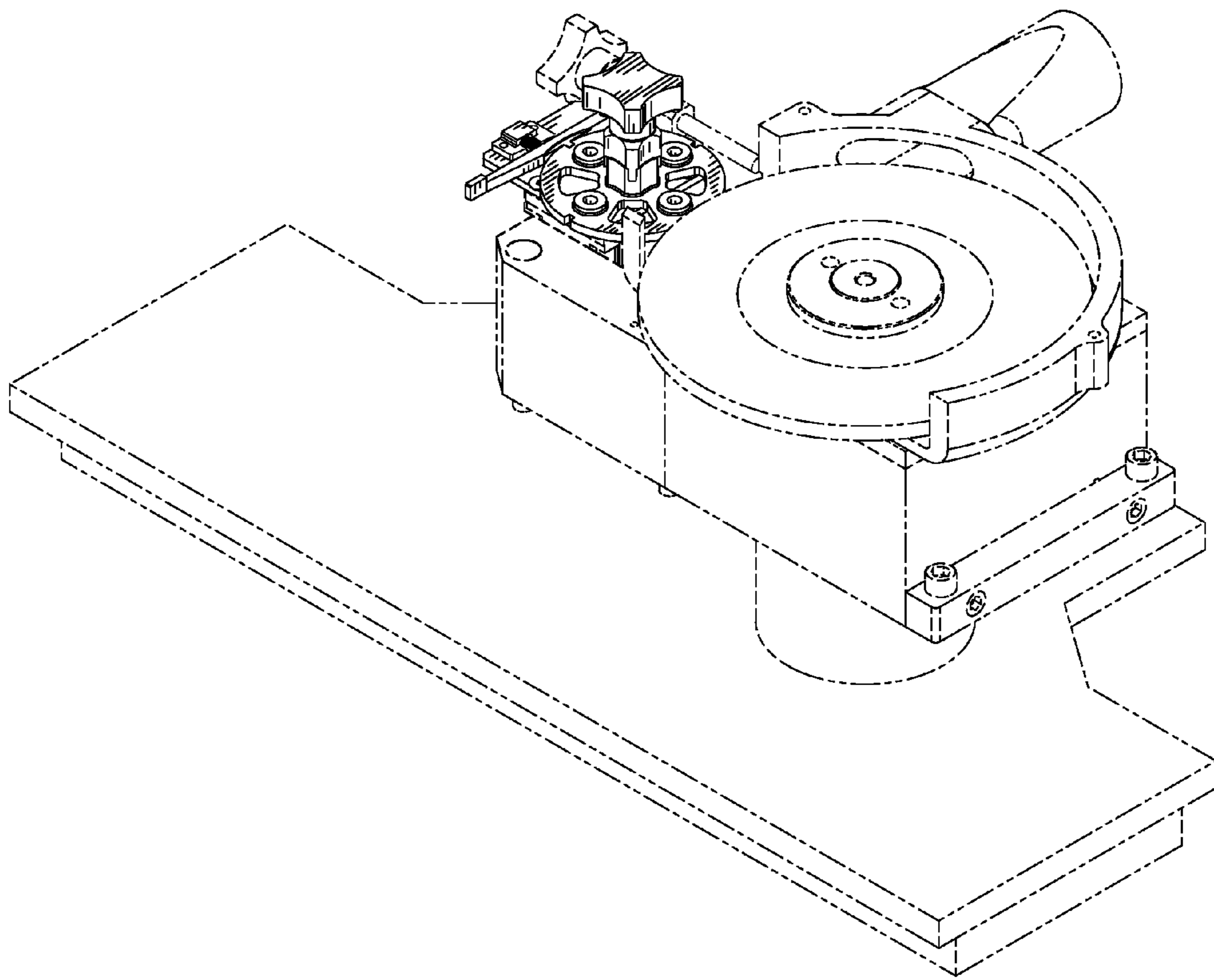


FIG. 9