



US00D665827S

(12) **United States Design Patent**  
**Wuesthoff et al.**

(10) **Patent No.:** **US D665,827 S**  
(45) **Date of Patent:** **\*\* Aug. 21, 2012**

(54) **REFRIGERATOR**

(75) Inventors: **Edward P. Wuesthoff**, Blythewood, SC (US); **Dongning Wang**, Qingdao (CN)

(73) Assignee: **Haier America Refrigerators Company, Ltd.**, Camden, SC (US)

(\*\*) Term: **14 Years**

(21) Appl. No.: **29/376,256**

(22) Filed: **Oct. 4, 2010**

**Related U.S. Application Data**

(63) Continuation of application No. 29/276,560, filed on Jan. 29, 2007, now abandoned, which is a continuation-in-part of application No. 29/247,538, filed on Jun. 26, 2006, now Pat. No. Des. 540,833.

(30) **Foreign Application Priority Data**

Dec. 26, 2005 (CN) ..... 200530163686

(51) **LOC (9) Cl.** ..... **15-07**

(52) **U.S. Cl.** ..... **D15/86**

(58) **Field of Classification Search** ..... D15/79-81,  
D15/85-88, 91; 312/236, 352, 400-408;  
62/3.1, 3.6, 3.63, 3.64, 45.1, 293, 331, 371,  
62/440, 467, 529, 531

See application file for complete search history.

(56) **References Cited**

**U.S. PATENT DOCUMENTS**

3,070,852 A \* 1/1963 Hilliker ..... 49/366  
(Continued)

**OTHER PUBLICATIONS**

File history of U.S. Appl. No. 29/247,491, filed on Jun. 22, 2006 and issued as U.S. Pat. No. D540,832 on Apr. 17, 2007.

(Continued)

*Primary Examiner* — Mitchell Siegel

(74) *Attorney, Agent, or Firm* — Nelson Mullins Riley & Scarborough LLP; R. Brian Drozd

(57) **CLAIM**

The ornamental design for a refrigerator, substantially as shown and described.

**DESCRIPTION**

FIG. 1 is a front isometric view of the design of the present invention in accordance with an embodiment of the present invention;

FIG. 2 is a front elevation view of the design illustrated in FIG. 1;

FIG. 3 is a rear elevation view of the design illustrated in FIG. 1;

FIG. 4 is a left side elevation view of the design illustrated in FIG. 1;

FIG. 5 is a right side elevation of the design illustrated in FIG. 1;

FIG. 6 is a top plan view of the design illustrated in FIG. 1; and

FIG. 7 is a bottom plan view of the design illustrated in FIG. 1.

FIG. 8 is a front isometric view of the design of the present invention in accordance with an embodiment of the present invention;

FIG. 9 is a front elevation view of the design illustrated in FIG. 8;

FIG. 10 is a rear elevation view of the design illustrated in FIG. 8;

FIG. 11 is a left side elevation view of the design illustrated in FIG. 8;

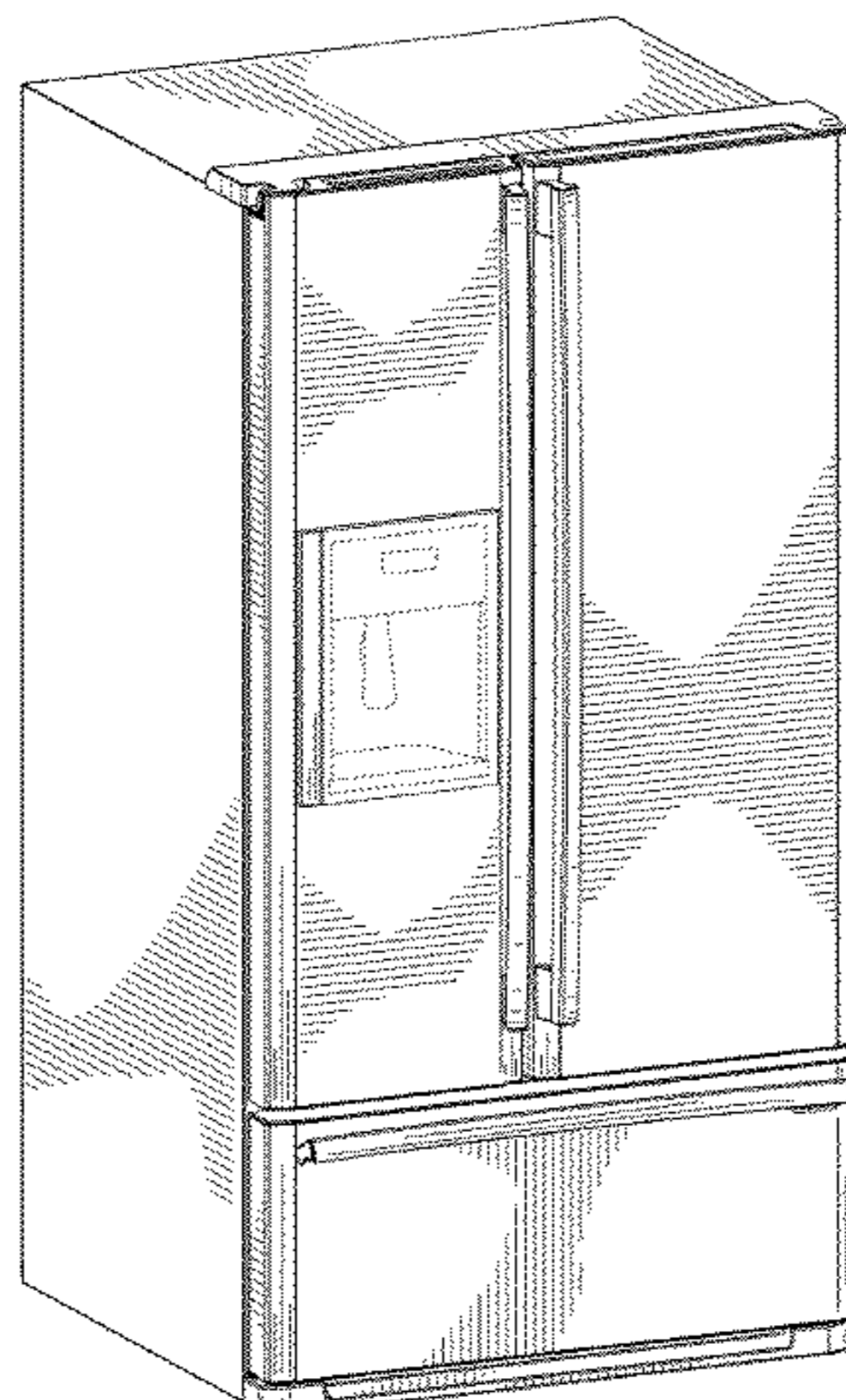
FIG. 12 is a right side elevation of the design illustrated in FIG. 8;

FIG. 13 is a top plan view of the design illustrated in FIG. 8; and,

FIG. 14 is a bottom plan view of the design illustrated in FIG. 8.

The broken line showing is included for the purpose of illustrating and forms no part of the claimed design.

**1 Claim, 12 Drawing Sheets**



U.S. PATENT DOCUMENTS

D210,560 S \* 3/1968 Kennedy ..... D15/86  
 D299,145 S 12/1988 Kuwabara et al.  
 D415,504 S 10/1999 Han  
 D452,255 S \* 12/2001 Chai et al. .... D15/85  
 D495,719 S \* 9/2004 Kirchner et al. .... D15/86  
 D508,059 S \* 8/2005 Seok et al. .... D15/86  
 D508,925 S \* 8/2005 Seok et al. .... D15/86  
 D508,926 S \* 8/2005 Seok et al. .... D15/86  
 7,008,032 B2 \* 3/2006 Chekal et al. .... 312/405  
 7,032,407 B2 4/2006 Chastine  
 D522,540 S \* 6/2006 Cho et al. .... D15/86  
 D522,541 S 6/2006 Kim et al.  
 D523,033 S 6/2006 Kim et al.  
 D525,993 S 8/2006 Kim et al.  
 D527,396 S 8/2006 Kim et al.  
 D527,398 S 8/2006 Kim et al.  
 D540,832 S 4/2007 Wang et al.  
 D540,833 S \* 4/2007 Wang et al. .... D15/86  
 D553,167 S \* 10/2007 Busalt et al. .... D15/91  
 D556,223 S \* 11/2007 Wang et al. .... D15/86  
 D557,292 S \* 12/2007 Lee et al. .... D15/86  
 D567,262 S \* 4/2008 Crookshanks ..... D15/91  
 D570,884 S \* 6/2008 Yang et al. .... D15/86  
 D577,373 S \* 9/2008 Crookshanks ..... D15/91

D594,886 S 6/2009 Wang et al.  
 D630,232 S \* 1/2011 Seo et al. .... D15/85  
 D632,314 S \* 2/2011 Kristiansen et al. .... D15/86  
 D639,316 S \* 6/2011 Roberson et al. .... D15/86  
 D639,317 S \* 6/2011 Yang et al. .... D15/86  
 D639,828 S \* 6/2011 Yang et al. .... D15/86  
 D642,600 S \* 8/2011 Kristiansen et al. .... D15/86  
 2004/0261444 A1 \* 12/2004 Chastine ..... 62/441  
 2005/0126207 A1 6/2005 Lee et al.  
 2005/0127804 A1 6/2005 Kim et al.  
 2006/0013677 A1 \* 1/2006 Oh et al. .... 414/288  
 2006/0042299 A1 \* 3/2006 Oh et al. .... 62/348  
 2006/0042304 A1 \* 3/2006 Oh et al. .... 62/407  
 2006/0049731 A1 \* 3/2006 Choi et al. .... 312/330.1

OTHER PUBLICATIONS

File history of U.S. Appl. No. 29/276,786, filed on Feb. 6, 2007.  
 File history of U.S. Appl. No. 29/294,872, filed on Jan. 24, 2008 and issued as U.S. Pat. No. D594,886 on Jul. 23, 2009.  
 General Electric; <http://www.geconsumerproducts.com>; Refrigerators; GE Profile french-door double-drawer bottom-freezer refrigerator (downloaded Jul. 6, 2007).

\* cited by examiner

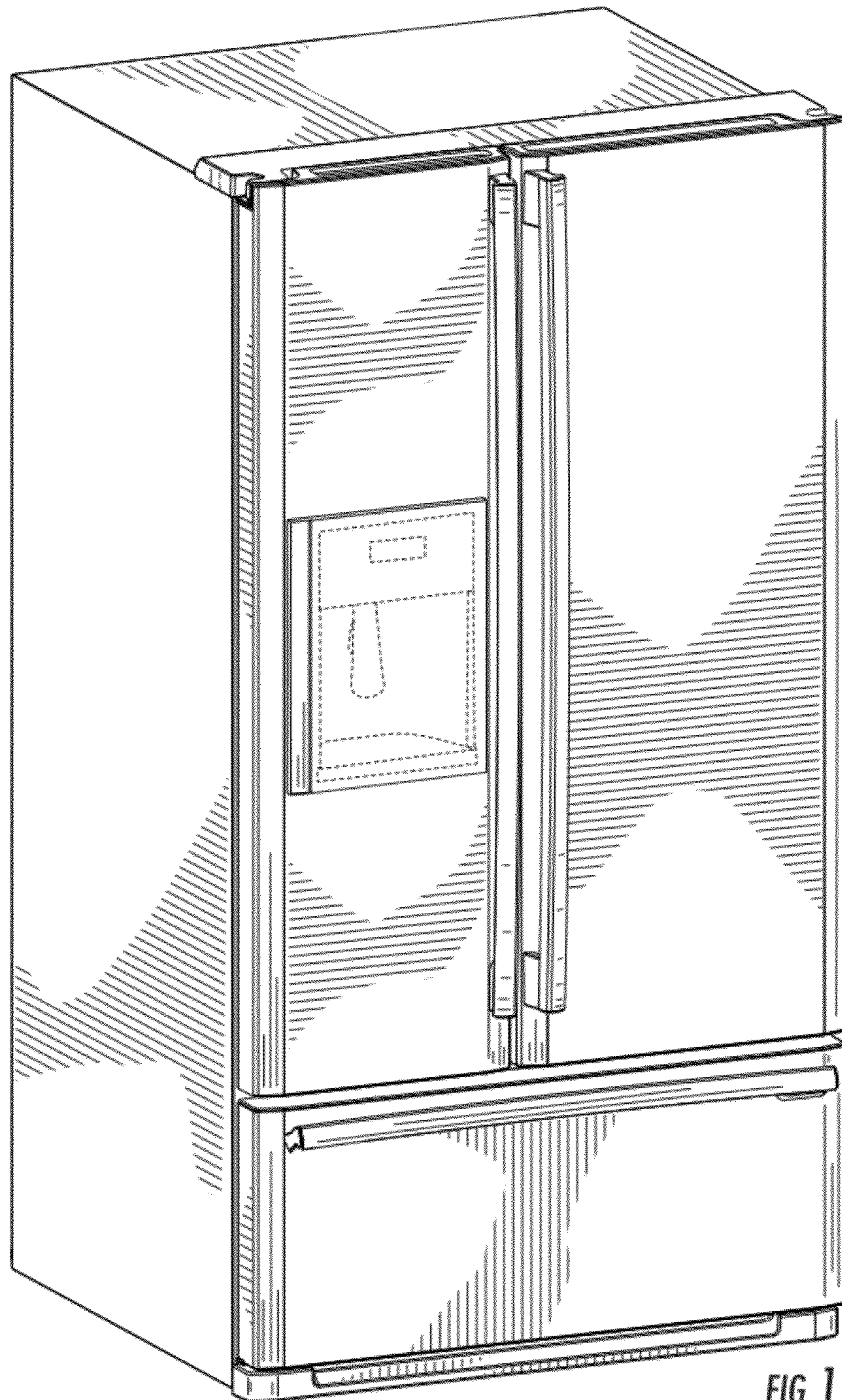


FIG. 1

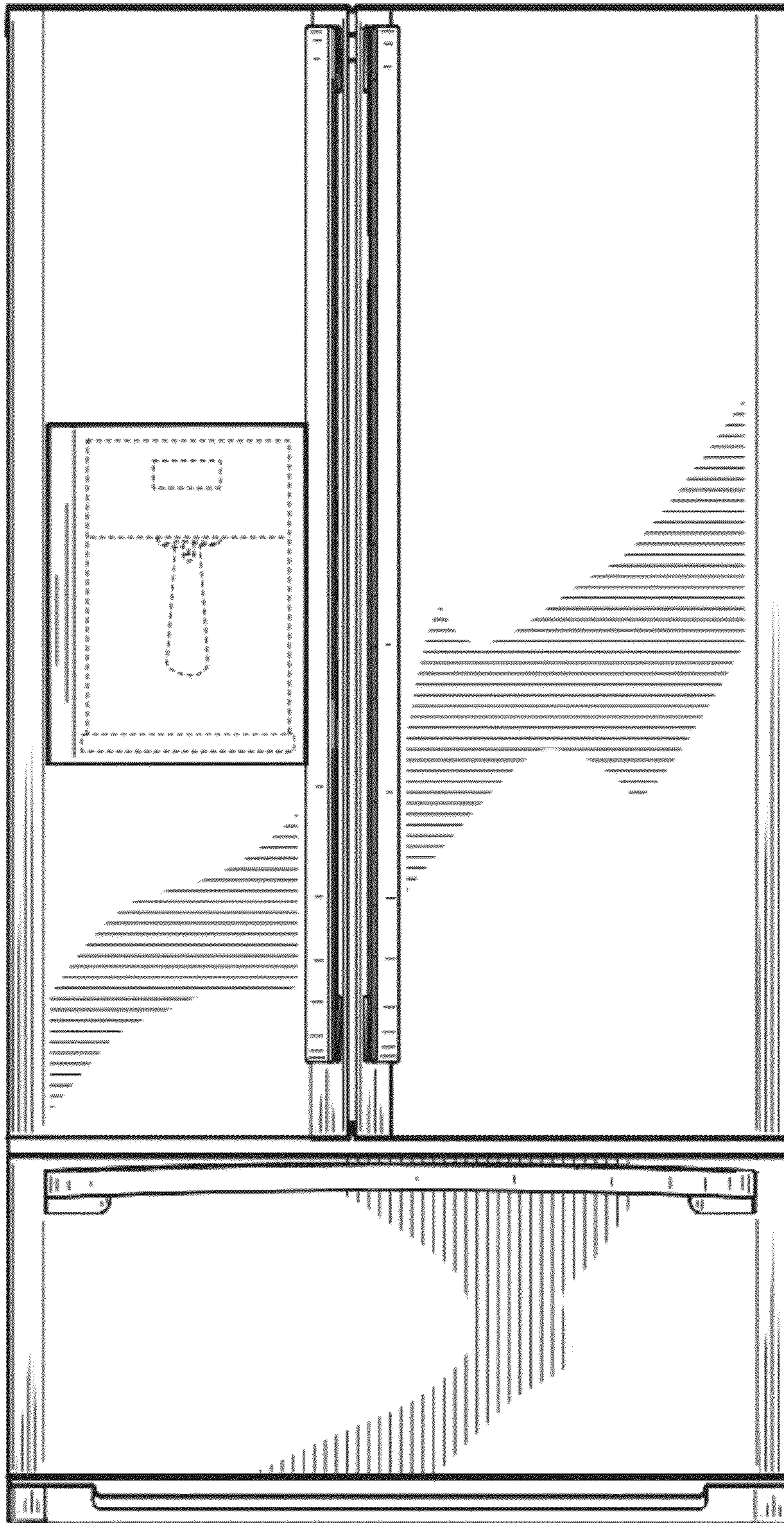



FIG. 2

**FIG. 3**



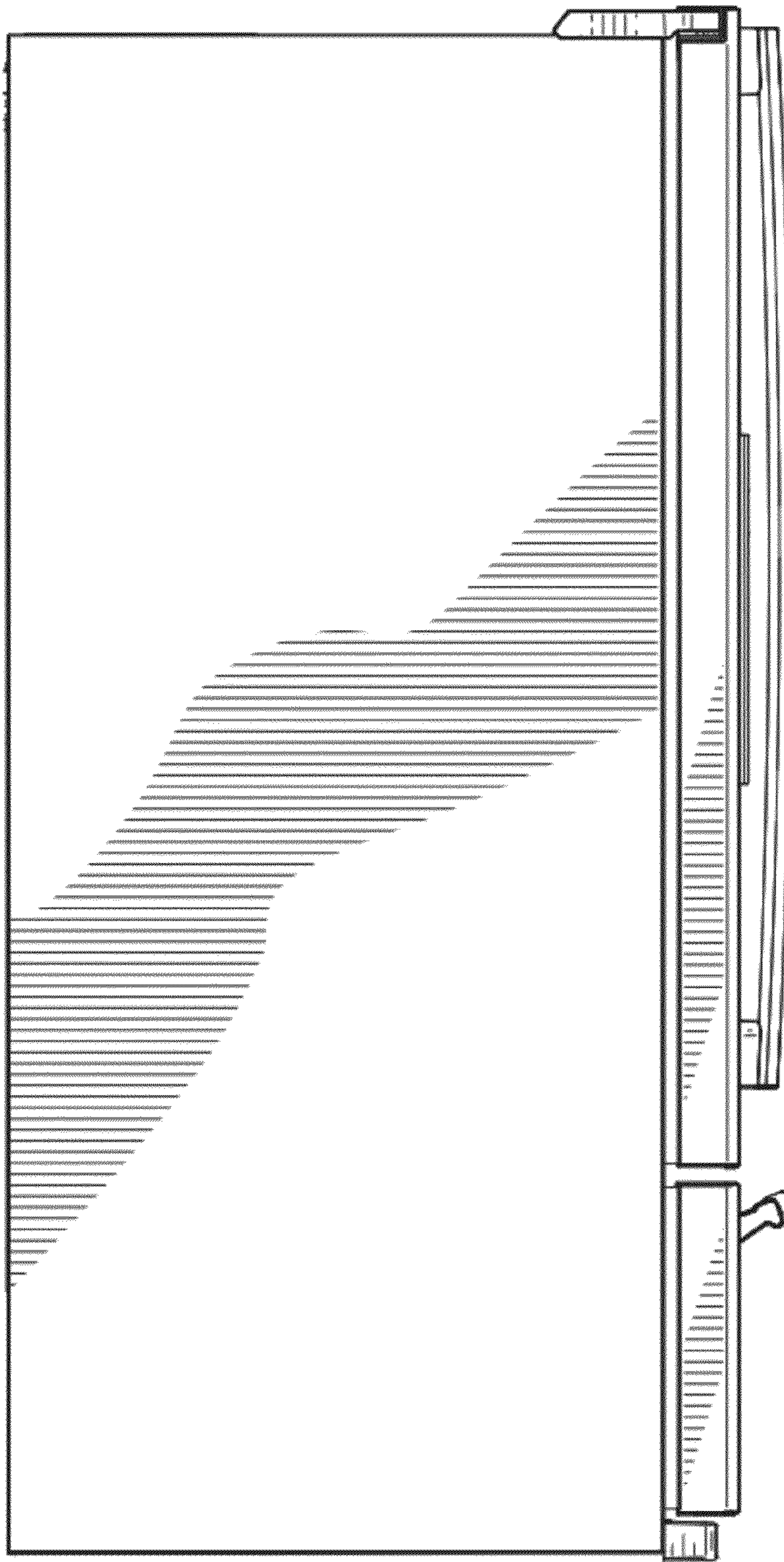


FIG. 4

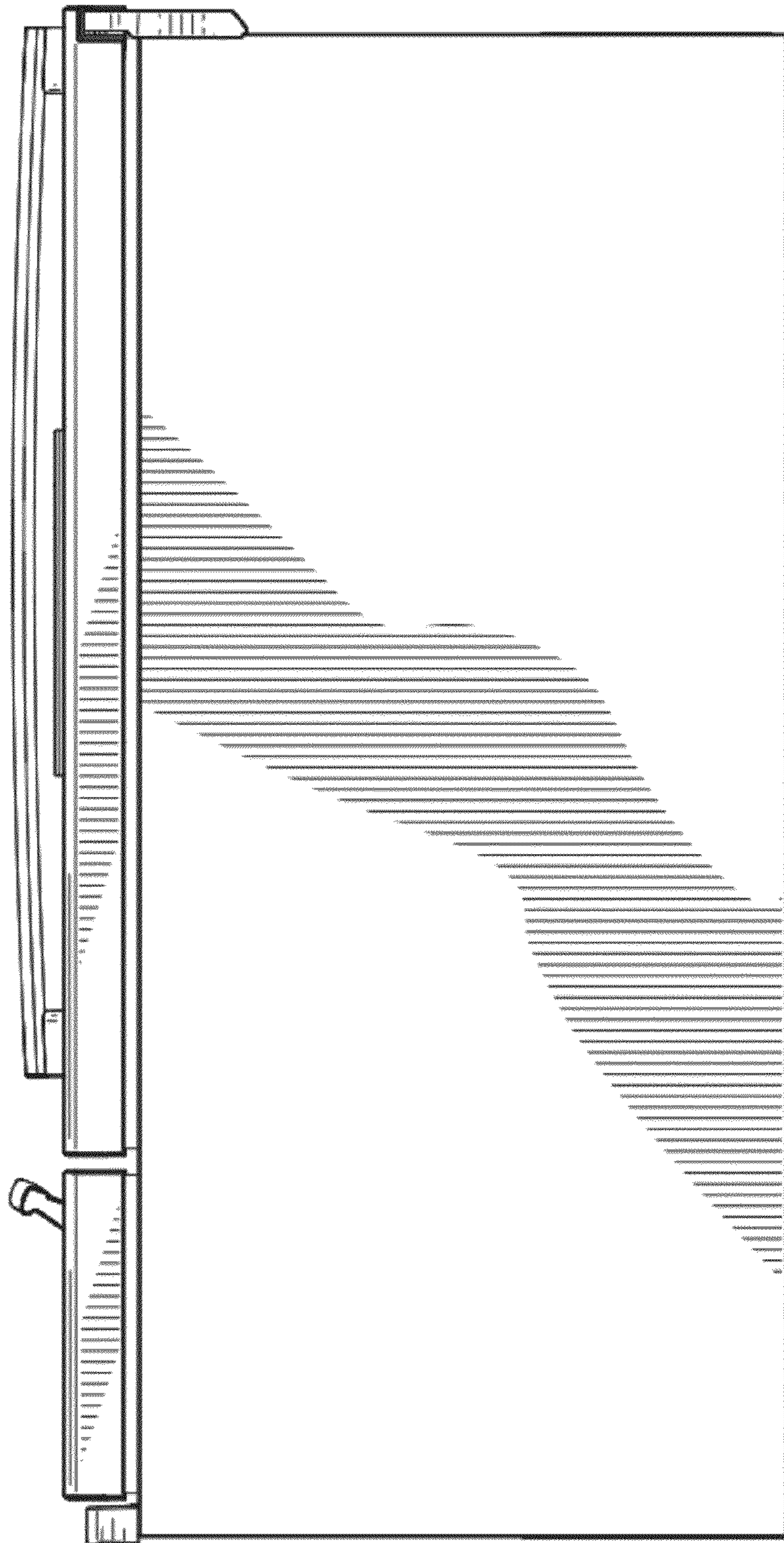


FIG. 5

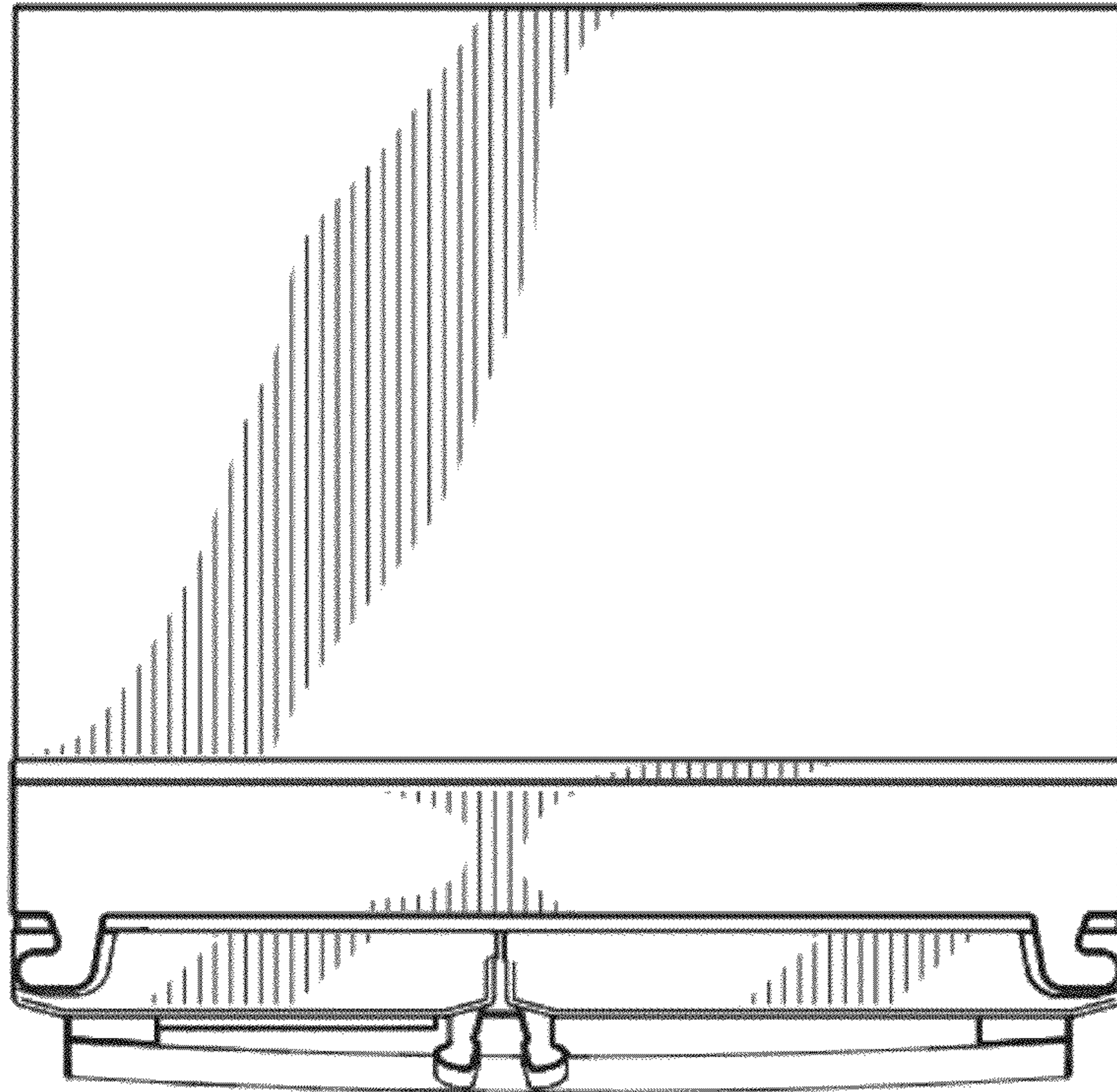


FIG. 6




FIG. 7



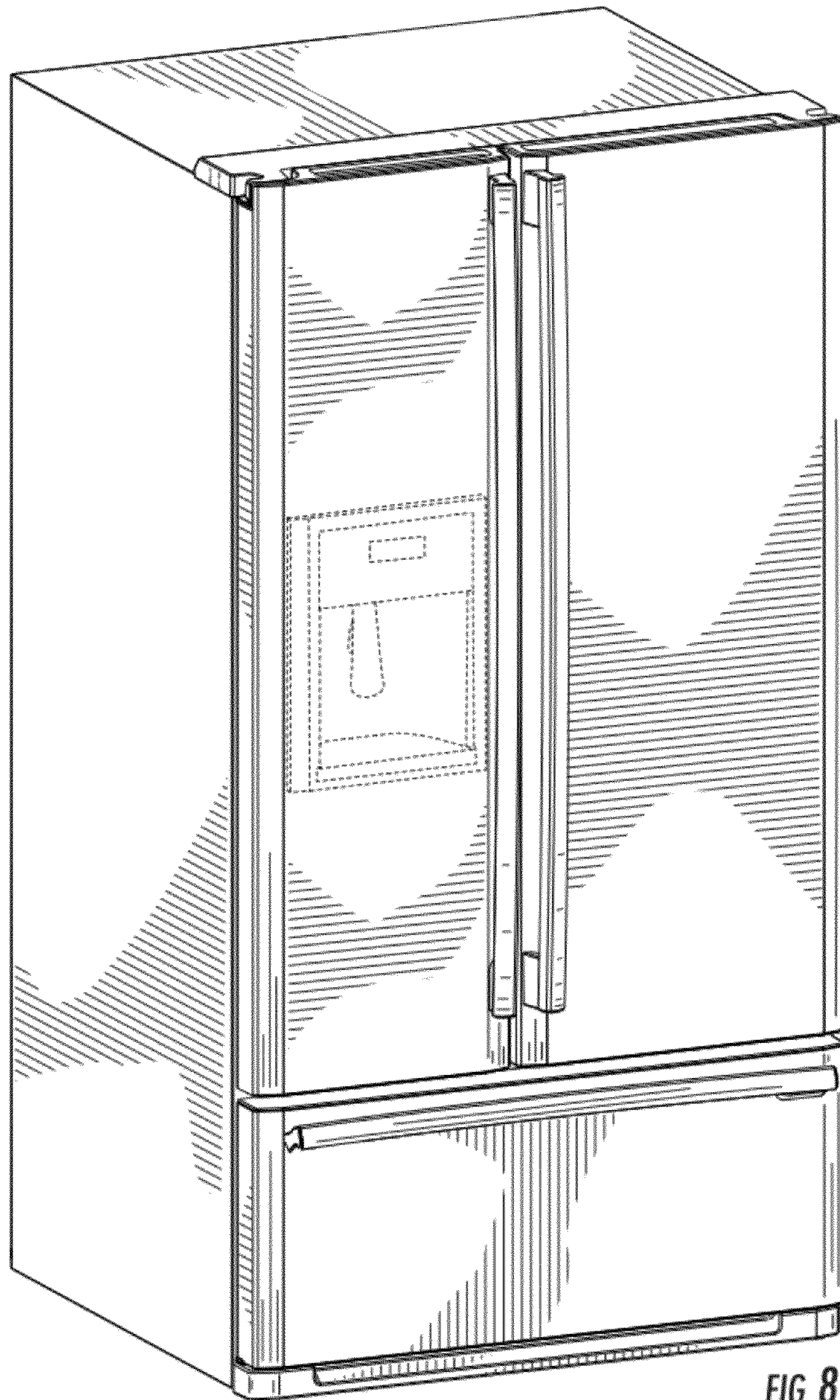


FIG. 8

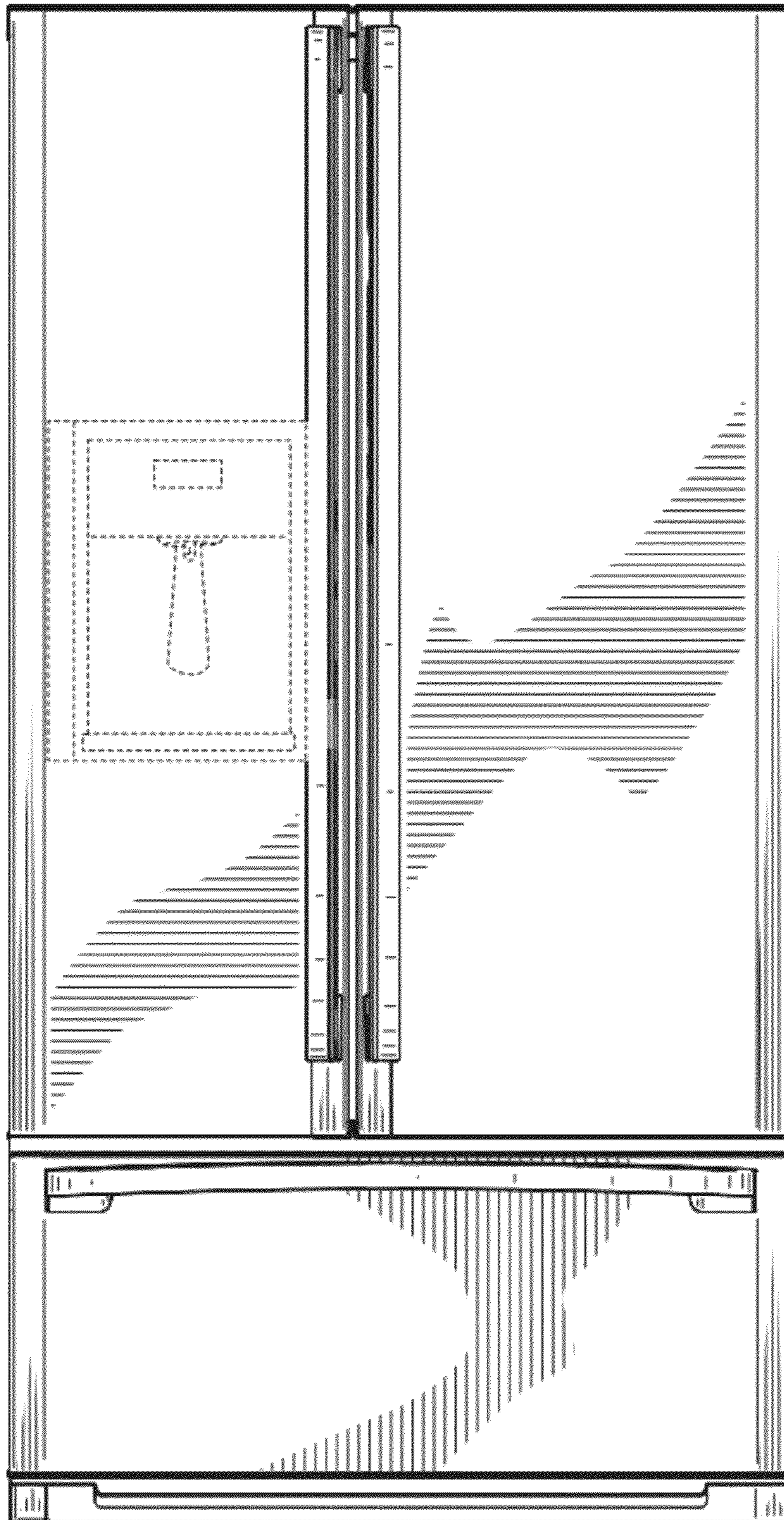


FIG. 9




FIG. 10

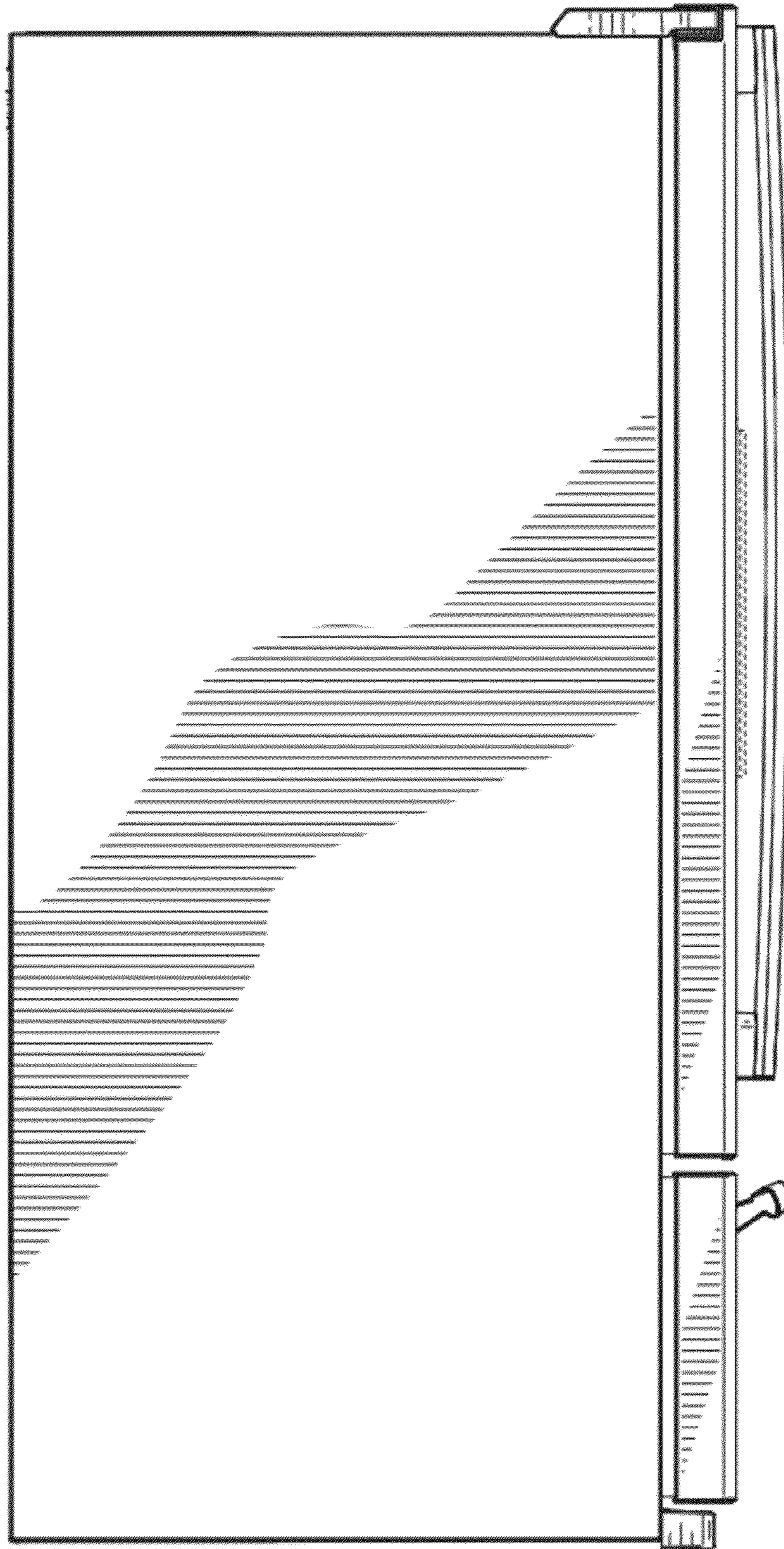


FIG. 11

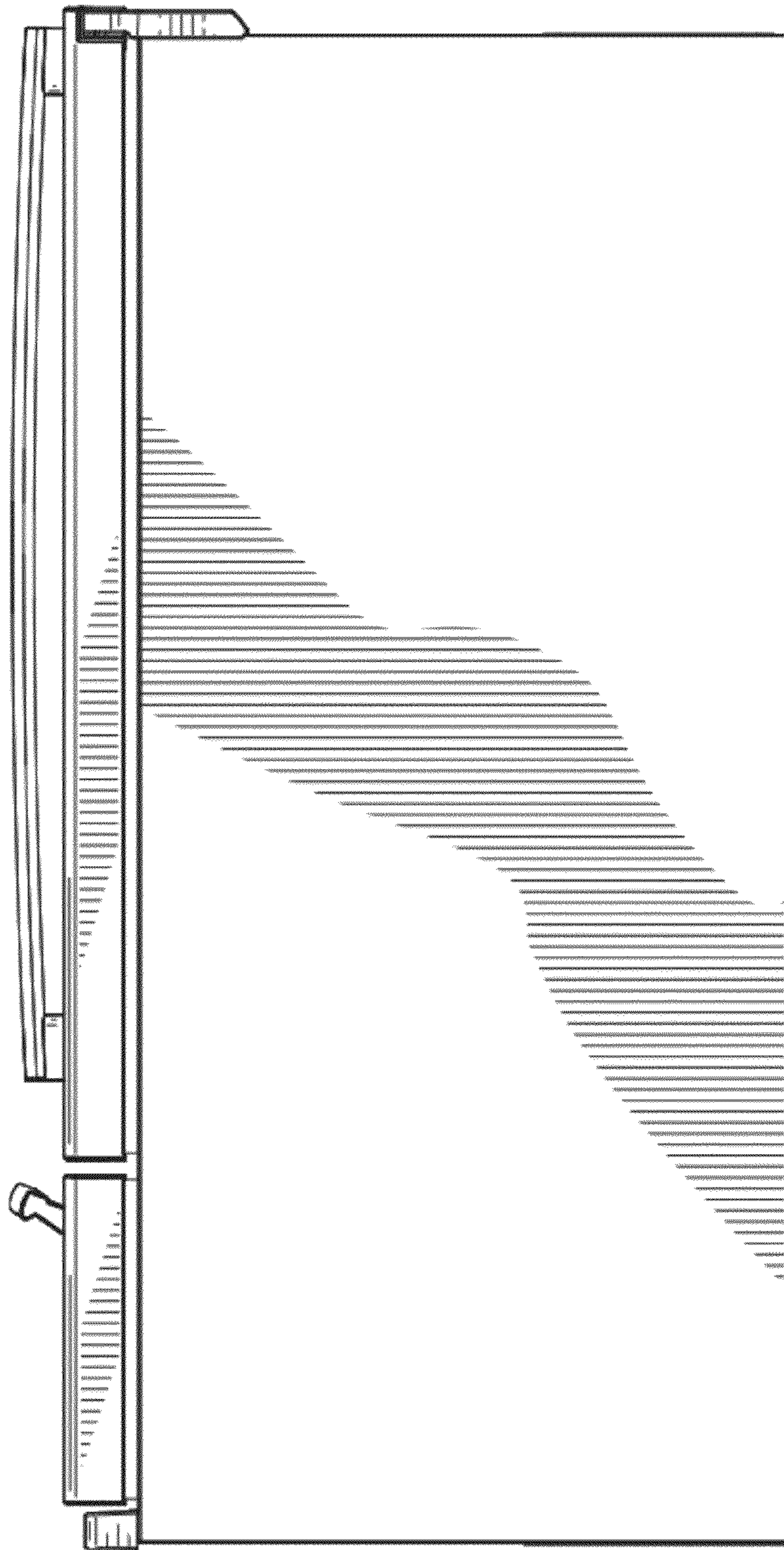


FIG. 12

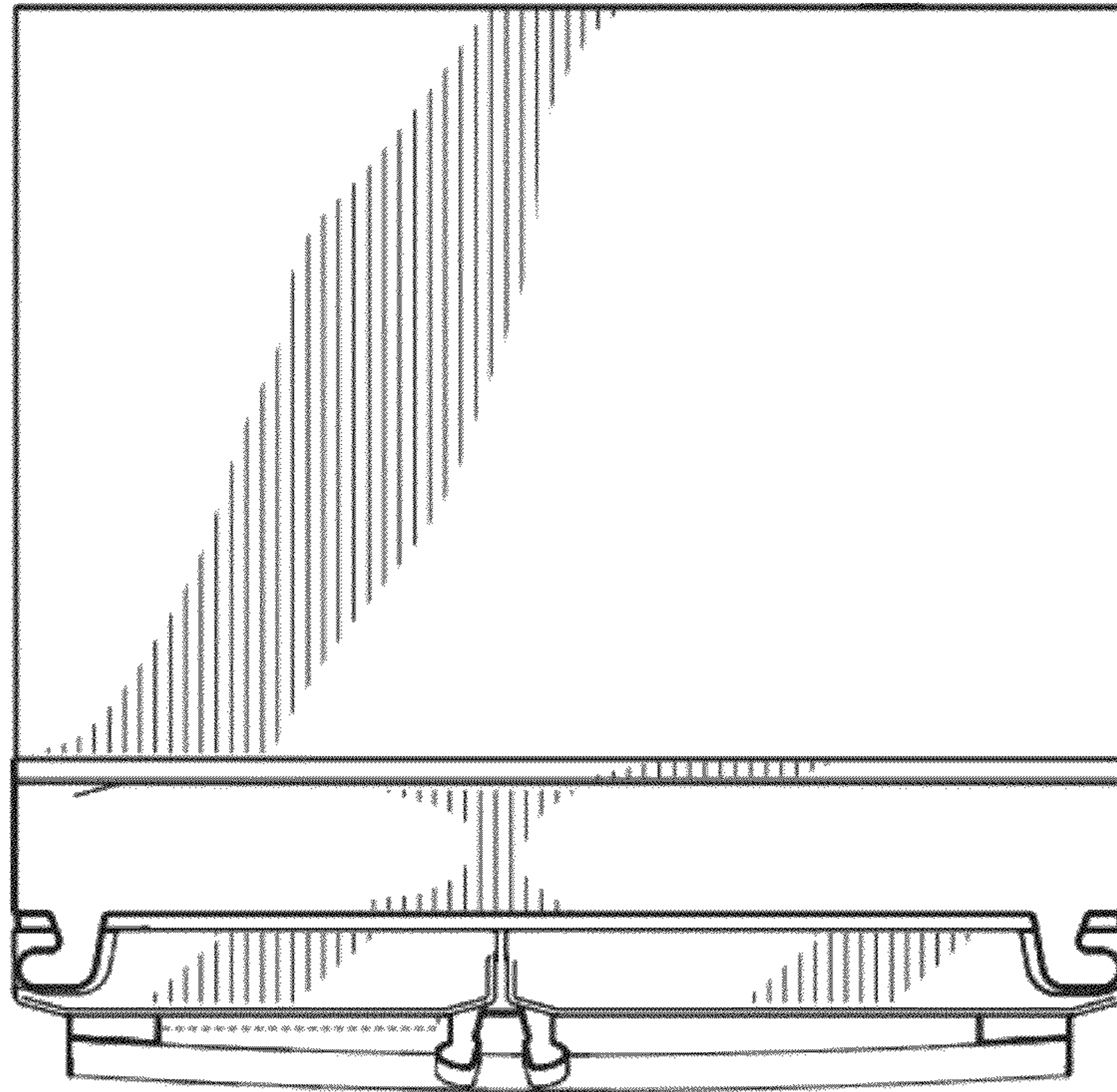


FIG. 13




FIG. 14