

US00D665808S

(12) **United States Design Patent**
Wang

(10) **Patent No.:** **US D665,808 S**

(45) **Date of Patent:** **** Aug. 21, 2012**

(54) **DISPLAY SCREEN**

(75) **Inventor:** **Ren-Bo Wang**, Shenzhen (CN)

(73) **Assignee:** **FIH (Hong Kong) Limited**, Kowloon (HK)

(**) **Term:** **14 Years**

(21) **Appl. No.:** **29/413,067**

(22) **Filed:** **Feb. 10, 2012**

(51) **LOC (9) Cl.** **14-02**

(52) **U.S. Cl.** **D14/439; D14/248**

(58) **Field of Classification Search** D14/341–347, D14/424, 425, 432–453, 464, 468, 469, 471, D14/496, 511, 138 AA, 138 AD, 138 C, 138 G, D14/203.1–203.8, 217, 238.1, 248, 250, 257, D14/299; 361/679.01, 679.02, 679.03, 679.3, 361/679.55, 679.56; 455/550.1, 556.1, 556.2, 455/575.1, 575.3–575.5, 575.8, 90.3; D9/456, D9/457, 434; D6/300, 314, 310; D10/65
See application file for complete search history.

D623,183	S	*	9/2010	Hong et al.	D14/341
D627,779	S	*	11/2010	Liao	D14/341
D630,608	S	*	1/2011	Choi et al.	D14/138 AA
D636,769	S	*	4/2011	Wood et al.	D14/341
D637,172	S	*	5/2011	Choi et al.	D14/138 AA
D640,662	S	*	6/2011	Hwang	D14/138 AD
D641,331	S	*	7/2011	Kim	D14/138 AD
D643,827	S	*	8/2011	Lee et al.	D14/138 G
D649,150	S	*	11/2011	Takahashi et al.	D14/341
D654,046	S	*	2/2012	Shin et al.	D14/138 AD
D654,461	S	*	2/2012	Kim et al.	D14/138 AD
D657,332	S	*	4/2012	Veiga et al.	D14/138 G
D658,148	S	*	4/2012	Park	D14/138 AD
D658,620	S	*	5/2012	Lylyk	D14/138 G
D658,621	S	*	5/2012	Lylyk	D14/138 G
2006/0250762	A1	*	11/2006	Yang et al.	361/681
2007/0293282	A1	*	12/2007	Lewis et al.	455/575.1
2012/0063074	A1	*	3/2012	Matsuda et al.	361/679.01
2012/0063077	A1	*	3/2012	Tomobe et al.	361/679.01

* cited by examiner

Primary Examiner — Deanna L Fluegeman
(74) *Attorney, Agent, or Firm* — Altis Law Group, Inc.

(57) **CLAIM**

The ornamental design for a display screen, as shown and described.

(56) **References Cited**

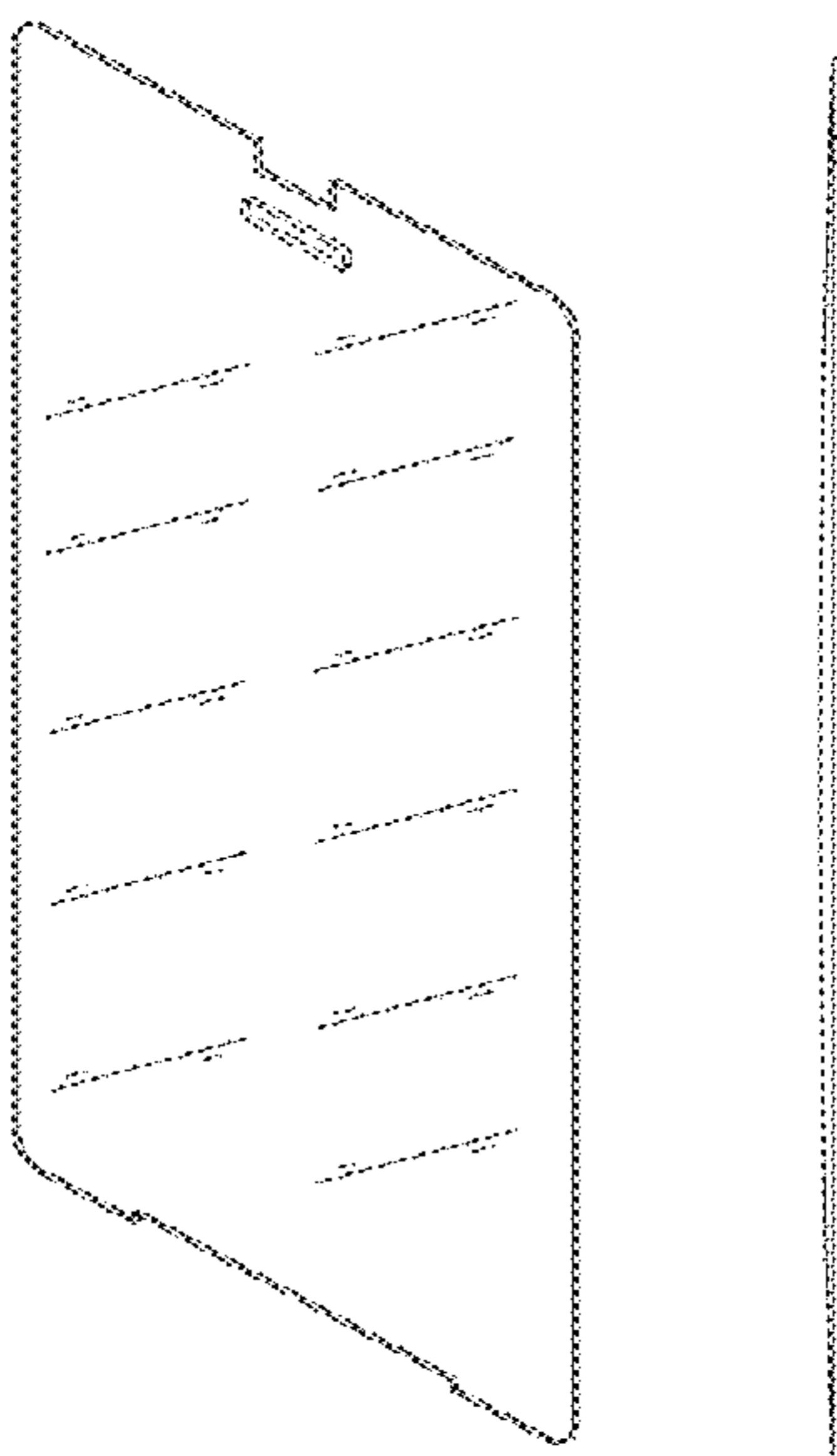
U.S. PATENT DOCUMENTS

D338,194	S	*	8/1993	Hartwig	D14/450
D361,993	S	*	9/1995	Egly et al.	D14/450
D398,915	S	*	9/1998	Shaffer	D14/450
D501,341	S	*	2/2005	Cassidy et al.	D6/509
D502,031	S	*	2/2005	Cassidy et al.	D6/511
D505,809	S	*	6/2005	Cassidy et al.	D6/491
D548,796	S	*	8/2007	Sachnoff	D20/43
D551,718	S	*	9/2007	Diller	D20/42
D597,067	S	*	7/2009	Oh et al.	D14/203.7
D600,241	S	*	9/2009	Andre et al.	D14/341
D600,690	S	*	9/2009	Miyaji	D14/341
D615,083	S	*	5/2010	Andre et al.	D14/341
D616,465	S	*	5/2010	Jones et al.	D14/496
D618,678	S	*	6/2010	Andre et al.	D14/341

DESCRIPTION

FIG. 1 is a perspective view of a display screen showing our new design;
FIG. 2 is a front elevational view thereof;
FIG. 3 is a rear elevational view thereof;
FIG. 4 is a left side elevational view thereof;
FIG. 5 is a right side elevational view thereof;
FIG. 6 is a top plan view thereof; and,
FIG. 7 is a bottom plan view thereof.
The broken lines of all the figures are for the purpose of illustrating environment and form no part of the claimed design.

1 Claim, 7 Drawing Sheets



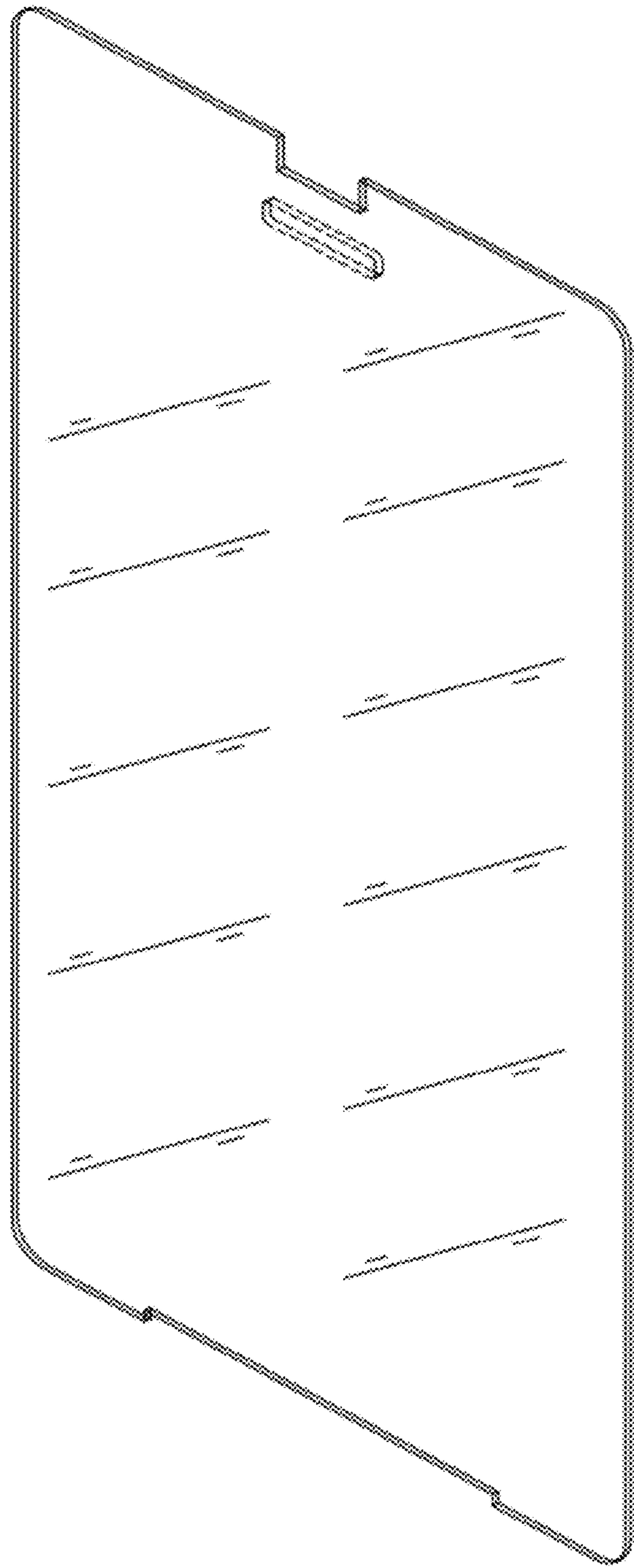


FIG. 1

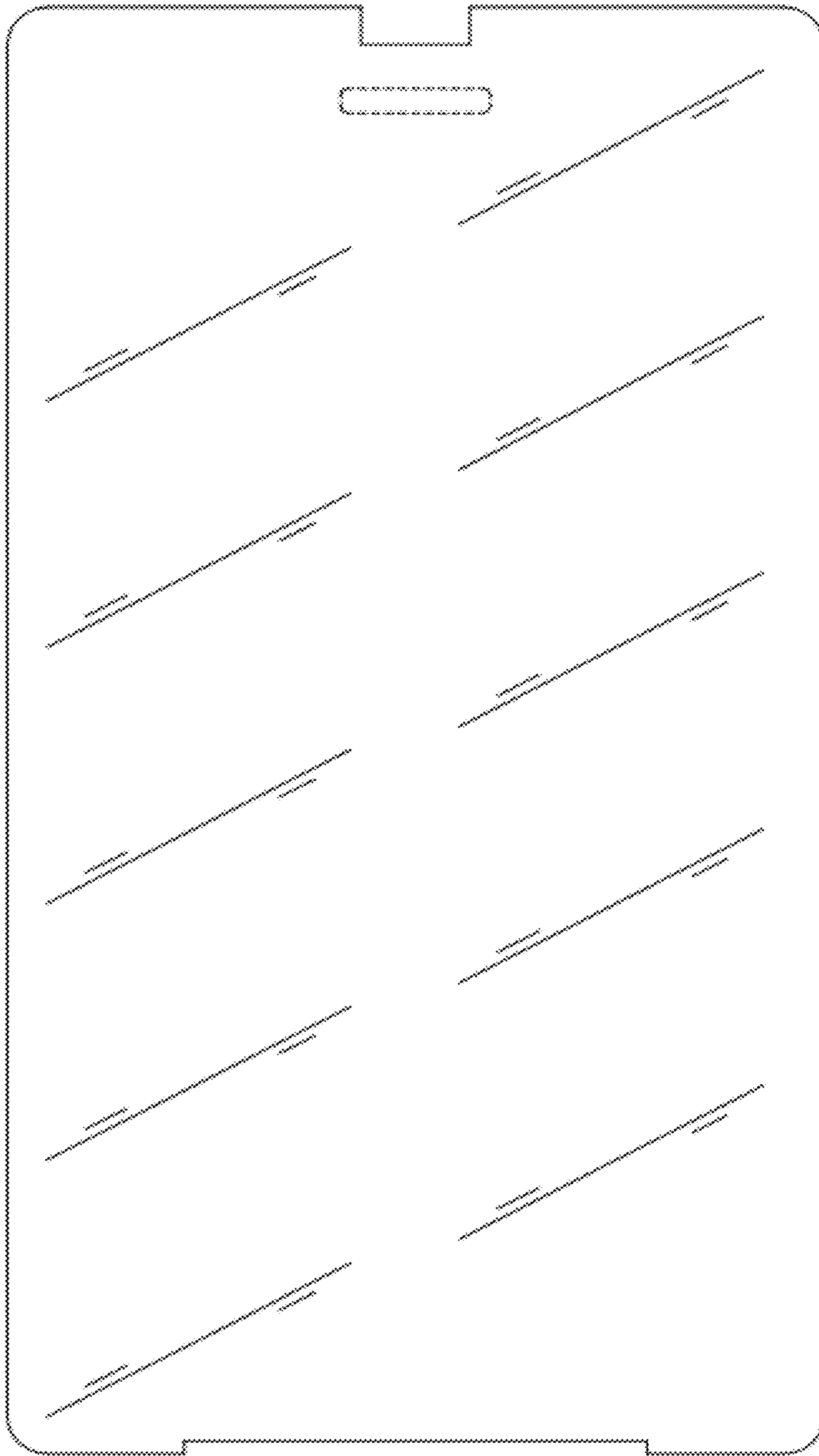


FIG. 2

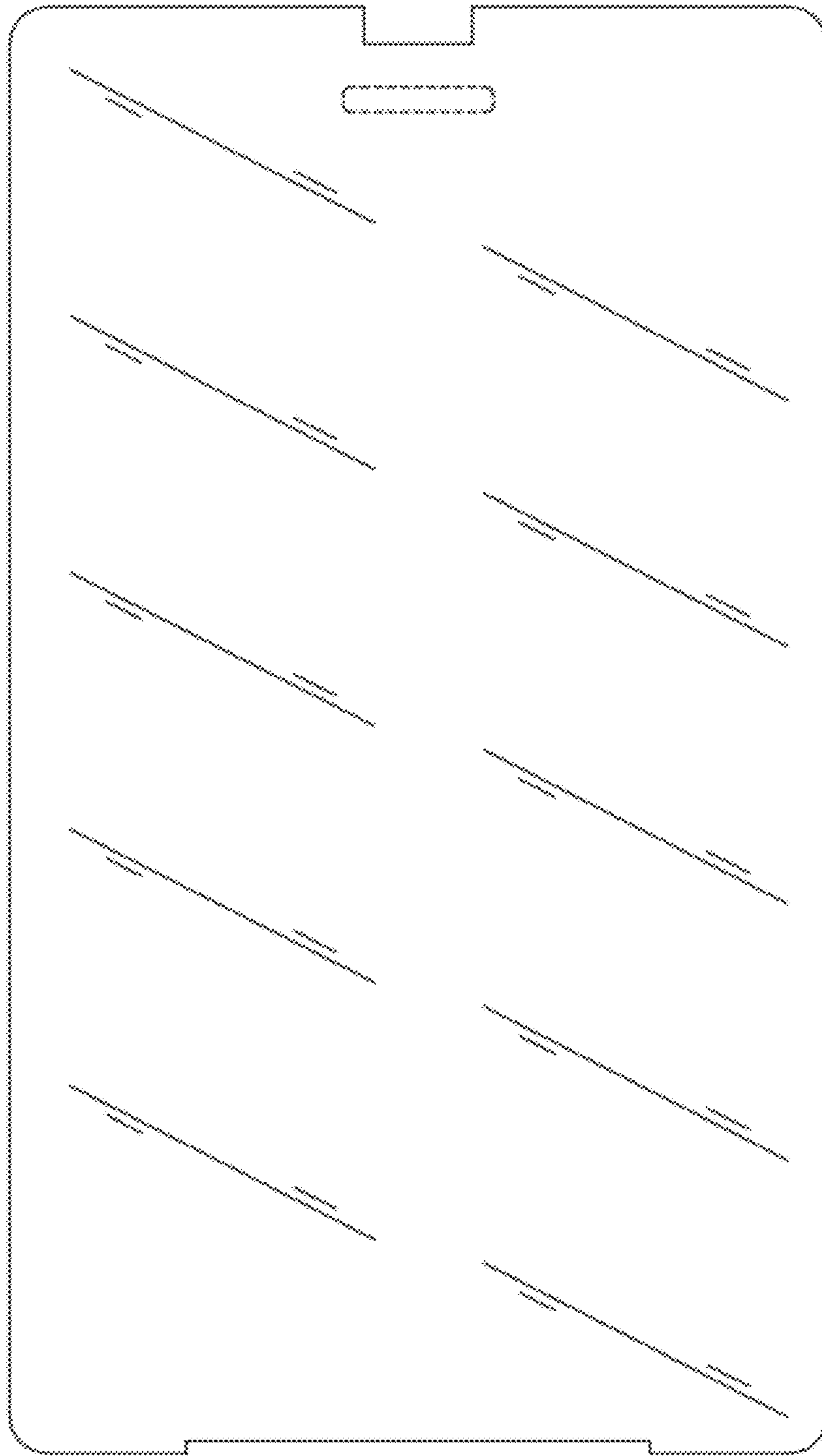


FIG. 3



FIG. 4



FIG. 5




FIG. 6




FIG. 7