

US00D665805S

(12) **United States Design Patent**
Obata et al.

(10) **Patent No.:** **US D665,805 S**

(45) **Date of Patent:** **** Aug. 21, 2012**

(54) **FLAT KEYBOARD WITH CHARACTER SYMBOLS**

(75) Inventors: **Yasutoshi Obata**, Kitasaku-gun (JP);
Takahiro Wakai, Kitasaku-gun (JP)

(73) Assignee: **Minebea Co., Ltd.**, Nagano (JP)

(**) Term: **14 Years**

(21) Appl. No.: **29/401,457**

(22) Filed: **Sep. 12, 2011**

(51) **LOC (9) Cl.** **14-02**

(52) **U.S. Cl.** **D14/392**

(58) **Field of Classification Search** D14/315-327,
D14/455, 456, 391-399, 485, 486; D18/1,
D18/2, 7, 11; 235/145 A, 145 R; 341/22,
341/23; 345/156, 157, 168, 169, 173; 361/679.08,
361/679.09, 679.26, 679.27; 348/373; 715/783;
400/472, 486, 489; 200/5 A, 5 R, 6 A, 6 R,
200/600

See application file for complete search history.

(56) **References Cited**

U.S. PATENT DOCUMENTS

6,215,420 B1 * 4/2001 Harrison et al. 341/22
D456,409 S * 4/2002 Mason D14/391
D614,186 S * 4/2010 Wong et al. D14/392
D616,886 S * 6/2010 Andre et al. D14/392

D621,402 S * 8/2010 Andre et al. D14/392
D644,225 S * 8/2011 Mayweather D14/392
2009/0064055 A1 * 3/2009 Chaudhri et al. 715/863
2009/0167690 A1 * 7/2009 Wang et al. 345/168
2011/0304552 A1 * 12/2011 Zhao et al. 345/168

* cited by examiner

Primary Examiner — Freda S Nunn

(74) *Attorney, Agent, or Firm* — Oliff & Berridge, PLC

(57) **CLAIM**

The ornamental design for a flat keyboard with character symbols, as shown and described.

DESCRIPTION

FIG. 1 is a top plan view of a flat keyboard with character symbols;

FIG. 2 is a front view thereof;

FIG. 3 is a right-side view thereof;

FIG. 4 is a left-side view thereof;

FIG. 5 is a bottom view thereof;

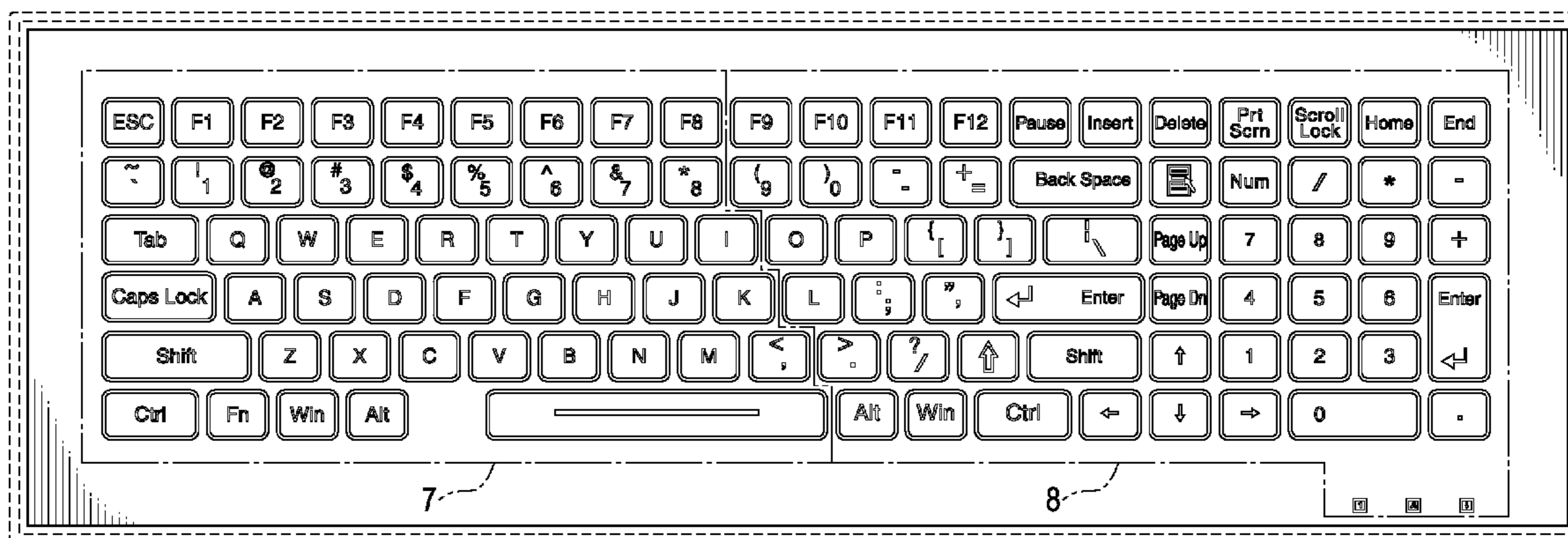
FIG. 6 is a rear view thereof;

FIG. 7 is an enlarged partial view thereof designated by the dot chain area 7 in FIG. 1; and,

FIG. 8 is an enlarged partial view thereof designated by the dot chain area 8 in FIG. 1.

The remaining broken line disclosure of the keyboard depicts environmental subject matter only and forms no part of the claimed design.

1 Claim, 4 Drawing Sheets



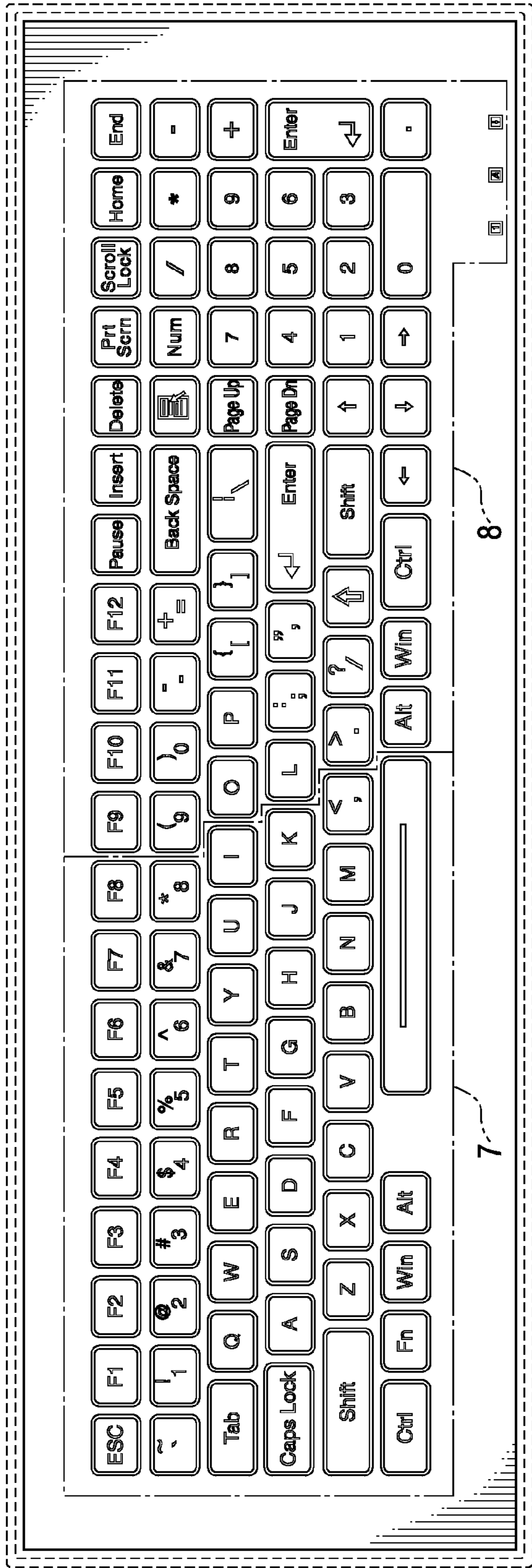


FIG. 2




FIG. 1



FIG. 3

FIG. 4



FIG. 5

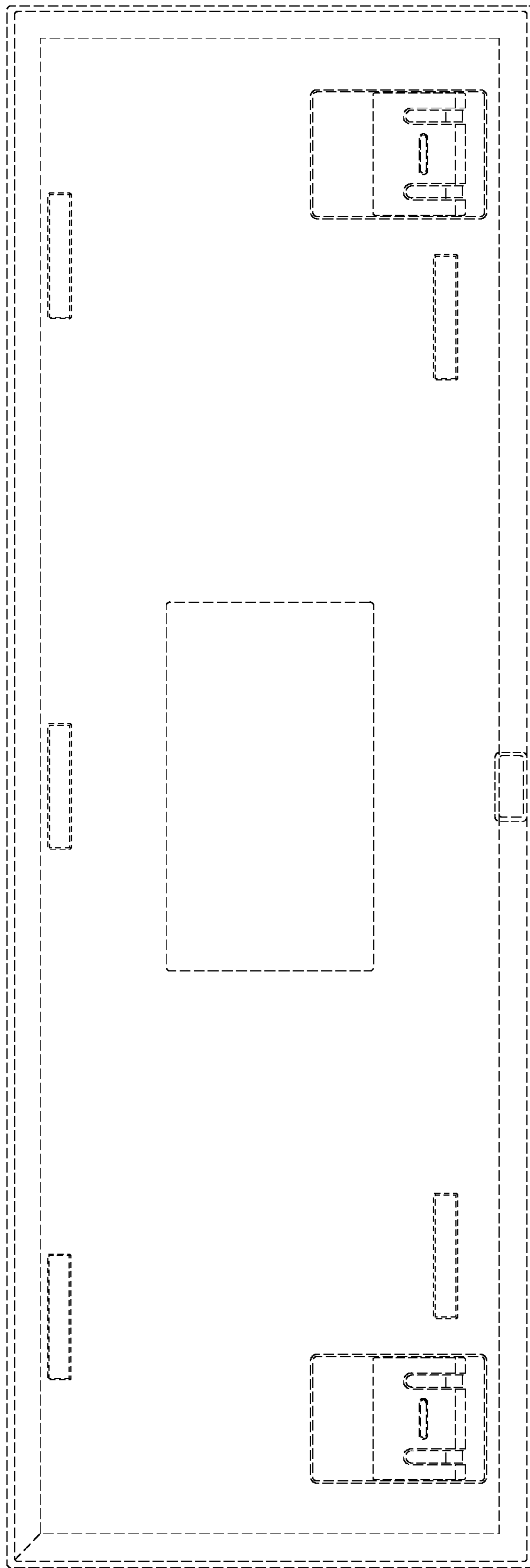


FIG. 6




FIG. 7

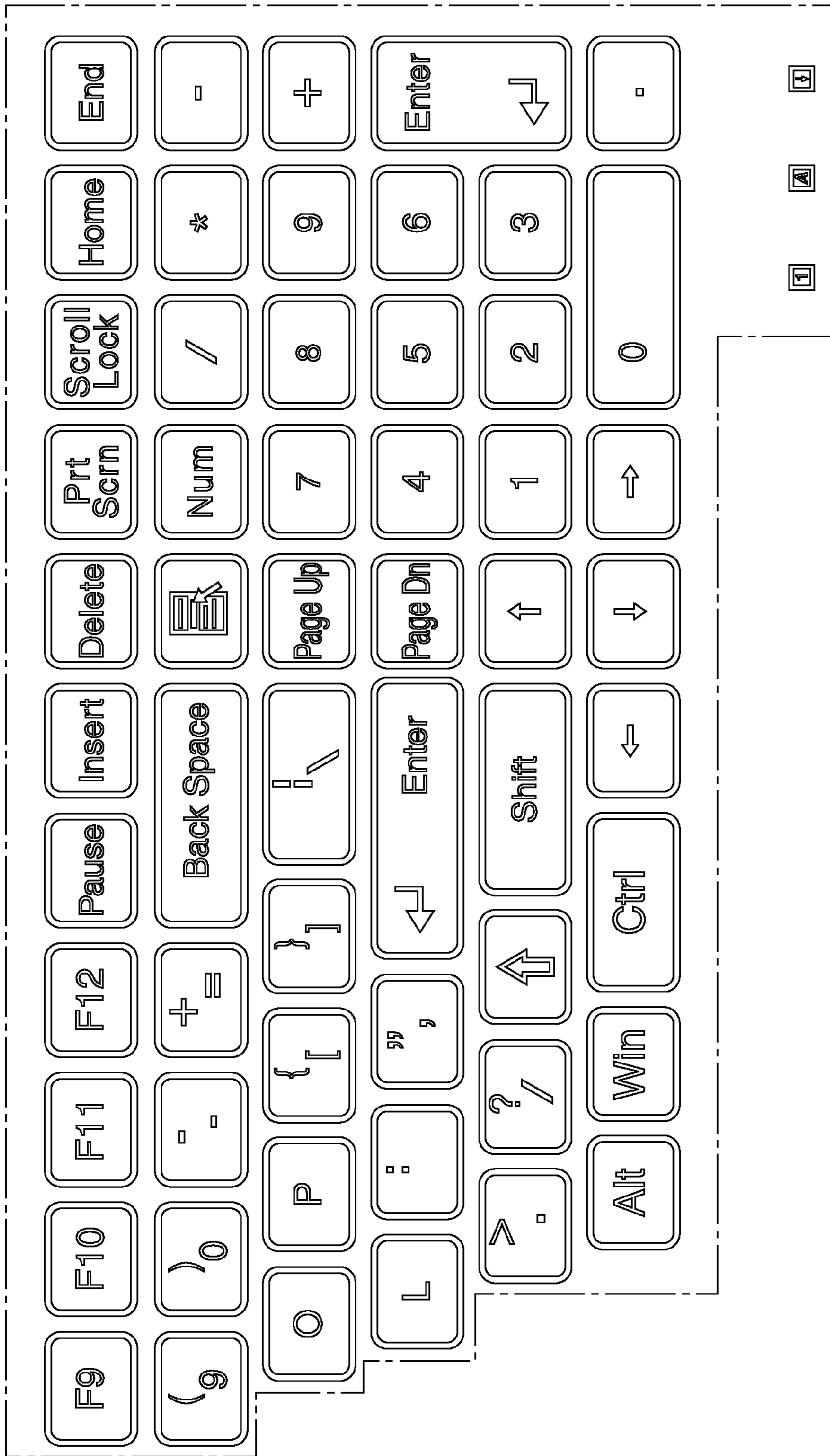


FIG. 8