

US00D665804S

(12) **United States Design Patent**
Yang et al.

(10) **Patent No.:** **US D665,804 S**

(45) **Date of Patent:** **** Aug. 21, 2012**

(54) **KEYBOARD ASSEMBLY**

(75) Inventors: **Sampson Shih Shien Yang**, Irvine, CA (US); **Tian Hong Zhang**, Chino Hills, CA (US); **James Kin Kei Yung**, Irvine, CA (US)

(73) Assignee: **ATEN Technology, Inc.**, Foothill Ranch, CA (US)

(**) Term: **14 Years**

(21) Appl. No.: **29/368,237**

(22) Filed: **Aug. 20, 2010**

(51) **LOC (9) Cl.** **14-02**

(52) **U.S. Cl.** **D14/392**

(58) **Field of Classification Search** D14/391-399, D14/455, 456; D18/1, 2, 7, 11; 178/17 A, 178/17 C; 200/5 A, 5 R, 6 A, 6 R; 235/145 A, 235/145 R; 341/20-23; 345/160, 169; 400/486-489, 492, 472

See application file for complete search history.

(56) **References Cited**

U.S. PATENT DOCUMENTS

D322,245 S * 12/1991 Lin D14/396
D329,427 S * 9/1992 St. Peter et al. D14/346
D353,369 S * 12/1994 Leibengood D14/455

D387,343 S * 12/1997 Huang D14/396
D417,446 S * 12/1999 Dorrie D14/392
6,215,420 B1 * 4/2001 Harrison et al. 341/22
6,705,787 B2 * 3/2004 Jeffries et al. 400/714
6,882,524 B2 * 4/2005 Ulla et al. 361/679.09
2005/0110745 A1 * 5/2005 Rutledge et al. 345/156
2005/0200608 A1 * 9/2005 Ulla et al. 345/168

* cited by examiner

Primary Examiner — Freda S Nunn

(74) *Attorney, Agent, or Firm* — Arent Fox LLP

(57) **CLAIM**

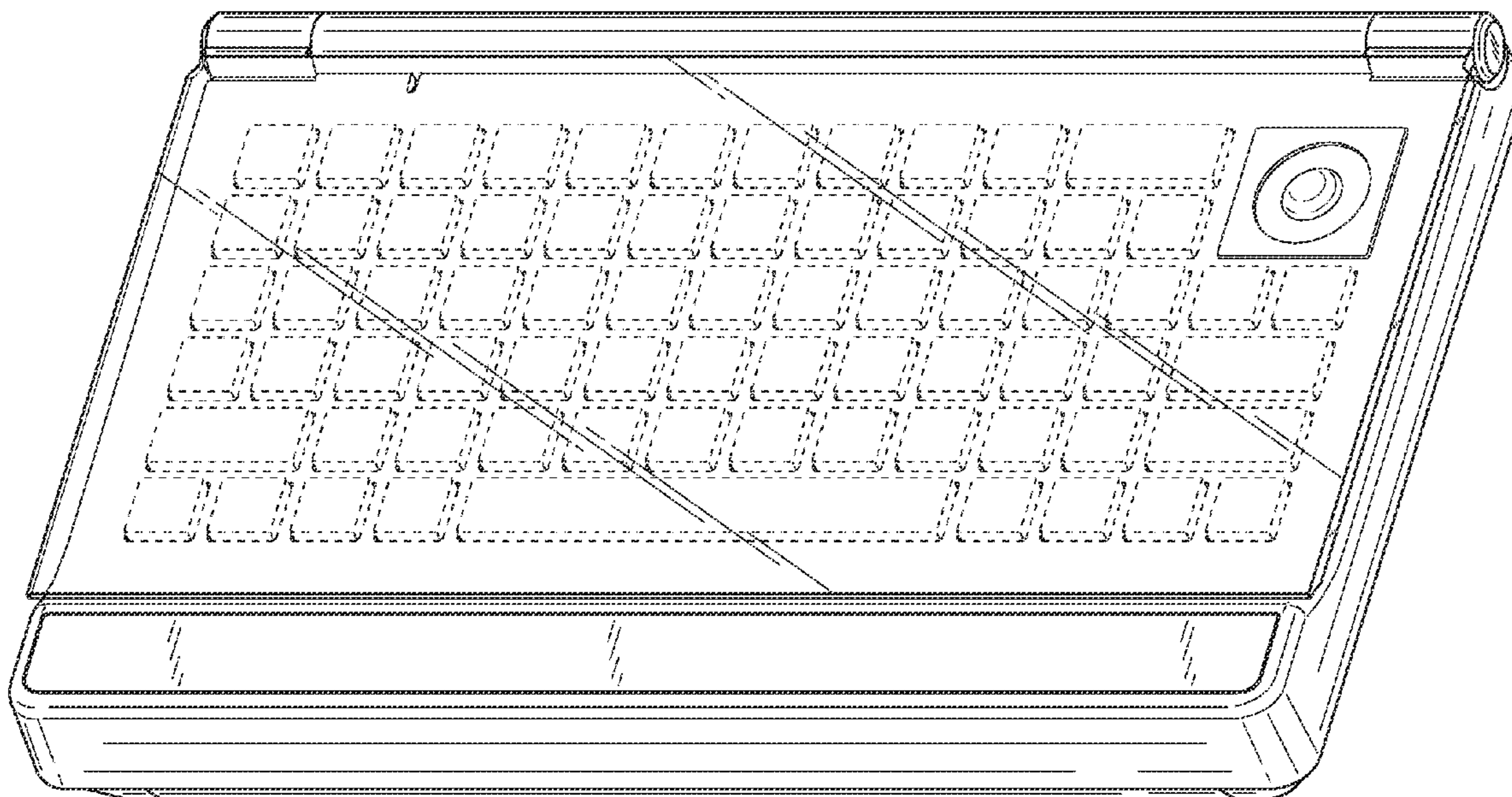
The ornamental design for a keyboard assembly, as shown and described.

DESCRIPTION

FIG. 1 is a perspective view of our new design;
FIG. 2 is a top view thereof;
FIG. 3 is a bottom view thereof;
FIG. 4 is a right side view thereof;
FIG. 5 is a left side view thereof;
FIG. 6 is a front view thereof; and,
FIG. 7 is a rear view thereof.

Broken lines shown in the drawings illustrate portions of the keyboard assembly, and form no part of the claimed design.

1 Claim, 5 Drawing Sheets



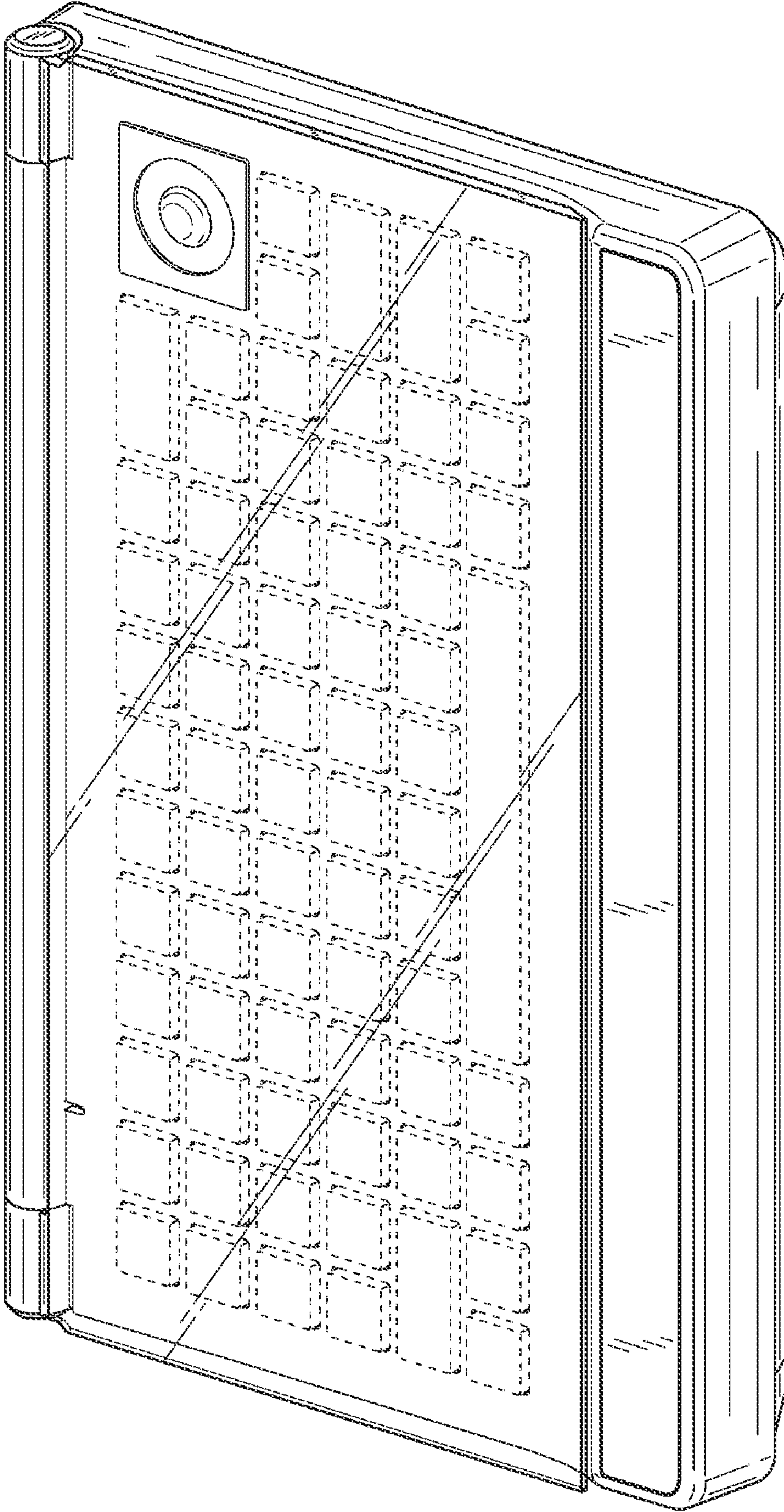


FIG. 1

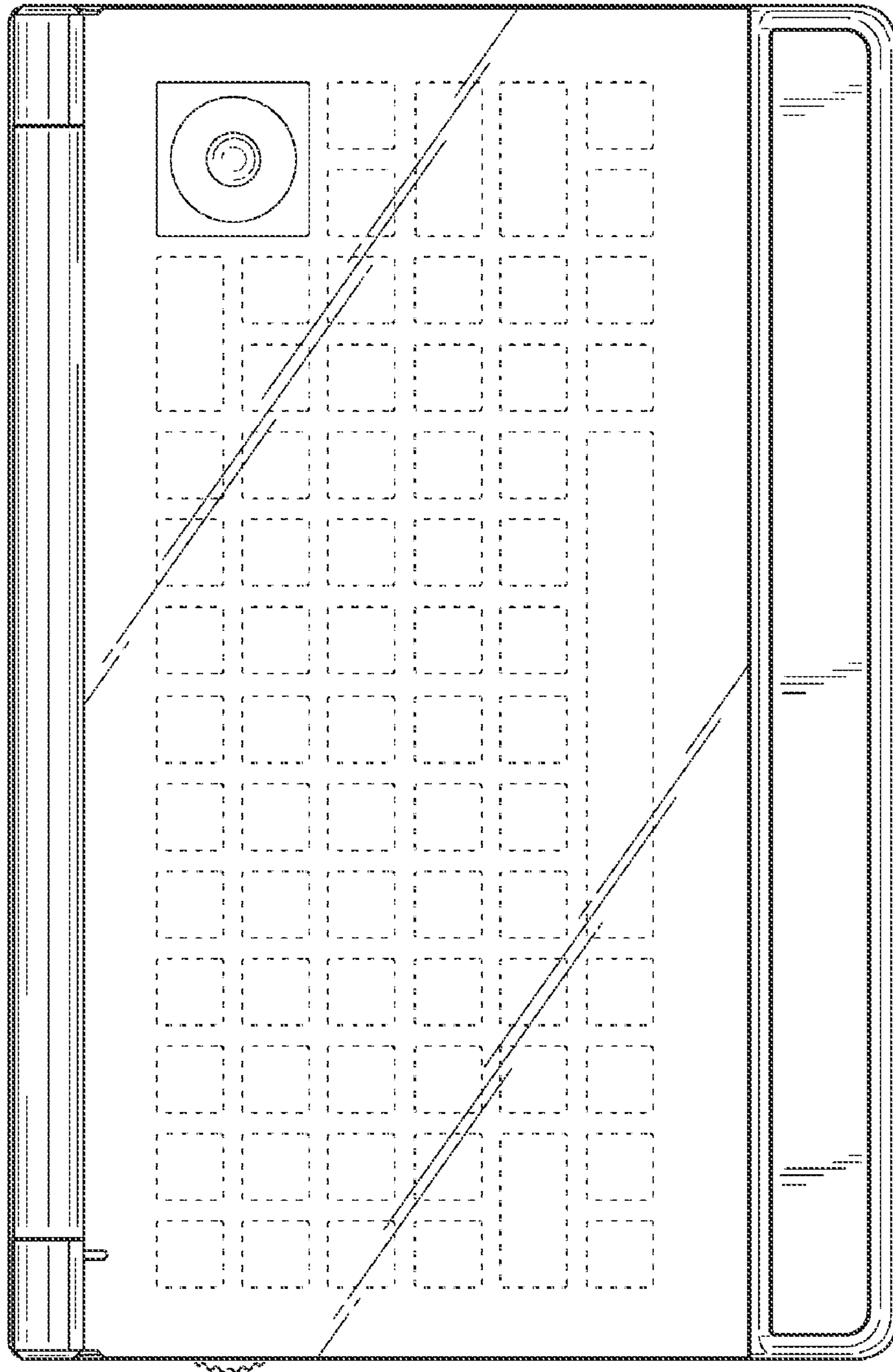


FIG. 2

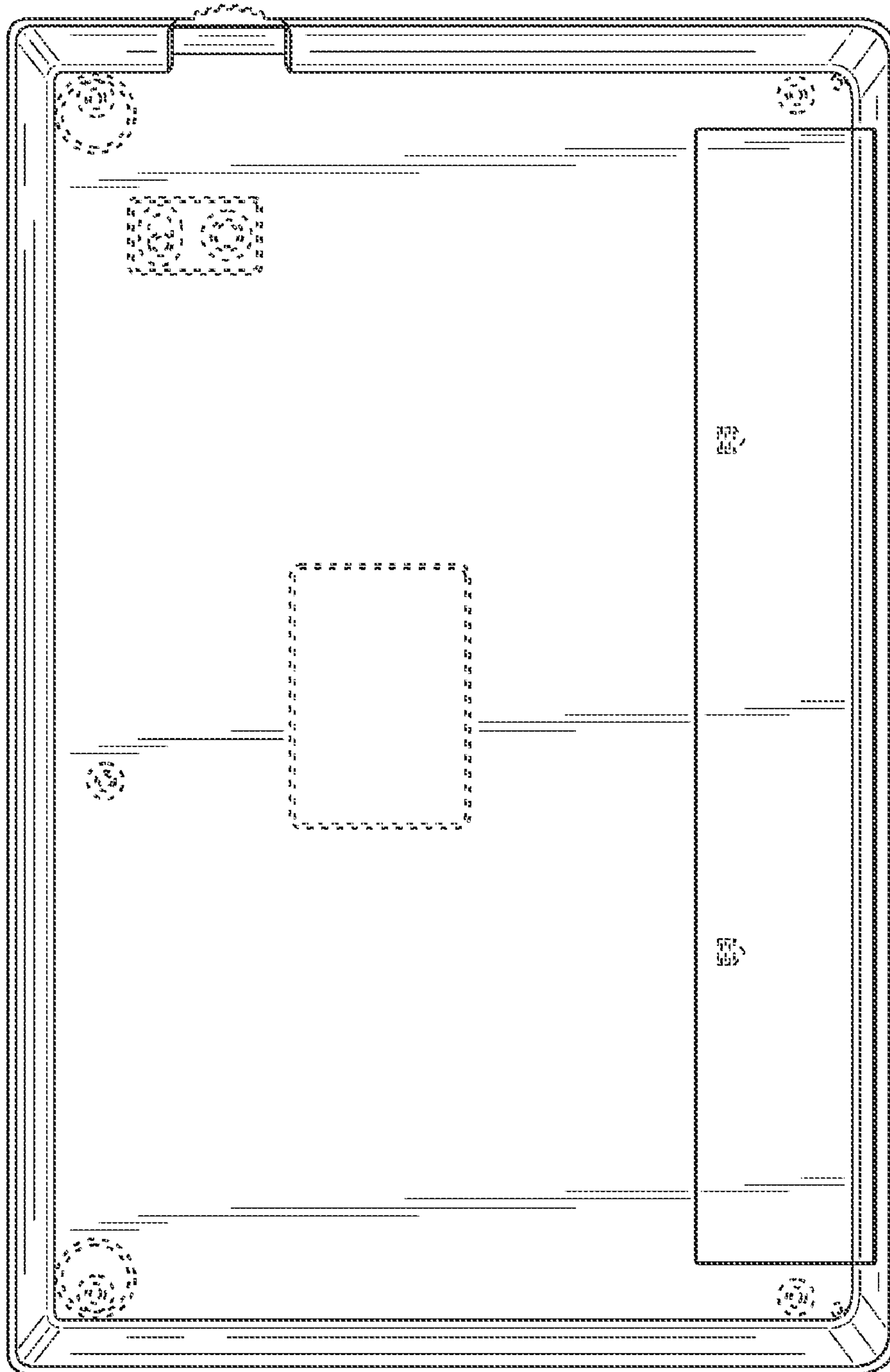


FIG. 3




FIG. 4




FIG. 5




FIG. 6




FIG. 7