



US00D665801S

(12) **United States Design Patent**
Liu

(10) **Patent No.:** **US D665,801 S**

(45) **Date of Patent:** **** Aug. 21, 2012**

(54) **FLAT PANEL DISPLAY**

(75) **Inventor:** **Yao-Sheng Liu**, New Taipei (TW)

(73) **Assignee:** **Acer Incorporated**, New Taipei (TW)

(**) **Term:** **14 Years**

(21) **Appl. No.:** **29/402,396**

(22) **Filed:** **Sep. 23, 2011**

(30) **Foreign Application Priority Data**

Jul. 20, 2011 (TW) 100303722

(51) **LOC (9) Cl.** **14-02**

(52) **U.S. Cl.** **D14/374**

(58) **Field of Classification Search** D14/371-375,
D14/125-129, 336, 337; 341/12; 345/104,
345/156, 168, 173; 348/180, 184, 325, 739;
349/1, 2, 11, 62; 361/679.05-679.07, 679.21,
361/679.22; D6/300, 308

See application file for complete search history.

(56) **References Cited**

U.S. PATENT DOCUMENTS

D483,757 S * 12/2003 Olson et al. D14/371
D554,639 S * 11/2007 Kim et al. D14/375
D578,087 S * 10/2008 Yokota D14/126

D599,756 S * 9/2009 Yokota D14/126
7,609,507 B2 * 10/2009 Sakata et al. 361/679.21
7,612,991 B2 * 11/2009 Sakata et al. 361/679.22
D614,185 S * 4/2010 Chien D14/374
D636,745 S * 4/2011 Yokota et al. D14/126
2008/0019088 A1 * 1/2008 Williams et al. 361/681

* cited by examiner

Primary Examiner — Freda S Nunn

(74) *Attorney, Agent, or Firm* — Jiang Chyun IP Office

(57) **CLAIM**

The ornamental design for a flat panel display, as shown and described.

DESCRIPTION

FIG. 1 is a perspective view of a flat panel display showing my new design.

FIG. 2 is another perspective view thereof.

FIG. 3 is a front view thereof.

FIG. 4 is a rear view thereof.

FIG. 5 is a left side view thereof.


FIG. 6 is a right side view thereof.

FIG. 7 is a top view thereof; and,

FIG. 8 is a bottom view thereof.

Broken lines shown in the drawings illustrate portions of the flat panel display, and form no part of the claimed design.

1 Claim, 6 Drawing Sheets






FIG. 1




FIG. 2

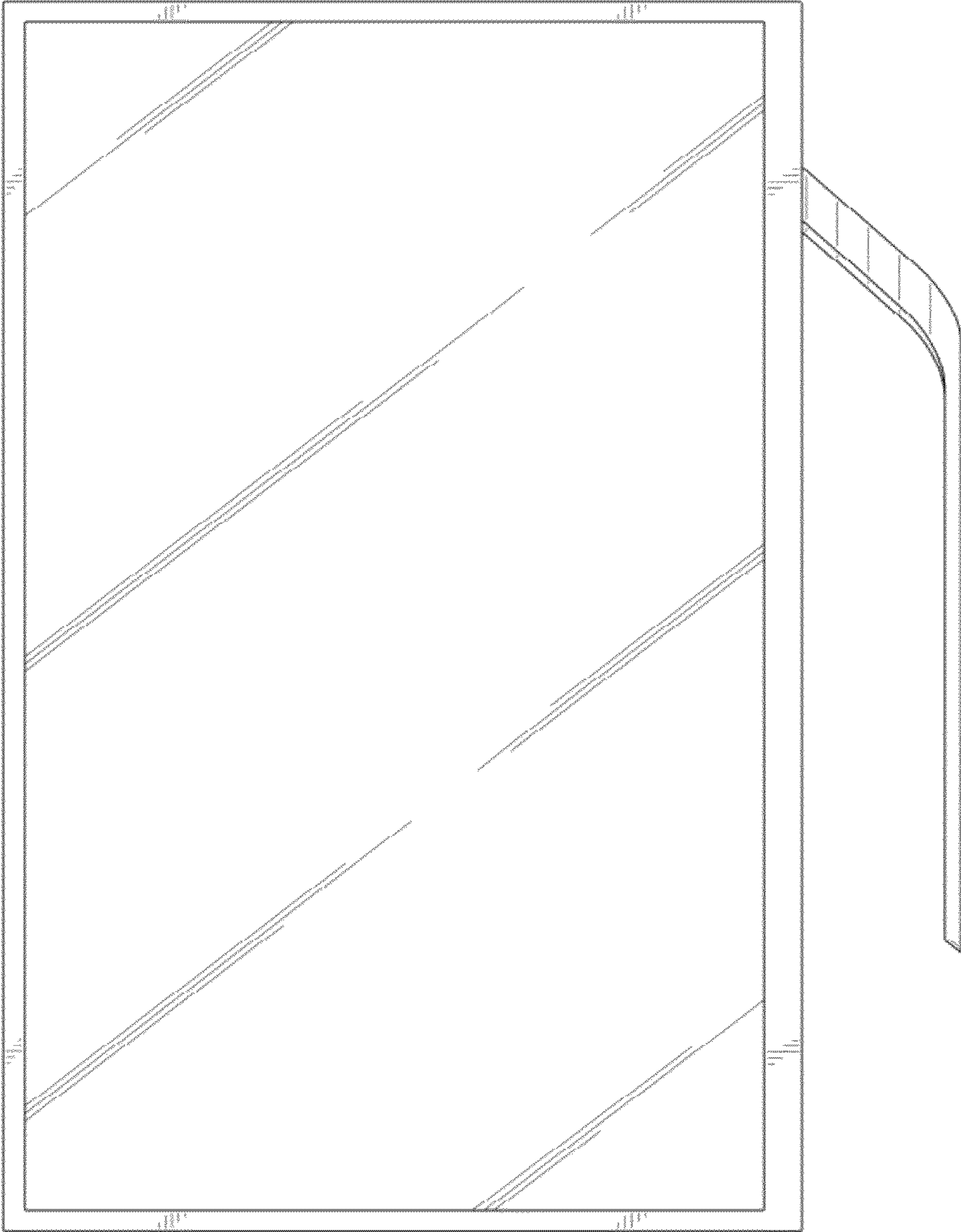


FIG. 3

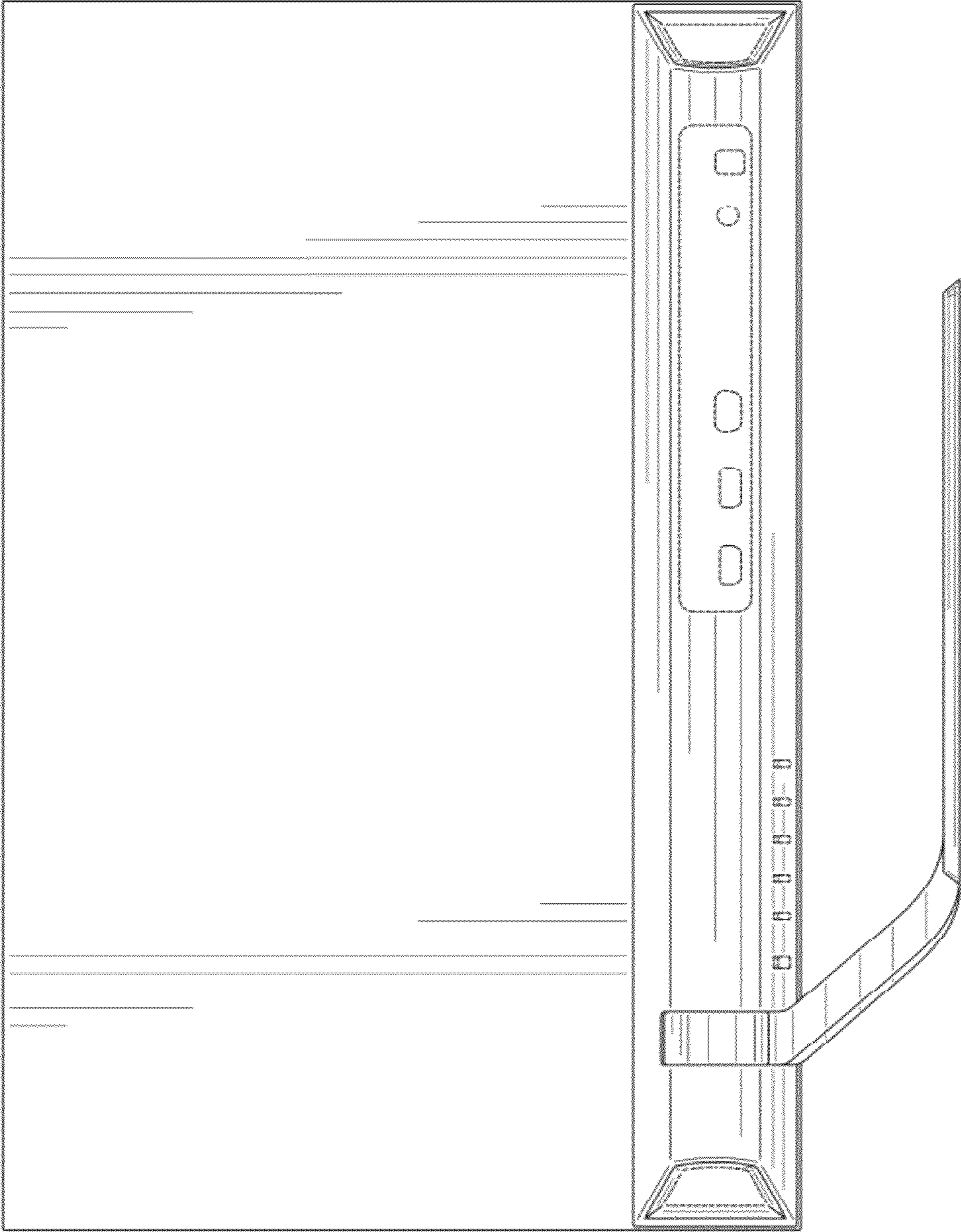


FIG. 4



FIG. 6




FIG. 5

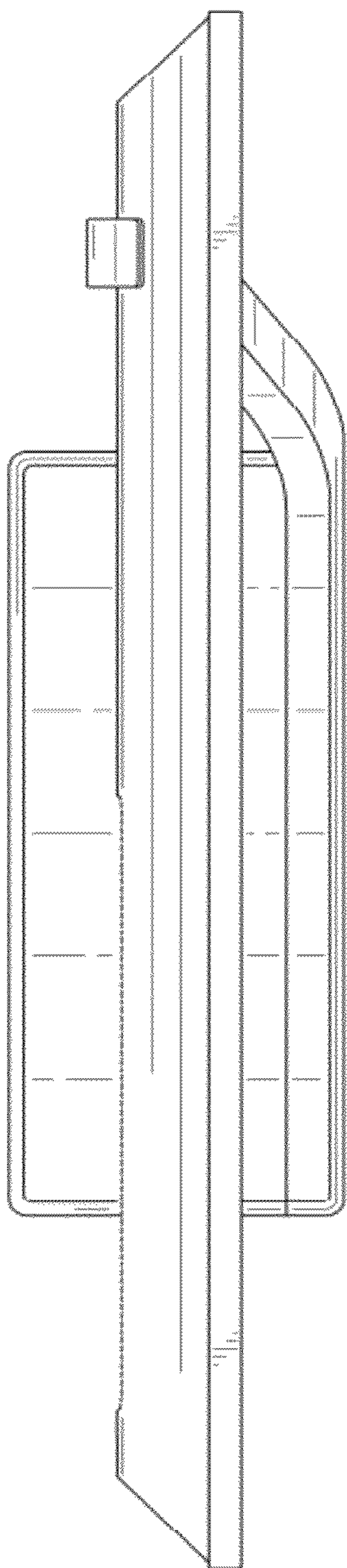


FIG. 7




FIG. 8