



US00D665757S

(12) **United States Design Patent**  
**Seidl et al.**

(10) **Patent No.:** **US D665,757 S**

(45) **Date of Patent:** **\*\* Aug. 21, 2012**

(54) **CONTROLLER**

(75) Inventors: **Kenneth G. Seidl**, Port Washington, WI (US); **Edward Nowak**, West Bend, WI (US); **Paul F. Stangl**, West Bend, WI (US)

(73) Assignee: **Raffel Systems, LLC**, Germantown, WI (US)

(\*\*) Term: **14 Years**

(21) Appl. No.: **29/394,315**

(22) Filed: **Jun. 15, 2011**

(51) **LOC (9) Cl.** ..... **14-03**

(52) **U.S. Cl.** ..... **D13/168**

(58) **Field of Classification Search** ..... D13/168, D13/177; D10/104.1, 106.1; D14/218; D21/324; 315/158, 295; 340/4.3, 4.42, 12.22, 12.23, 340/12.24, 12.29, 12.3, 13.2, 13.21, 13.24; 341/176; 345/169; 348/734; 455/352; 463/39; 700/17, 65, 83

See application file for complete search history.

(56) **References Cited**

**U.S. PATENT DOCUMENTS**

D375,909 S \* 11/1996 Dziarsk et al. .... D10/106.1  
D379,009 S \* 4/1997 Osiecki ..... D14/167

D452,520 S \* 12/2001 Gotham et al. .... D16/235  
D495,665 S \* 9/2004 Stekelenburg ..... D13/168  
D526,973 S \* 8/2006 Gates et al. .... D13/184  
D533,513 S \* 12/2006 Marchetto et al. .... D13/168  
D595,670 S \* 7/2009 Glassman et al. .... D13/168  
D602,916 S \* 10/2009 Won et al. .... D14/218  
D627,306 S \* 11/2010 Charleux ..... D13/168  
D636,380 S \* 4/2011 Valeur ..... D14/218  
D654,031 S \* 2/2012 Seki et al. .... D13/168  
8,188,842 B2 \* 5/2012 Otsuka et al. .... 340/12.22  
D662,065 S \* 6/2012 Cook ..... D13/168

\* cited by examiner

*Primary Examiner* — Selina Sikder

(74) *Attorney, Agent, or Firm* — Casimir Jones S.C.

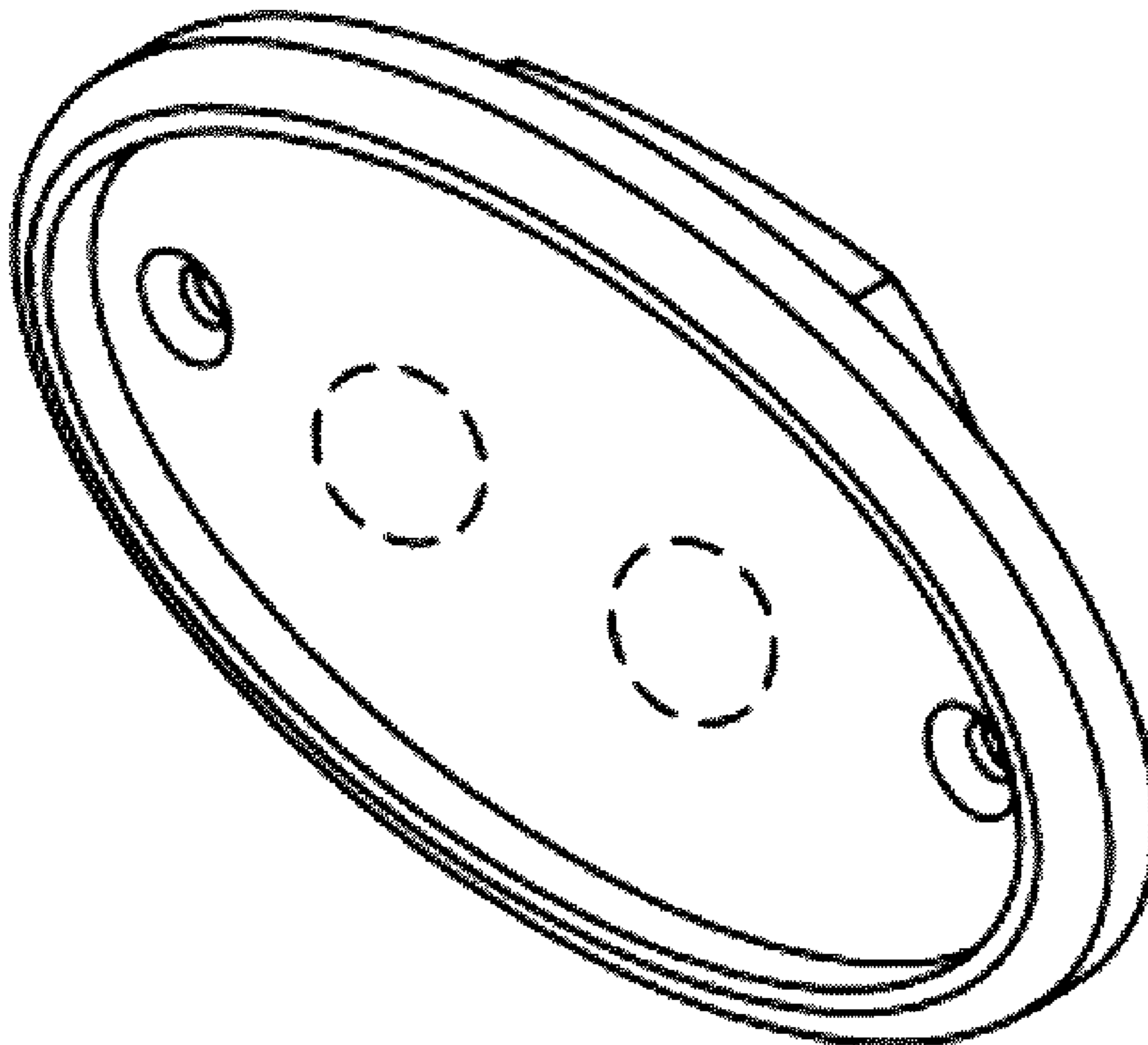
(57) **CLAIM**

The ornamental design for a controller, as shown and described.

**DESCRIPTION**

FIG. 1 is a perspective view showing our new design; FIG. 2 is a front elevational view thereof; FIG. 3 is a rear elevational view thereof; FIG. 4 is a top plan view thereof; FIG. 5 is a bottom plan view thereof; FIG. 6 is a left side elevational view thereof; and, FIG. 7 is a right side elevational view thereof. The broken lines in the drawings depict unclaimed environmental subject matter.

**1 Claim, 1 Drawing Sheet**



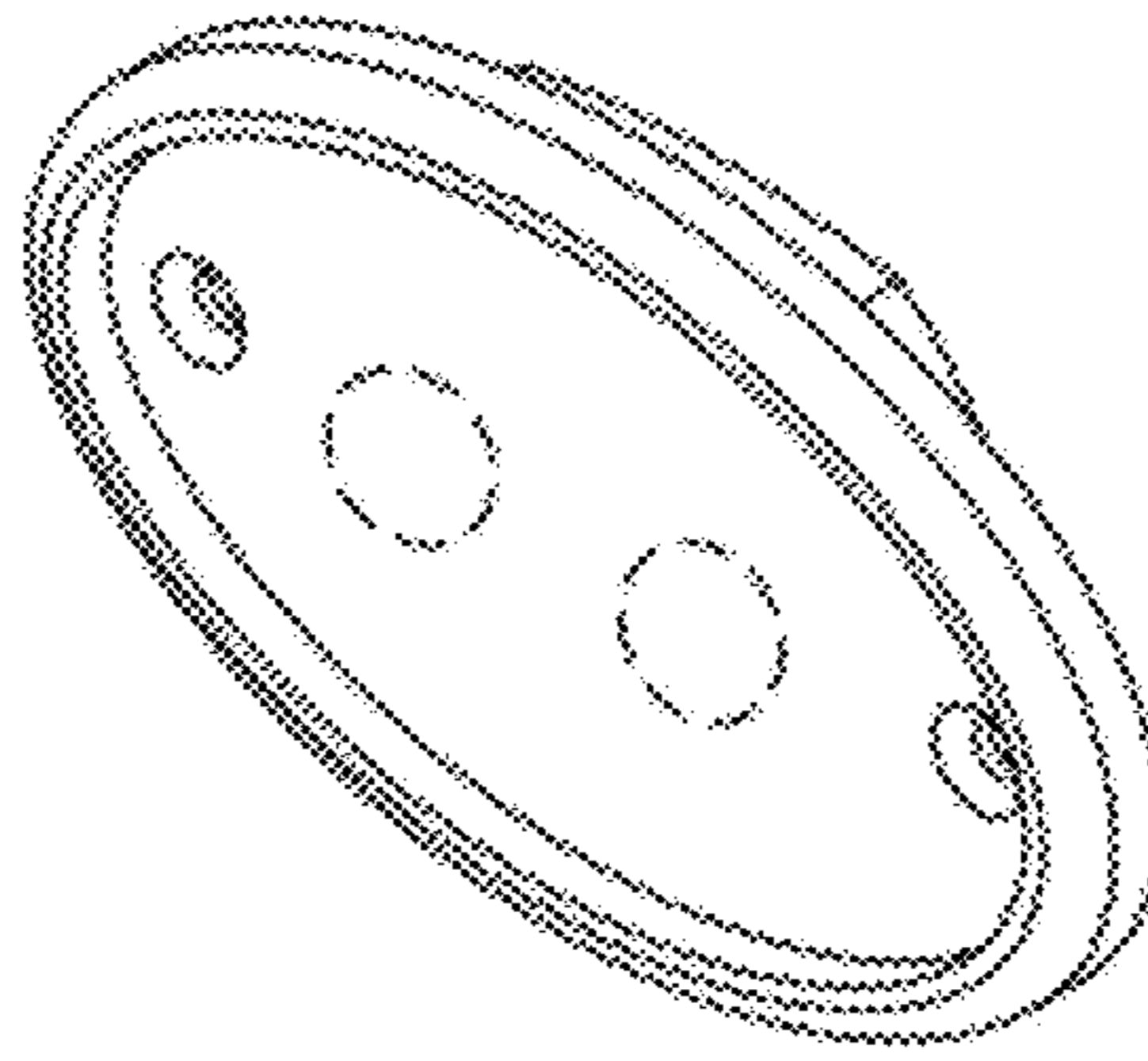


FIG. 1

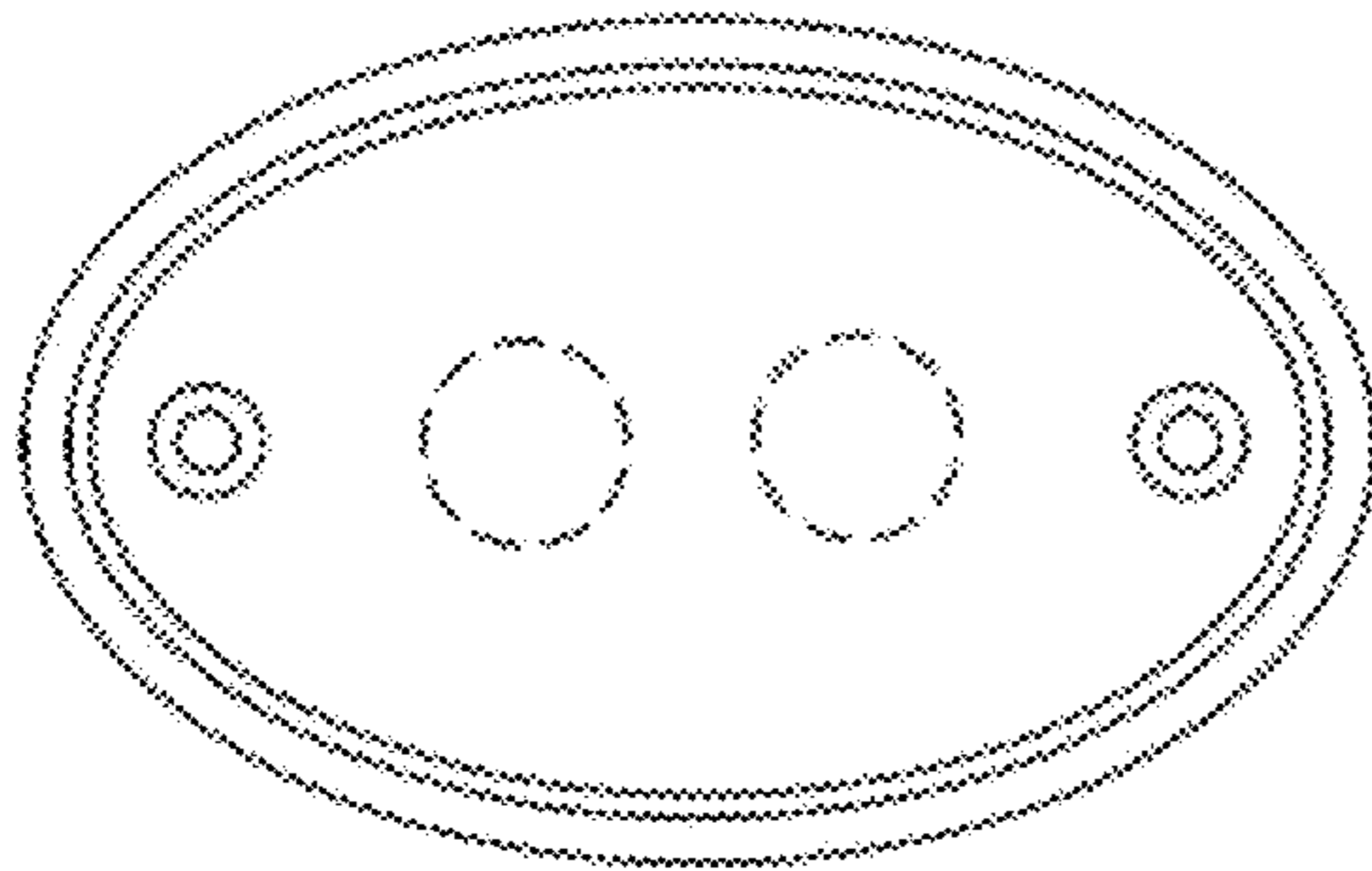


FIG. 2

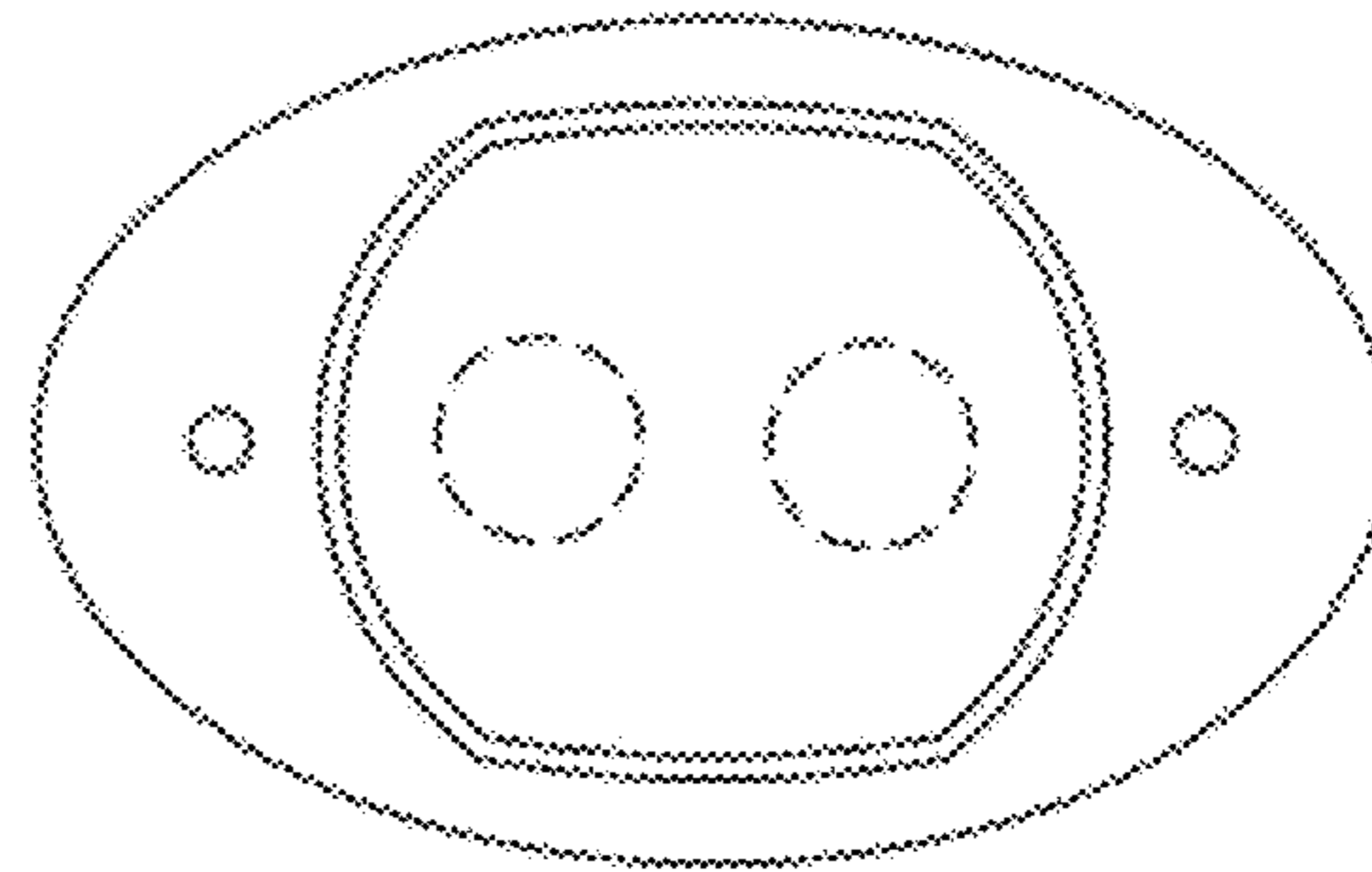


FIG. 3




FIG. 4




FIG. 5




FIG. 6




FIG. 7