

US00D665749S

(12) **United States Design Patent**
Dong

(10) **Patent No.:** **US D665,749 S**

(45) **Date of Patent:** **** Aug. 21, 2012**

(54) **CHARGER**

(75) Inventor: **Mary Dong**, City of Industry, CA (US)

(73) Assignee: **Valor Communication, Inc.**, City of Industry, CA (US)

(**) Term: **14 Years**

(21) Appl. No.: **29/391,931**

(22) Filed: **May 13, 2011**

(51) **LOC (9) Cl.** **13-03**

(52) **U.S. Cl.** **D13/144**

(58) **Field of Classification Search** D13/107,
D13/108, 110, 118, 119, 120, 133, 144, 154,
D13/184, 199; 320/107-109; 363/13, 146;
439/300, 620.01, 638, 668-670, 675, 825
See application file for complete search history.

(56) **References Cited**

U.S. PATENT DOCUMENTS

- 2,605,318 A * 7/1952 Morgenstern 439/668
- 2,954,544 A * 9/1960 Focosi 439/668
- D349,096 S * 7/1994 Hyvonen D13/107
- D357,225 S * 4/1995 Sasa et al. D13/144

- D401,222 S * 11/1998 LeBlanc D13/144
- D473,191 S * 4/2003 Shen D13/144
- D474,448 S * 5/2003 Bosch D13/144

* cited by examiner

Primary Examiner — Daniel Bui

(74) *Attorney, Agent, or Firm* — Marc E. Hankin; Kevin Schraven; Hankin Patent Law, APC


(57) **CLAIM**

The ornamental design for a charger, as shown.

DESCRIPTION

FIG. 1 is a top and right side perspective view of a charger showing my new design;
 FIG. 2 is a bottom plan view thereof;
 FIG. 3 is a top plan view thereof;
 FIG. 4 is a front elevation view thereof;
 FIG. 5 is a back elevation view thereof;
 FIG. 6 is a left side elevation view thereof; and,
 FIG. 7 is a right side elevation view thereof.
 The broken line portion of the figure drawings is included to show unclaimed subject matter only and forms no part of the claimed design.

1 Claim, 4 Drawing Sheets



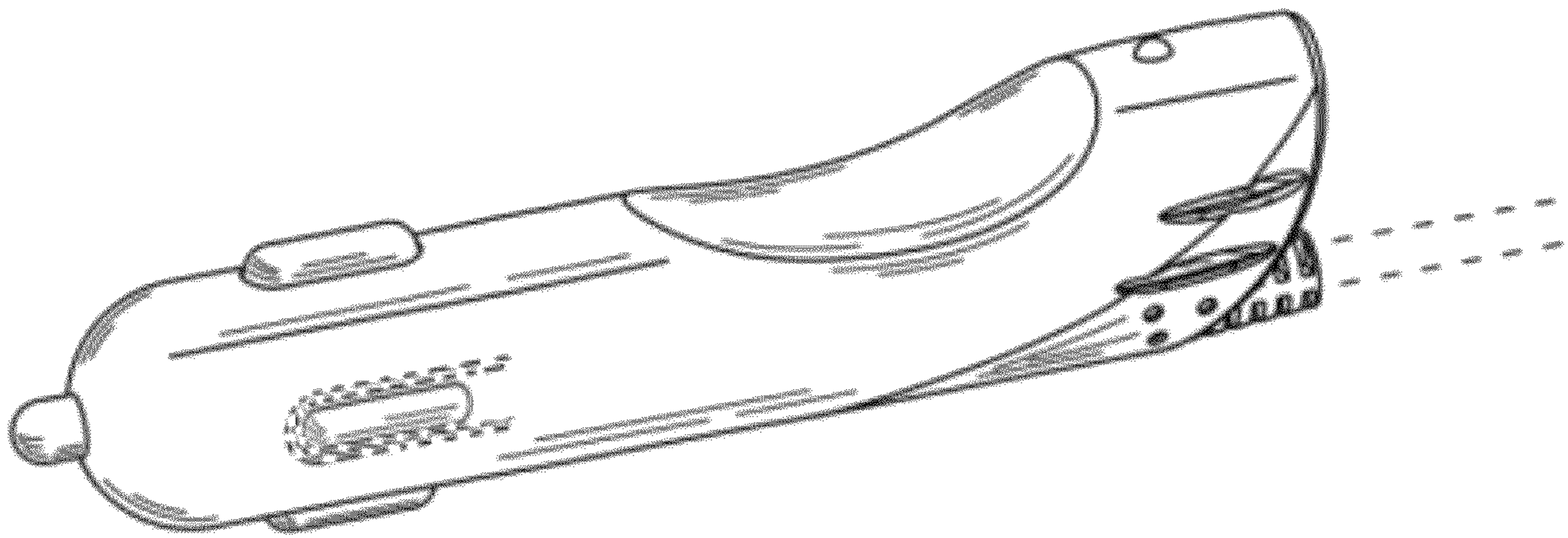


FIG. 1

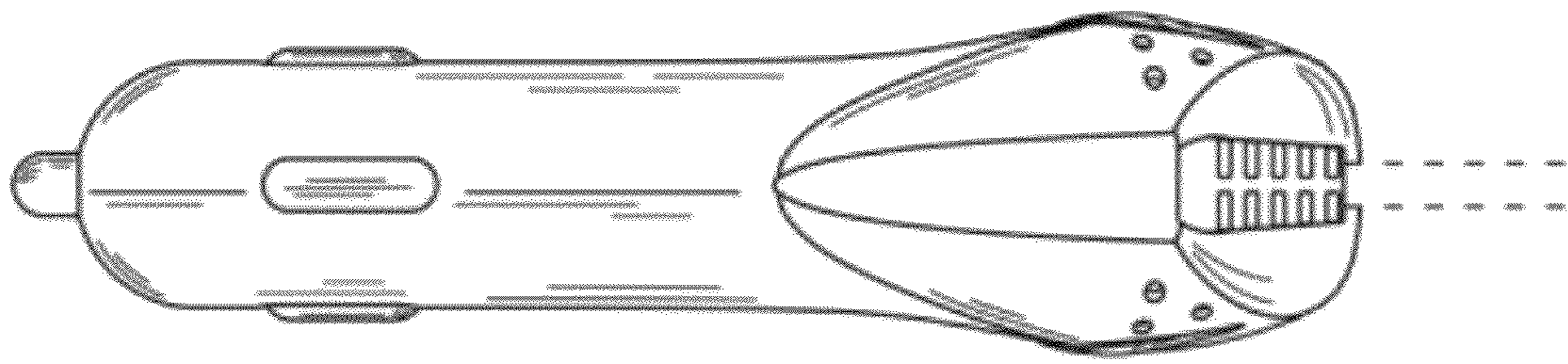


FIG. 2

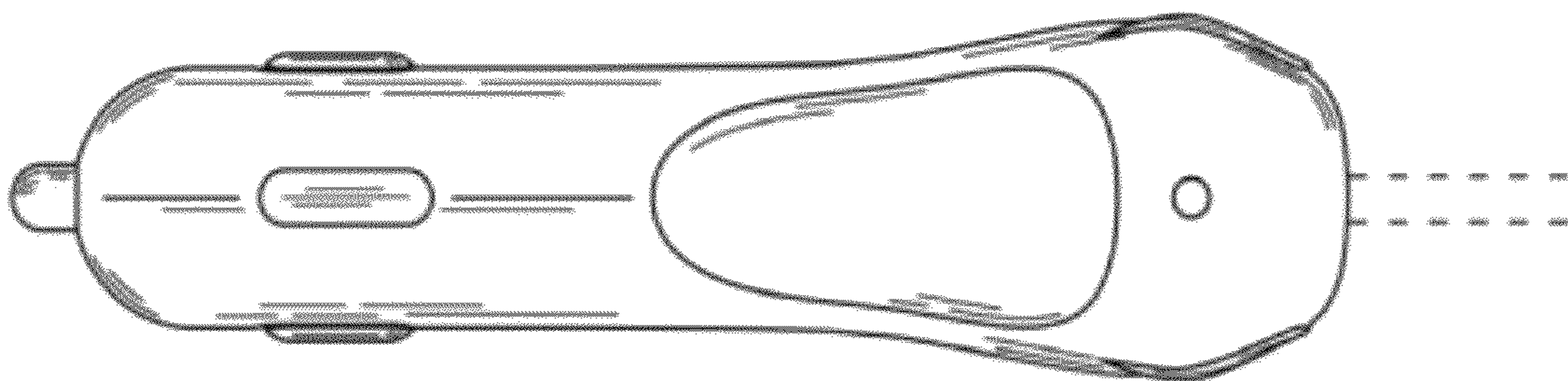


FIG. 3

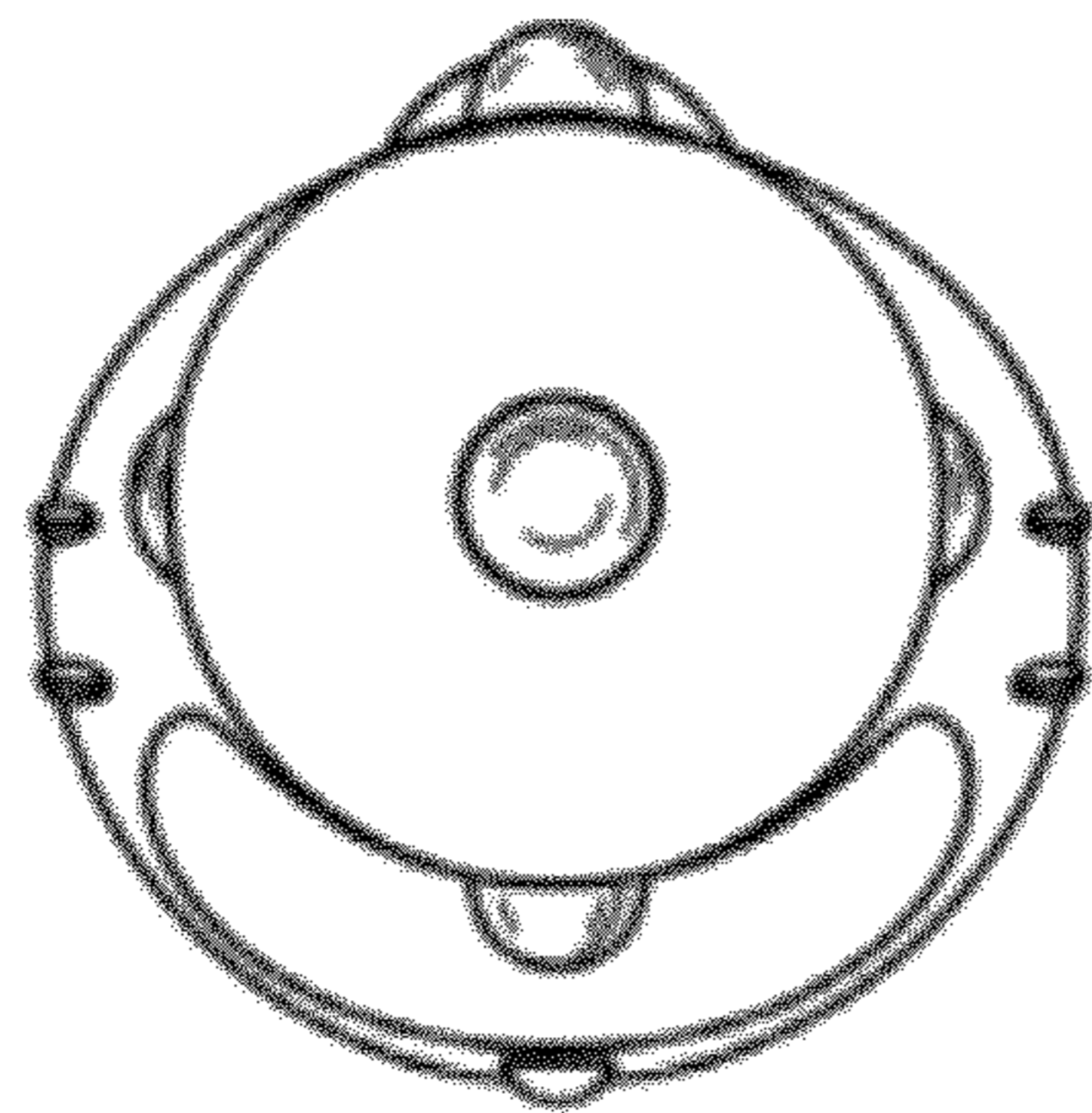


FIG. 4

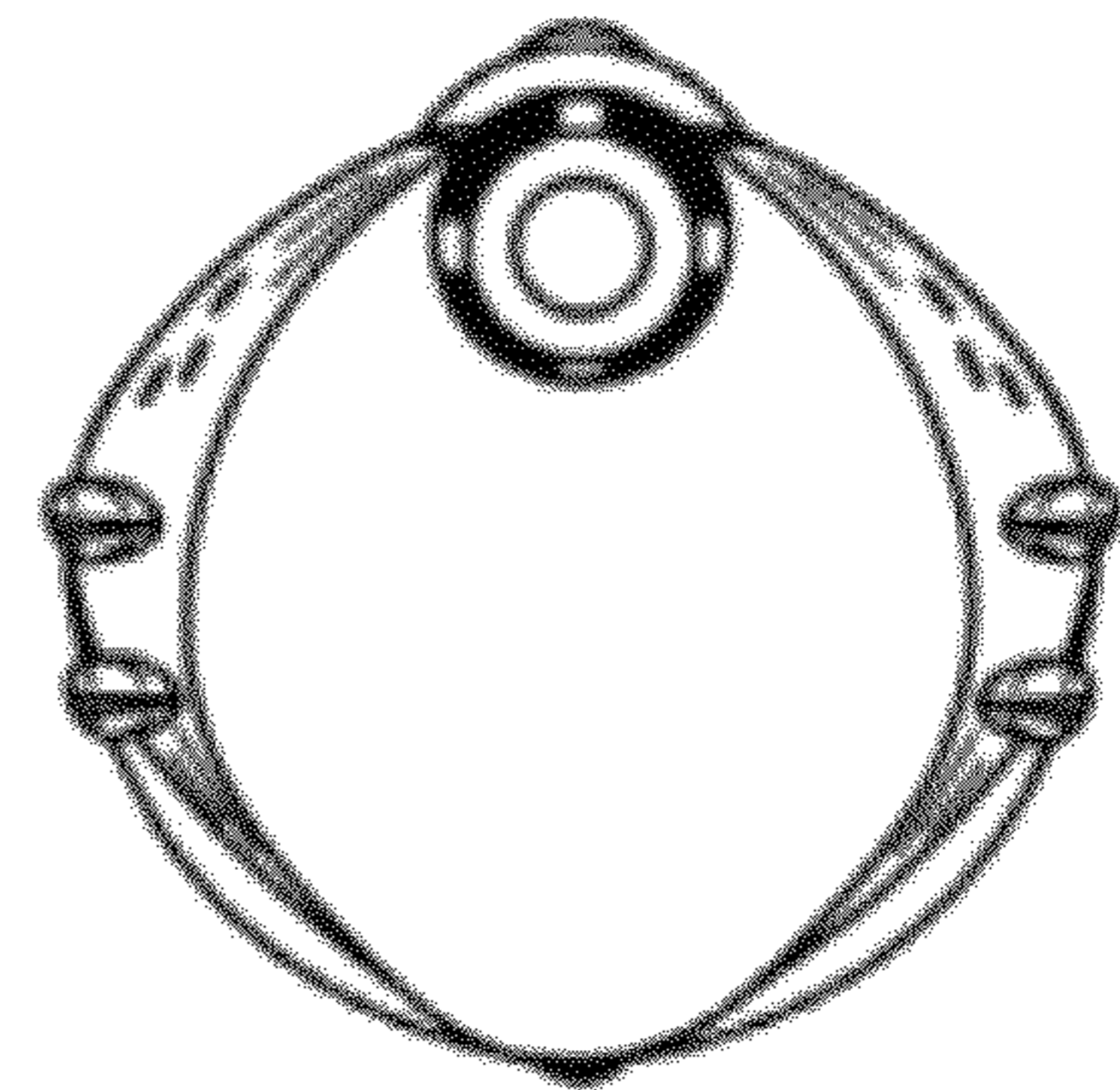


FIG. 5

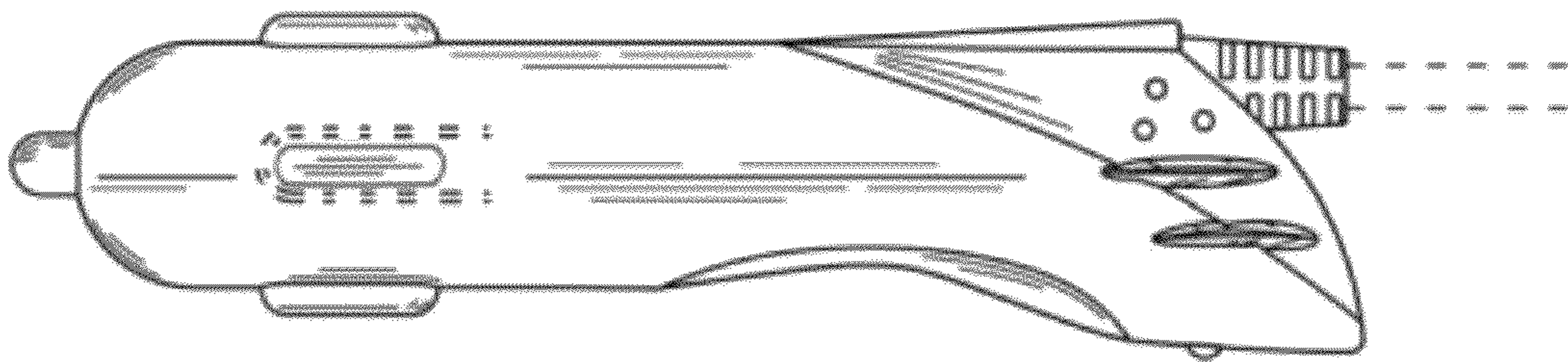


FIG. 6

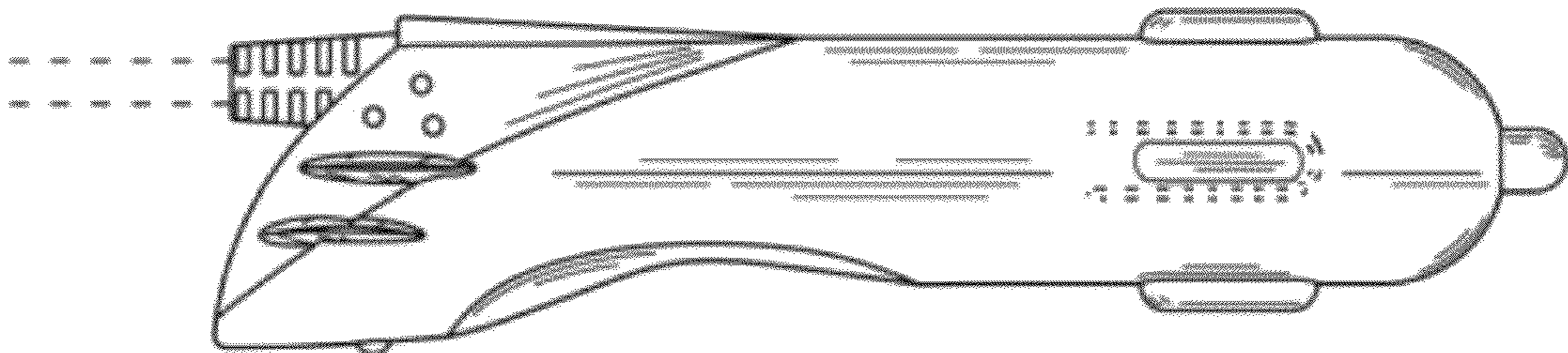


FIG. 7