



US00D665744S

(12) **United States Design Patent**
Yamauchi et al.

(10) **Patent No.:** **US D665,744 S**

(45) **Date of Patent:** **** Aug. 21, 2012**

(54) **OPTICAL FIBER CONNECTOR**

(75) Inventors: **Isao Yamauchi**, Tokyo (JP); **Yasuhiro Hyakutake**, Tokyo (JP); **Satoshi Kano**, Tokyo (JP)

(73) Assignee: **Adamant Kogyo Co., Ltd.**, Tokyo (JP)

(**) Term: **14 Years**

(21) Appl. No.: **29/371,436**

(22) Filed: **Feb. 28, 2011**

(30) **Foreign Application Priority Data**

Sep. 28, 2010 (JP) 2010-023121

(51) **LOC (9) Cl.** **13-03**

(52) **U.S. Cl.** **D13/133; D13/154**

(58) **Field of Classification Search** D13/133,
D13/154, 184, 199; 385/53, 55, 56, 72, 76,
385/78, 84; 439/180, 246, 252, 374, 378,
439/379, 380, 381, 578, 668, 892, 894

See application file for complete search history.

(56) **References Cited**

U.S. PATENT DOCUMENTS

3,545,080 A * 12/1970 Evans 29/874
D223,109 S * 3/1972 Murphy D13/133
5,575,666 A * 11/1996 Dent 439/82
5,915,057 A * 6/1999 Weigel 385/76
6,224,270 B1 * 5/2001 Nakajima et al. 385/78
6,318,905 B1 * 11/2001 Valencia et al. 385/78
6,595,697 B2 * 7/2003 Hirabayashi et al. 385/78

6,709,167 B2 * 3/2004 Ishibashi et al. 385/78
2003/0161586 A1 * 8/2003 Hirabayashi 385/78
2004/0264874 A1 * 12/2004 Grabbe 385/71
2010/0069721 A1 * 3/2010 Webler et al. 600/182

* cited by examiner

Primary Examiner — Daniel Bui

(74) *Attorney, Agent, or Firm* — Manabu Kanesaka

(57) **CLAIM**

The ornamental design for an optical fiber connector, as shown and described.

DESCRIPTION

FIG. 1 is a front view of an optical fiber connector showing our new design;

FIG. 2 is a rear view thereof;

FIG. 3 is a right side view thereof;

FIG. 4 is a left side view thereof;

FIG. 5 is a top plan view thereof;

FIG. 6 is a bottom plan view thereof;

FIG. 7 is a sectional view taken along line 7-7 in FIG. 1;

FIG. 8 is a perspective view thereof; and,

FIG. 9 is a perspective view thereof, in an use condition.

The article pertaining to the design of the subject application constitutes a type of an optical fiber connector 1 which holds an optical fiber cable 2 and connects an end of an optical fiber of the optical fiber cable to an adaptor. The broken line portion of the figure drawings is included to show unclaimed environment only and forms no part of the claimed design.

1 Claim, 9 Drawing Sheets

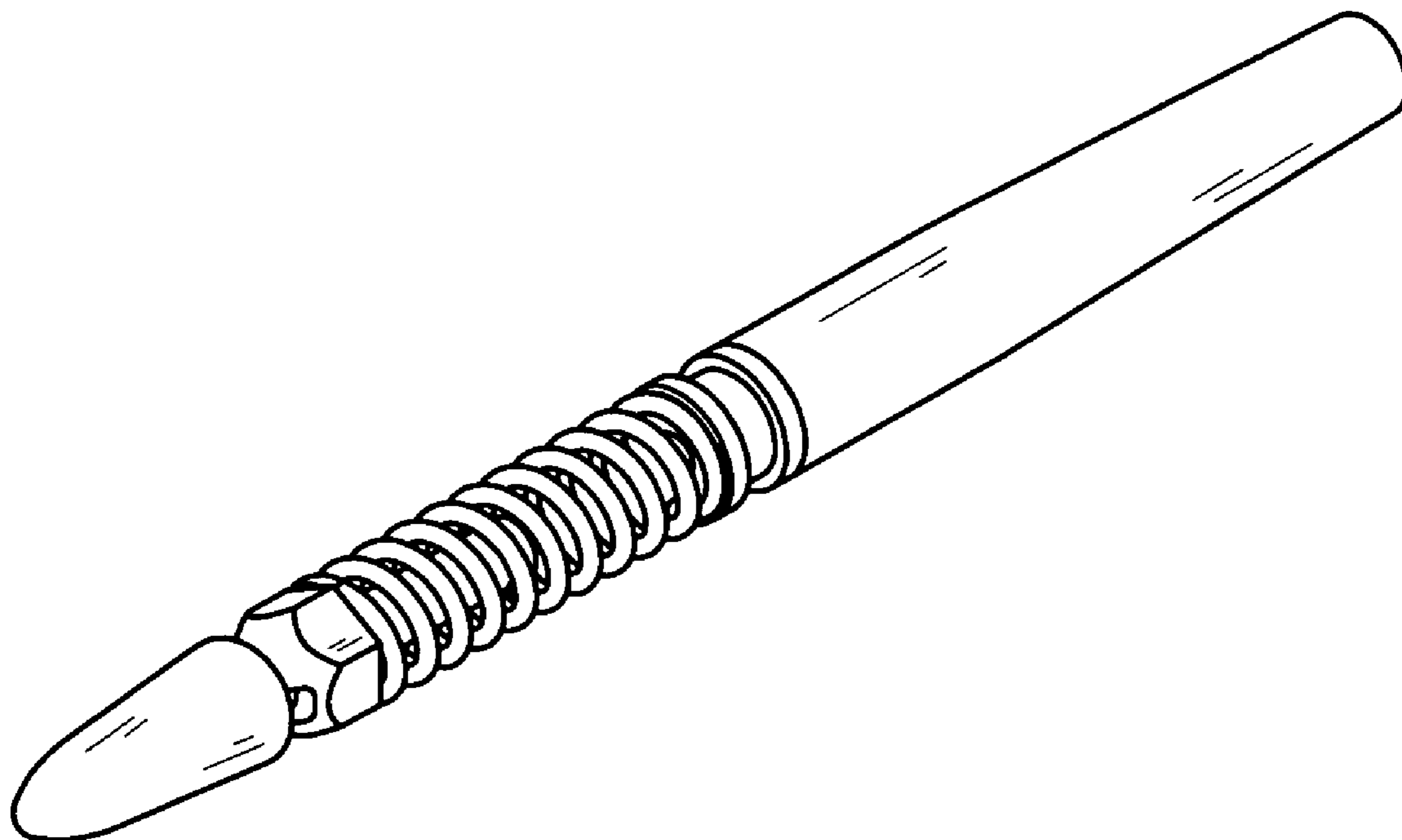


Fig. 1

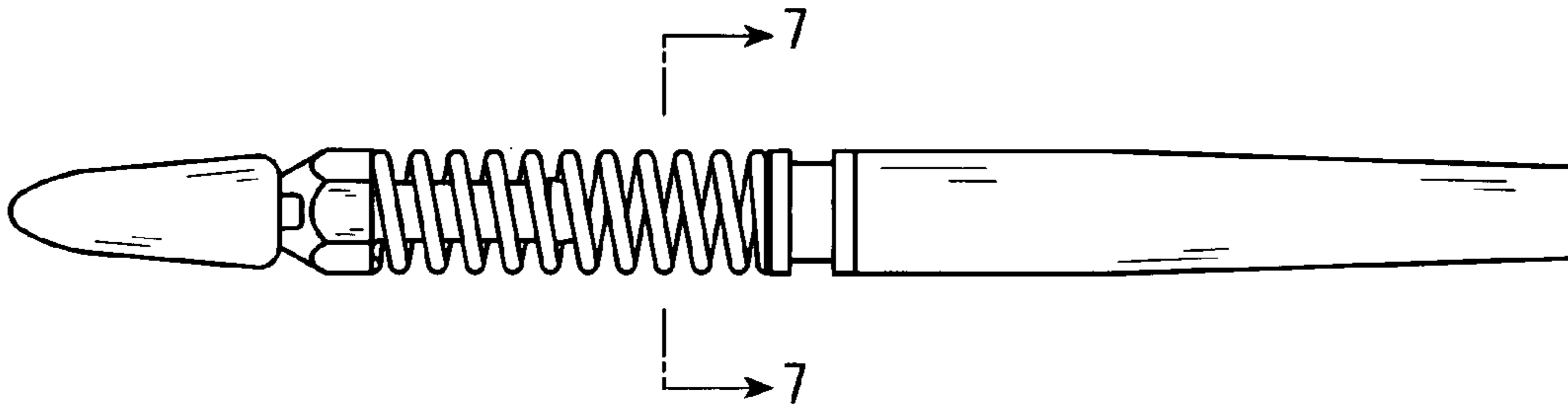


Fig.2



Fig.3



Fig.4



Fig.5



Fig.6



Fig.7



Fig.8

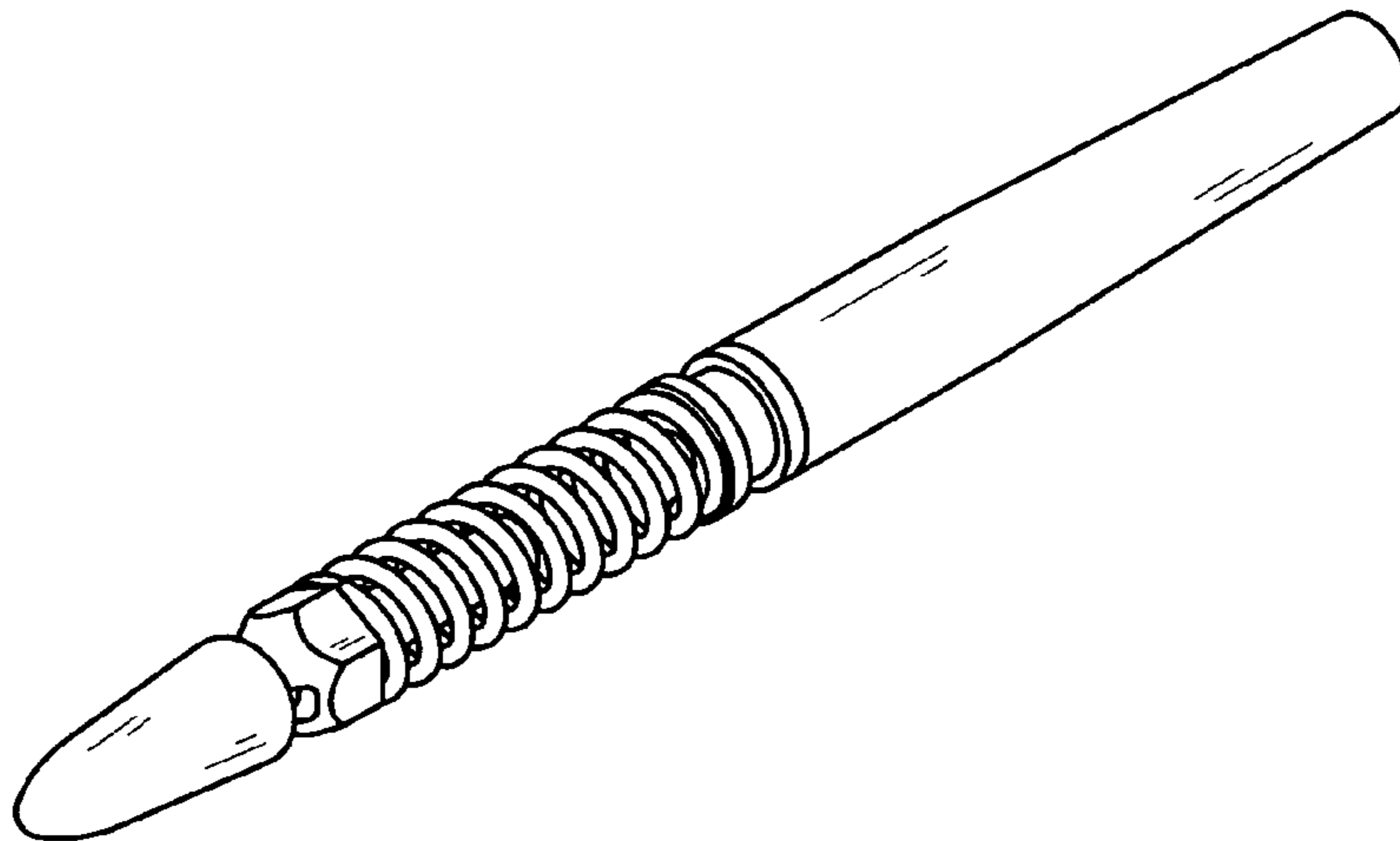


Fig.9

