

US00D665721S

(12) **United States Design Patent**
Beachy

(10) **Patent No.:** **US D665,721 S**

(45) **Date of Patent:** **** Aug. 21, 2012**

(54) **SHADE DEVICE**

(76) Inventor: **Allen L. Beachy**, Fort Smith, AR (US)

(**) Term: **14 Years**

(21) Appl. No.: **29/395,044**

(22) Filed: **Nov. 15, 2011**

(51) **LOC (9) Cl.** **12-16**

(52) **U.S. Cl.** **D12/401**

(58) **Field of Classification Search** D12/401-405;
160/370.21, 370.22, 370.23; 150/158, 165-167;
296/136.01, 95.1, 84.1, 77.1; 224/328; 135/88.01,
135/88.1, 91, 93, 95; 280/770

See application file for complete search history.

(56) **References Cited**

U.S. PATENT DOCUMENTS

3,476,032 A	11/1969	Mattly	
3,917,340 A	11/1975	Aguirre	296/137
3,992,053 A	11/1976	Hrytzak et al.	296/136
4,432,581 A	2/1984	Guma	296/136
4,684,165 A	8/1987	Becker	296/136
4,805,654 A	2/1989	Wang	135/88
4,825,889 A	5/1989	Monteith	135/88
4,929,016 A	5/1990	Kastanis	296/136
4,944,321 A	7/1990	Moyet-Ortiz	135/88
4,998,768 A	3/1991	Wu	296/136
5,040,557 A	8/1991	Morgan	135/88
5,064,239 A *	11/1991	Folcik	296/97.7
5,188,417 A *	2/1993	Curchod	296/136.04
5,292,167 A *	3/1994	Hellman	296/95.1
5,388,883 A	2/1995	Yang	296/136
5,401,074 A	3/1995	Timerman	296/136
5,435,362 A	7/1995	Chiang	150/166
D364,846 S *	12/1995	Kelsey et al.	D12/401
5,762,393 A	6/1998	Darmas, Sr.	296/98
5,816,310 A	10/1998	Wu	166/370.21
6,056,347 A	5/2000	D'Adamo	296/136
6,059,010 A	5/2000	Yang	160/370.22
6,070,629 A	6/2000	Whiteside	150/166
6,568,737 B1	5/2003	Li	296/95.1
6,578,900 B1	6/2003	Riportella	296/136
6,641,203 B1	11/2003	Everett	296/136.11

6,789,838 B1	9/2004	Rubin	296/152
6,935,674 B1	8/2005	Campos	296/98
6,981,509 B2	1/2006	Sharapov	135/88.11
7,159,631 B2	1/2007	Yang	150/166
7,172,234 B2	2/2007	Chang	296/95.1
7,216,658 B1	5/2007	Navarro	135/143
7,337,793 B2	3/2008	Chen	135/88.07
7,354,096 B2	4/2008	Hacker	296/136.12
D600,189 S *	9/2009	Swanston	D12/401

(Continued)

Primary Examiner — Caron D Veynar

Assistant Examiner — Katrina A Betton

(74) *Attorney, Agent, or Firm* — Keisling & Pieper, PLC;
Stephen D. Schrantz

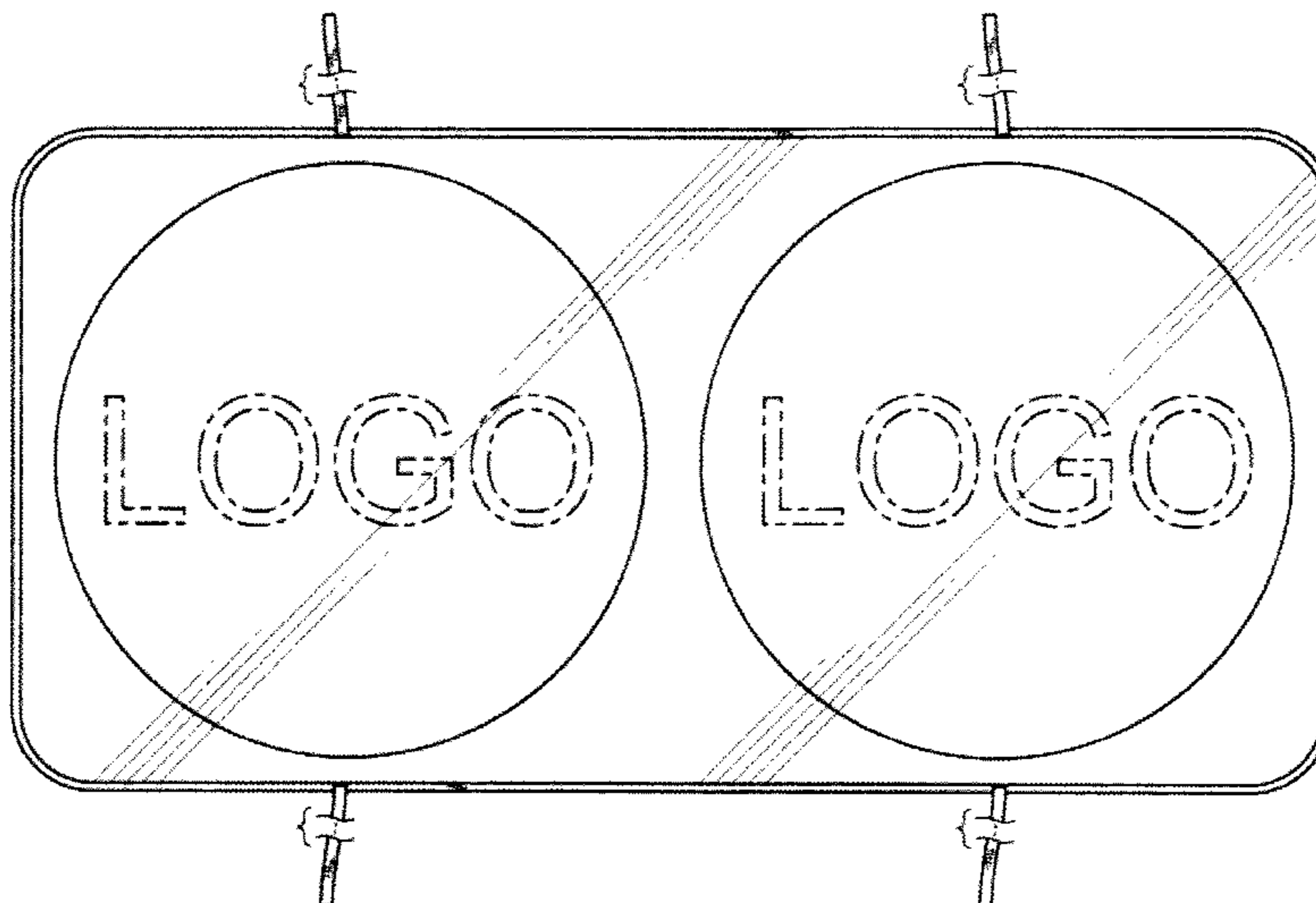
(57) **CLAIM**

The ornamental design for a shade device, as shown and described.

DESCRIPTION

A portion of the disclosure of this patent document contains material which is subject to intellectual property rights such as but not limited to copyright, trademark, and/or trade dress protection. The owner has no objection to the facsimile reproduction by anyone of the patent document or the patent disclosure as it appears in the Patent and Trademark Office patent files or records but otherwise reserves all rights whatsoever. FIG. 1 is a top perspective view of the present invention; FIG. 2 is a bottom perspective thereof; FIG. 3 is a top view thereof; FIG. 4 is a bottom view thereof; FIG. 5 is a right side view thereof, the left side view being a mirror image of the right side view; FIG. 6 is a front view thereof, the rear view being a mirror image of the front view; and, FIG. 7 is an environmental view thereof. The breaks in the drawing figures show no specific length. In the drawings, the broken lines depict portions of the shade device that form no part of the claim.

1 Claim, 3 Drawing Sheets



US D665,721 S

Page 2

U.S. PATENT DOCUMENTS

2006/0162873	A1	7/2006	Dao	160/122	2009/0072578	A1	3/2009	Wang	296/136.12
2006/0225822	A1	10/2006	Chen	150/166	2009/0261614	A1*	10/2009	Haas	296/95.1
2006/0267372	A1	11/2006	Funk	296/136.12	2009/0284039	A1*	11/2009	Alacqua et al.	296/97.4
2008/0053504	A1	3/2008	Al-Mutairi	135/88.06	2011/0017412	A1*	1/2011	MacNeil	160/370.21
2008/0135145	A1	6/2008	Hsieh et al.	150/166	2011/0088854	A1*	4/2011	Lowe	160/370.21
2009/0038766	A1	2/2009	Steinke et al.	439/541.5	2011/0109116	A1*	5/2011	Mitchell	296/95.1

* cited by examiner

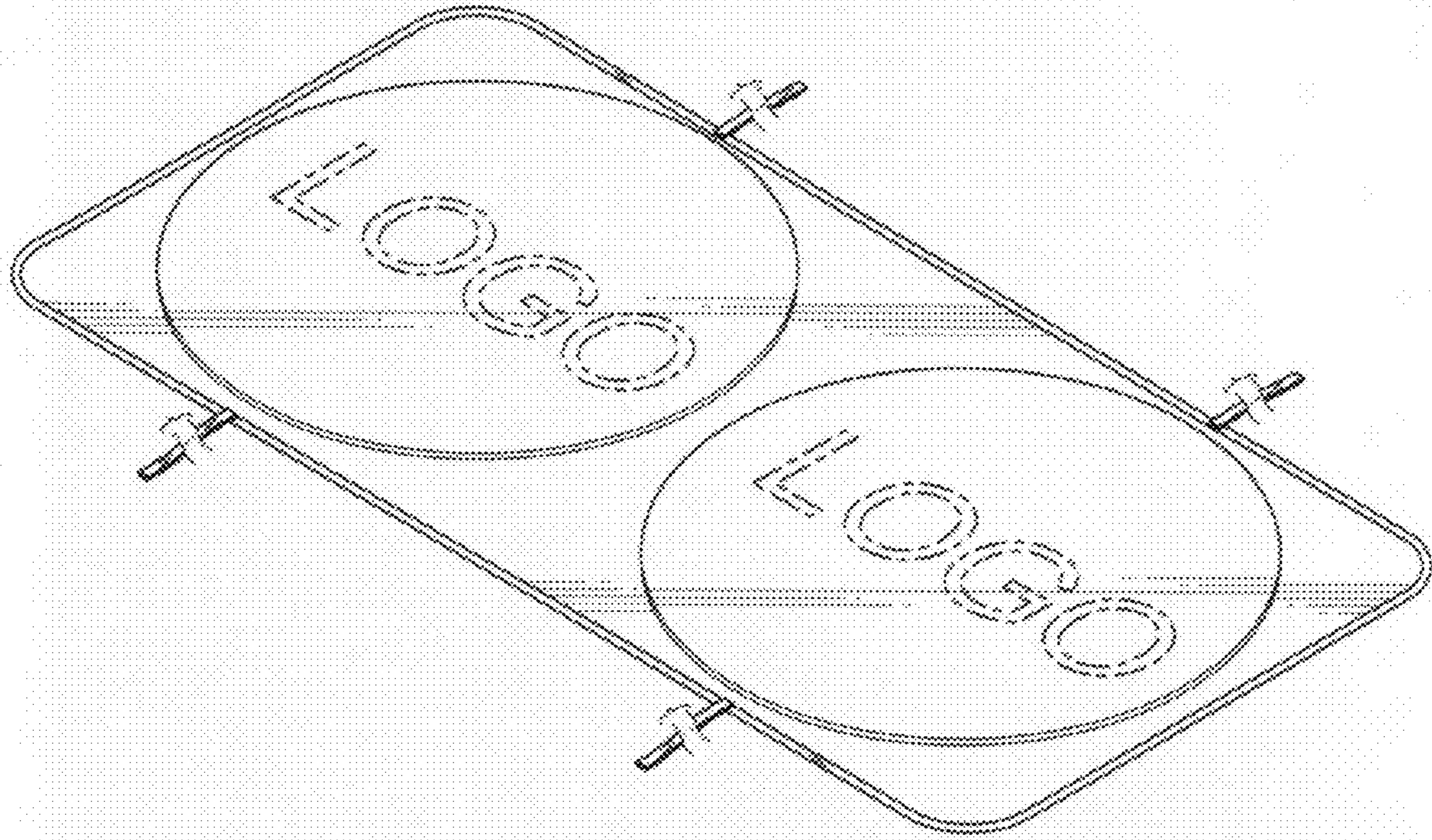


FIG. 1

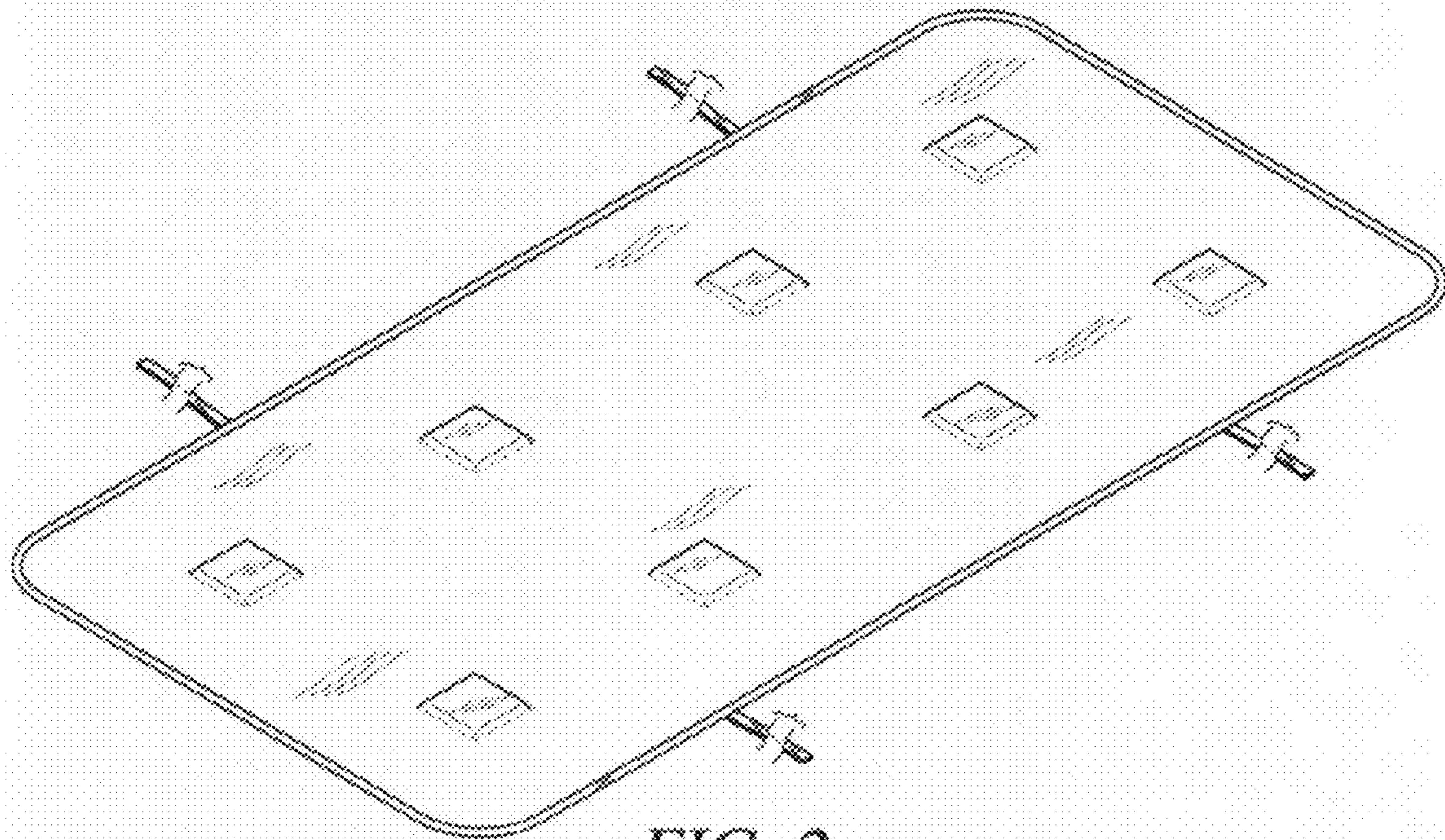


FIG. 2

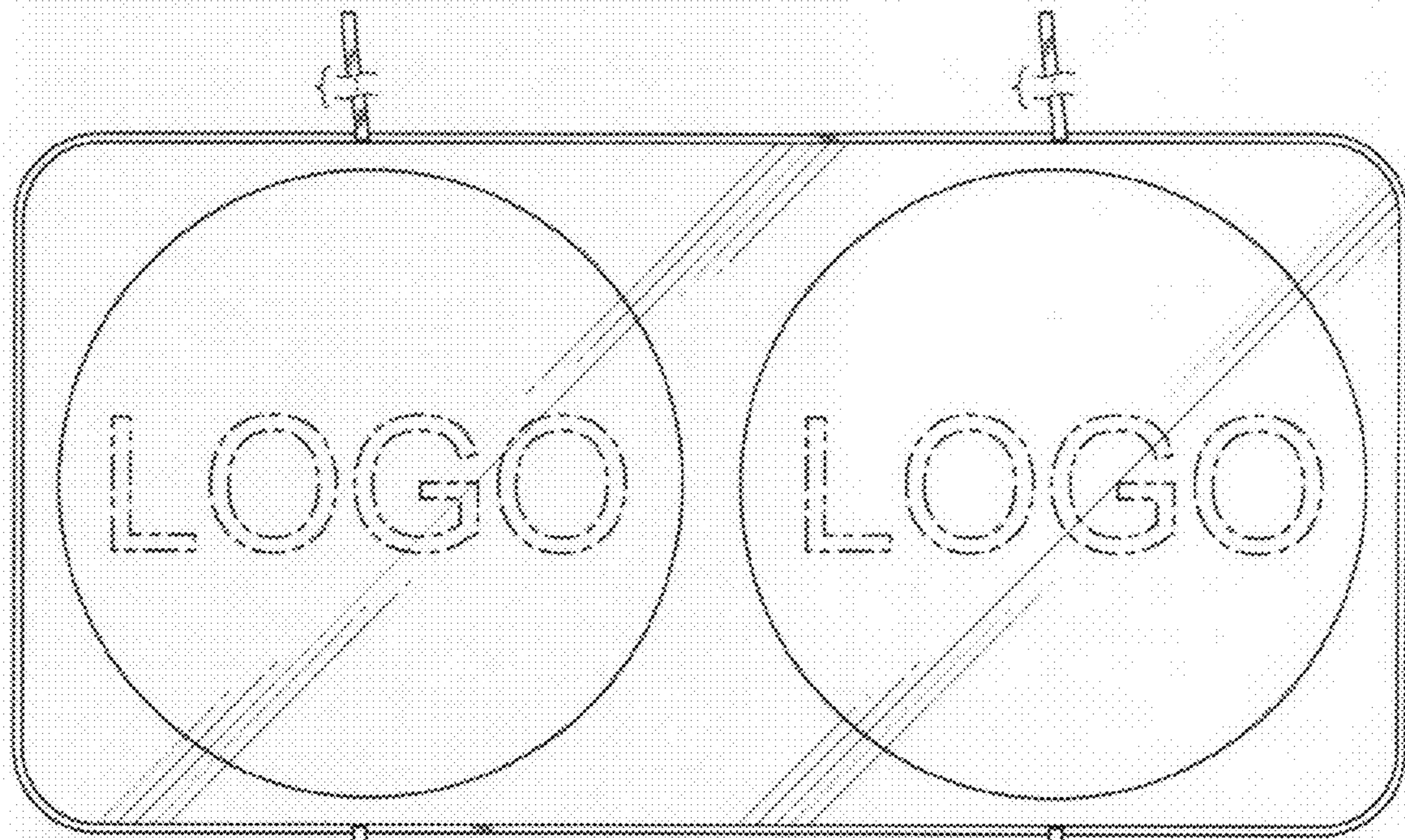


FIG. 3

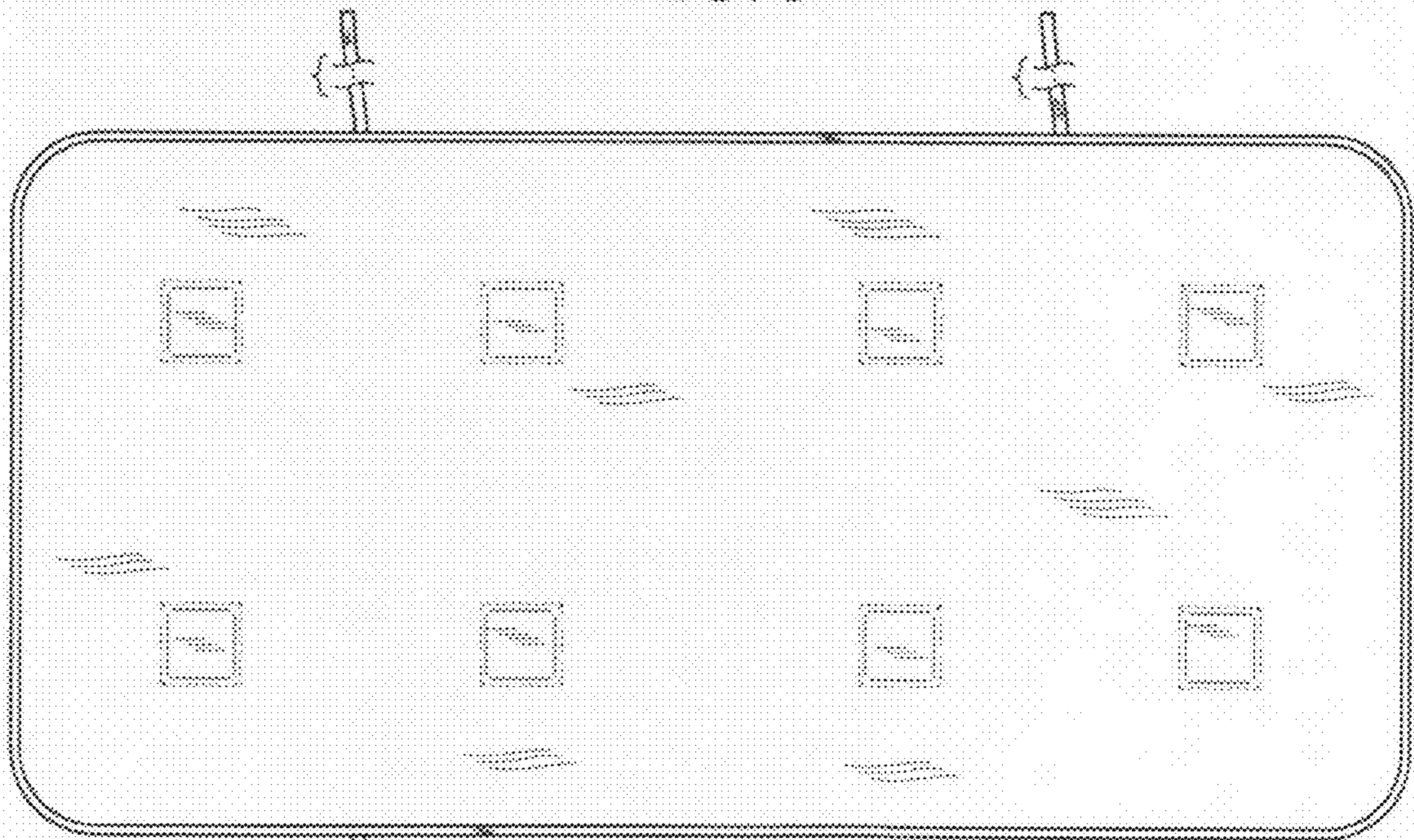


FIG. 4



FIG. 5




FIG. 6

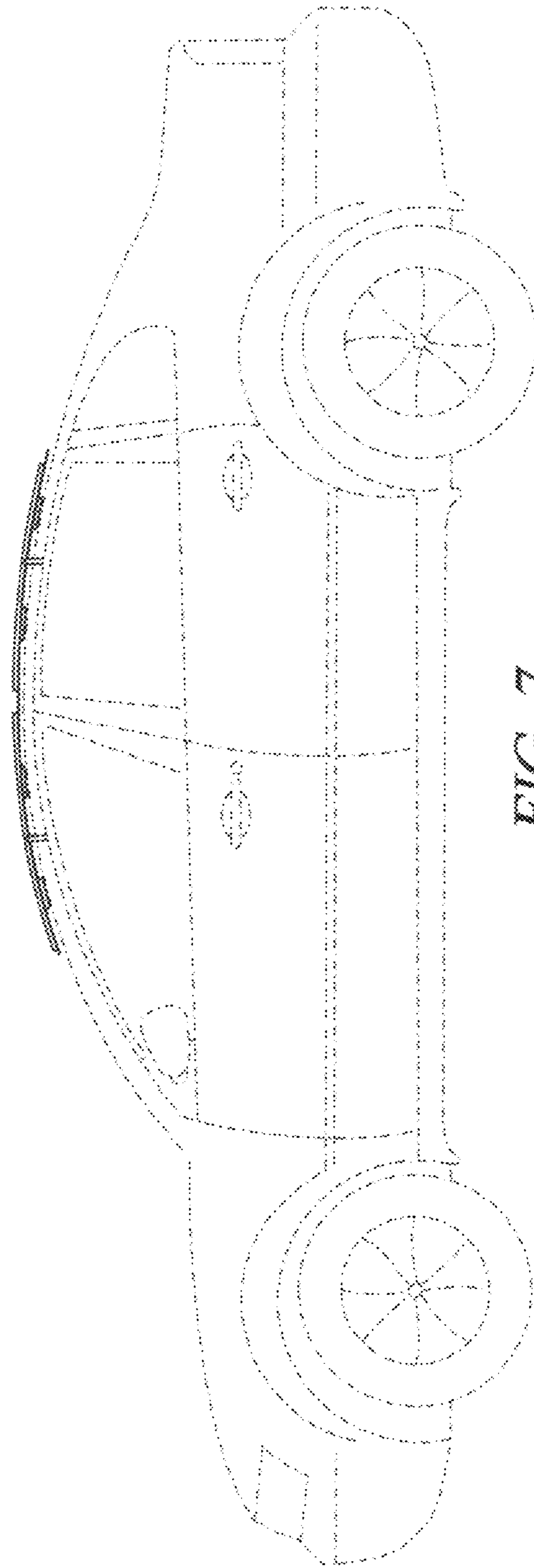


FIG. 7