

US00D665711S

(12) **United States Design Patent**  
**Matsuno et al.**

(10) **Patent No.:** **US D665,711 S**  
(45) **Date of Patent:** **\*\* Aug. 21, 2012**

(54) **FRONT BUMPER FOR AN AUTOMOBILE**

(75) Inventors: **Keisuke Matsuno**, Kariya (JP); **Eiji Sakaba**, Kariya (JP)

(73) Assignee: **Toyota Jidosha Kabushiki Kaisha**, Toyota-shi (JP)

(\*\*) Term: **14 Years**

(21) Appl. No.: **29/411,701**

(22) Filed: **Jan. 25, 2012**

**Related U.S. Application Data**

(62) Division of application No. 29/388,647, filed on Mar. 31, 2011.

(51) **LOC (9) Cl.** ..... **12-16**

(52) **U.S. Cl.** ..... **D12/169**

(58) **Field of Classification Search** ..... D12/169,  
D12/196, 171, 216, 163, 86, 90-92; 293/102,  
293/113, 115, 117, 120; 296/180.1, 180.2  
See application file for complete search history.

(56) **References Cited**

**U.S. PATENT DOCUMENTS**

D520,417 S	5/2006	Yagi et al.
D521,905 S	5/2006	Suzuki et al.
D522,417 S	6/2006	Akamine et al.
D559,163 S	1/2008	Okamoto et al.
D561,073 S	2/2008	Okamoto et al.
D588,965 S	3/2009	Hazumi et al.

D599,258 S	9/2009	Inukai et al.	
D599,259 S	9/2009	Inukai et al.	
D599,260 S	9/2009	Hogios et al.	
D619,515 S	7/2010	Matsumoto et al.	
D622,191 S	8/2010	Yagi et al.	
D636,303 S *	4/2011	Frei et al.	D12/169
D637,945 S *	5/2011	Nakagawa	D12/169
D642,501 S	8/2011	Yokoi et al.	
D647,440 S *	10/2011	Murakawa et al.	D12/169
D656,871 S *	4/2012	Fetherston et al.	D12/169

**OTHER PUBLICATIONS**

<http://www.netcarshow.com/toyota/2010-prius/> (2010).  
[http://pictures.topspeed.com/IMG/crop/200912/toyota-sai-hybrid-by-4\\_460x0w.jpg](http://pictures.topspeed.com/IMG/crop/200912/toyota-sai-hybrid-by-4_460x0w.jpg) (2009).

\* cited by examiner

*Primary Examiner* — Melody N Brown

(74) *Attorney, Agent, or Firm* — Finnegan, Henderson, Farabow, Garrett & Dunner, LLP

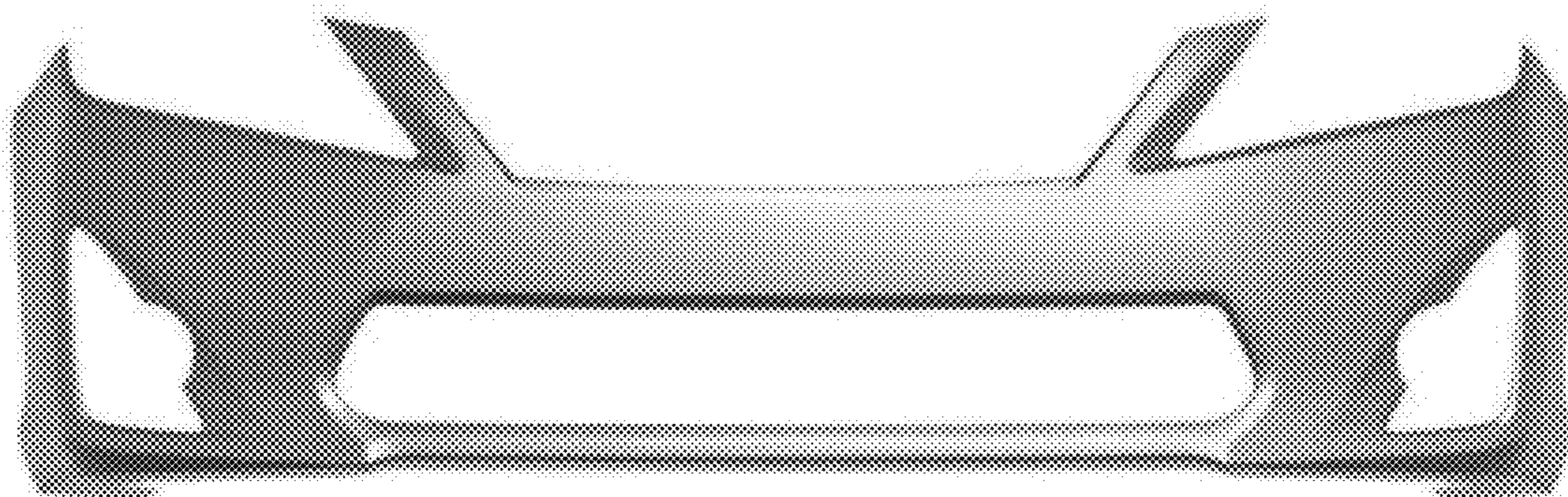
(57) **CLAIM**

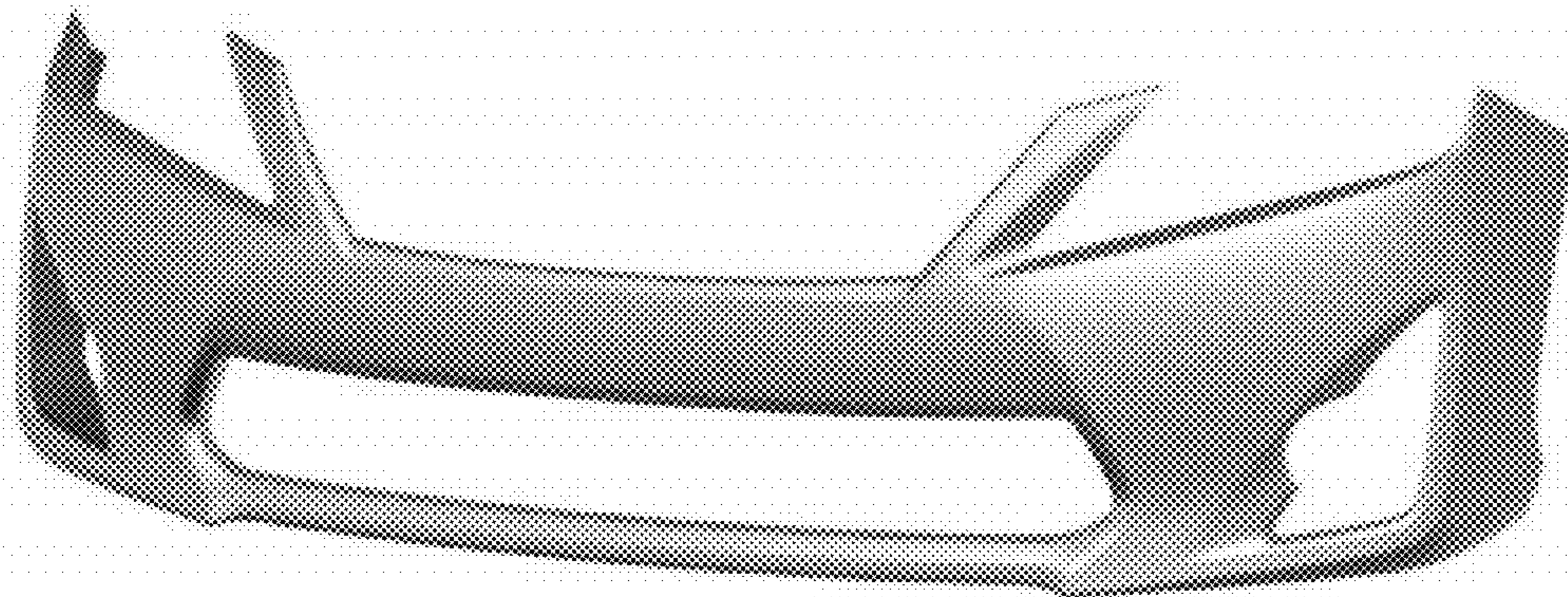
The ornamental design for a front bumper for an automobile.

**DESCRIPTION**


FIG. 1 is a front right perspective view of a front bumper for an automobile of our new design;  
FIG. 2 is a front view thereof;  
FIG. 3 is a left side view thereof;  
FIG. 4 is a right side view thereof;  
FIG. 5 is a top plan thereof; and,  
FIG. 6 is a bottom view thereof.

**1 Claim, 3 Drawing Sheets**







**FIG. 1**



**FIG. 2**



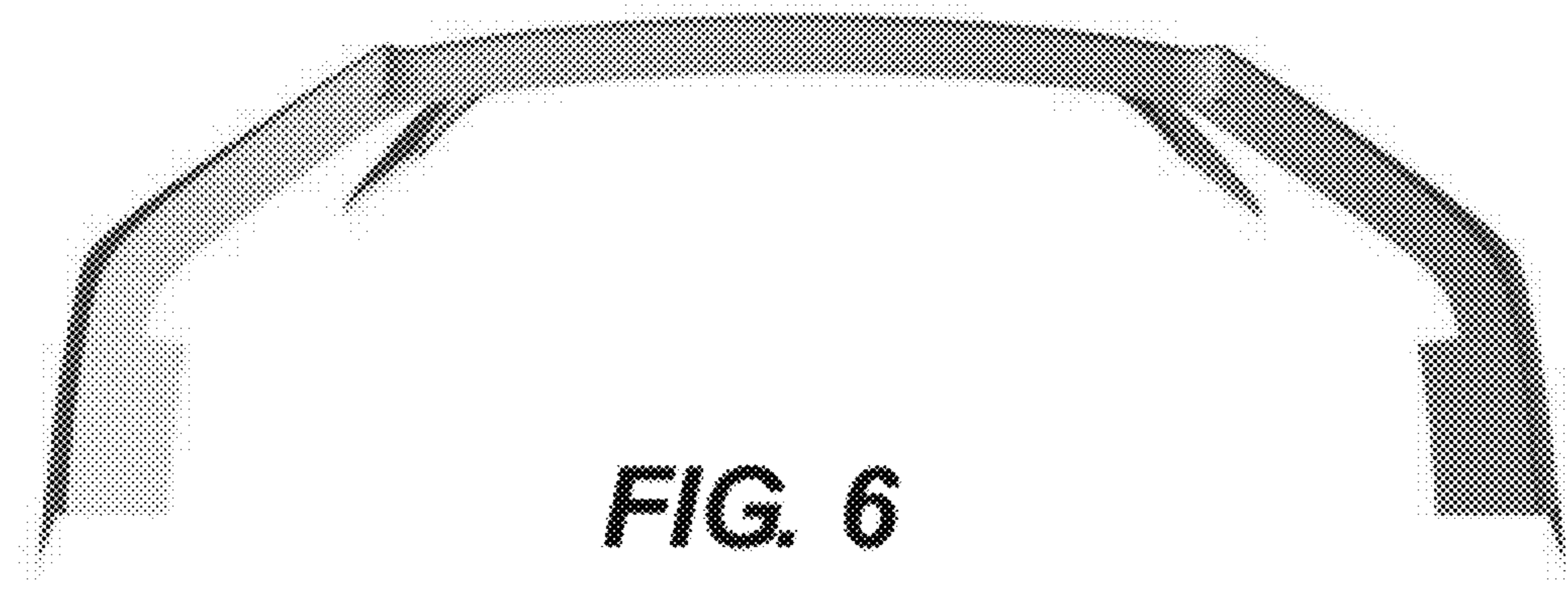
**FIG. 3**



**FIG. 4**



**FIG. 5**



**FIG. 6**