



US00D665693S

(12) **United States Design Patent**  
**Bennett**

(10) **Patent No.:** **US D665,693 S**

(45) **Date of Patent:** **\*\* Aug. 21, 2012**

(54) **EARRING**

(75) **Inventor:** **Yvonna Elaina Bennett**, Orland, CA  
(US)

(73) **Assignee:** **Yvonna Bennett**, Orland, CA (US)

(\*\*) **Term:** **14 Years**

(21) **Appl. No.:** **29/395,484**

(22) **Filed:** **Jan. 30, 2012**

(51) **LOC (9) Cl.** ..... **11-01**

(52) **U.S. Cl.** ..... **D11/40**

(58) **Field of Classification Search** ..... D11/1,  
D11/2, 40-45, 49-58, 79-86, 100-104, 31;  
D24/157; 446/389-392; D21/661  
See application file for complete search history.

(56) **References Cited**

**U.S. PATENT DOCUMENTS**

3,418,826	A *	12/1968	Wieshuber	.....	63/13
4,221,118	A *	9/1980	Chicckine	.....	63/13
4,249,393	A *	2/1981	Ciambra	.....	63/12
D266,696	S *	10/1982	Crossley	.....	D24/157
D277,606	S *	2/1985	Cebula	.....	D24/157
D280,236	S *	8/1985	Crossley	.....	D24/157
5,735,895	A *	4/1998	Rinehart	.....	446/389

D448,317	S *	9/2001	North	.....	D11/79
D458,685	S *	6/2002	Lumsden	.....	D24/157
D473,943	S *	4/2003	Rinehart	.....	D24/157
D495,270	S *	8/2004	Sahakyan et al.	.....	D11/103
6,873,574	B1 *	3/2005	Gotthard	.....	63/12
D554,020	S *	10/2007	Bruno et al.	.....	D11/40
7,503,827	B2 *	3/2009	Alfaro	.....	446/389
D652,759	S *	1/2012	Bennett	.....	D11/81
D653,151	S *	1/2012	Bennett	.....	D11/40
2003/0200765	A1 *	10/2003	Lepere	.....	63/12
2004/0097166	A1 *	5/2004	Maddocks et al.	.....	446/392
2005/0064783	A1 *	3/2005	Alfaro	.....	446/392

\* cited by examiner

*Primary Examiner* — Cathron Brooks

*Assistant Examiner* — Melanie Levy

(57) **CLAIM**

The ornamental design for an earring, as shown and described.

**DESCRIPTION**

FIG. 1 is a front and left side perspective view of an earring showing my new design;

FIG. 2 is a front elevational view thereof;

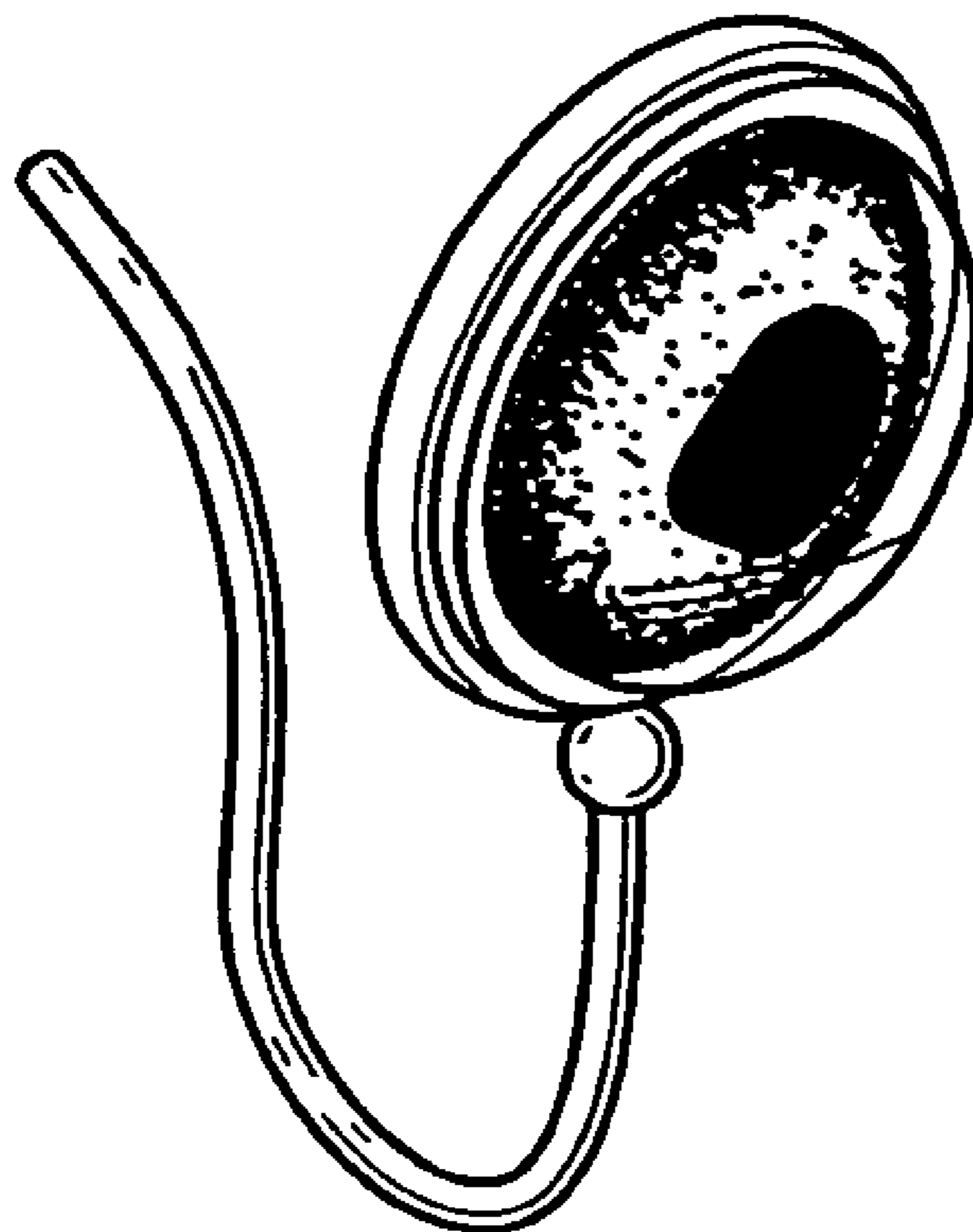
FIG. 3 is a right side elevational view thereof;

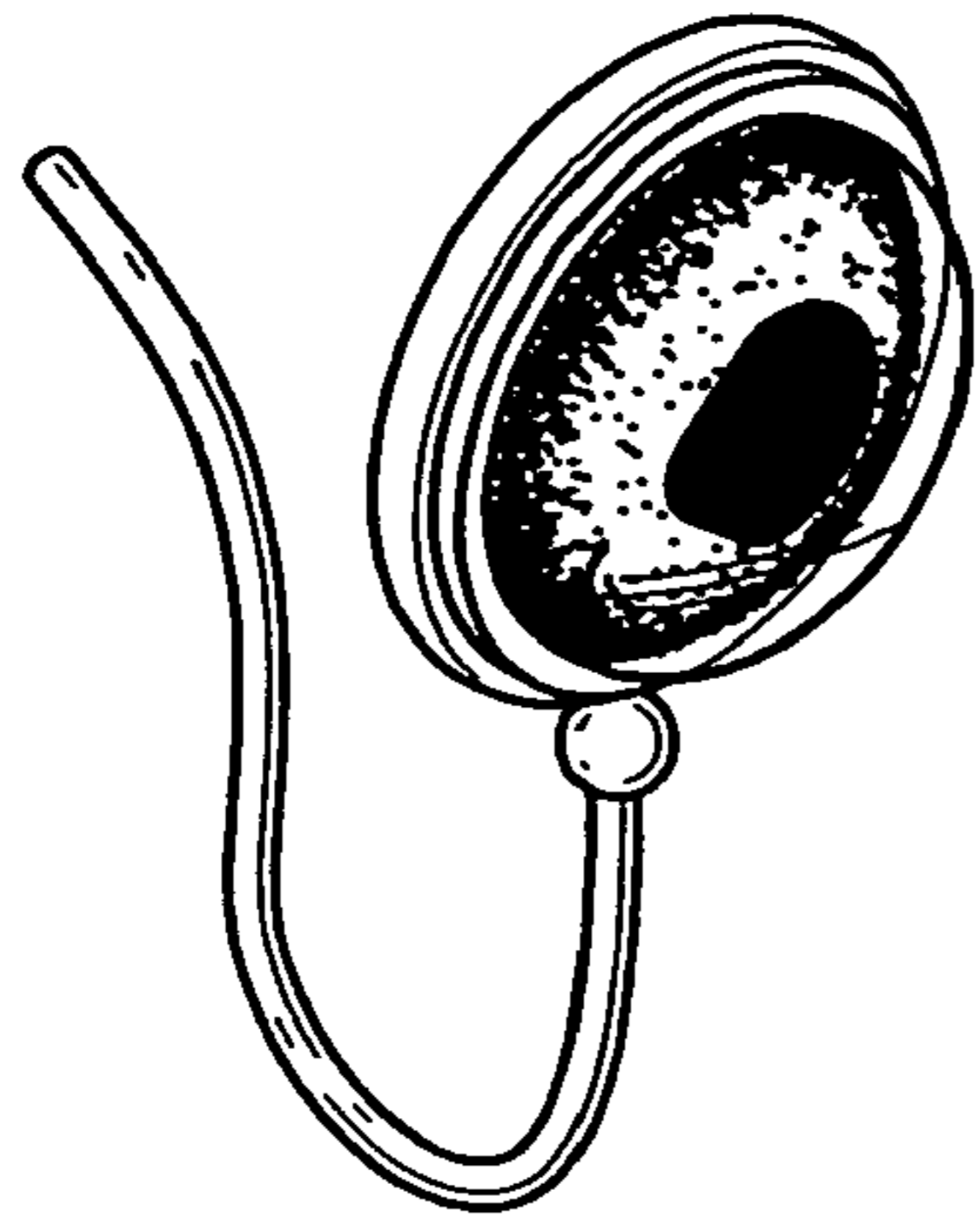
FIG. 4 is a bottom plan view thereof;

FIG. 5 is a top plan view thereof; and,


FIG. 6 is a rear view thereof.

**1 Claim, 1 Drawing Sheet**

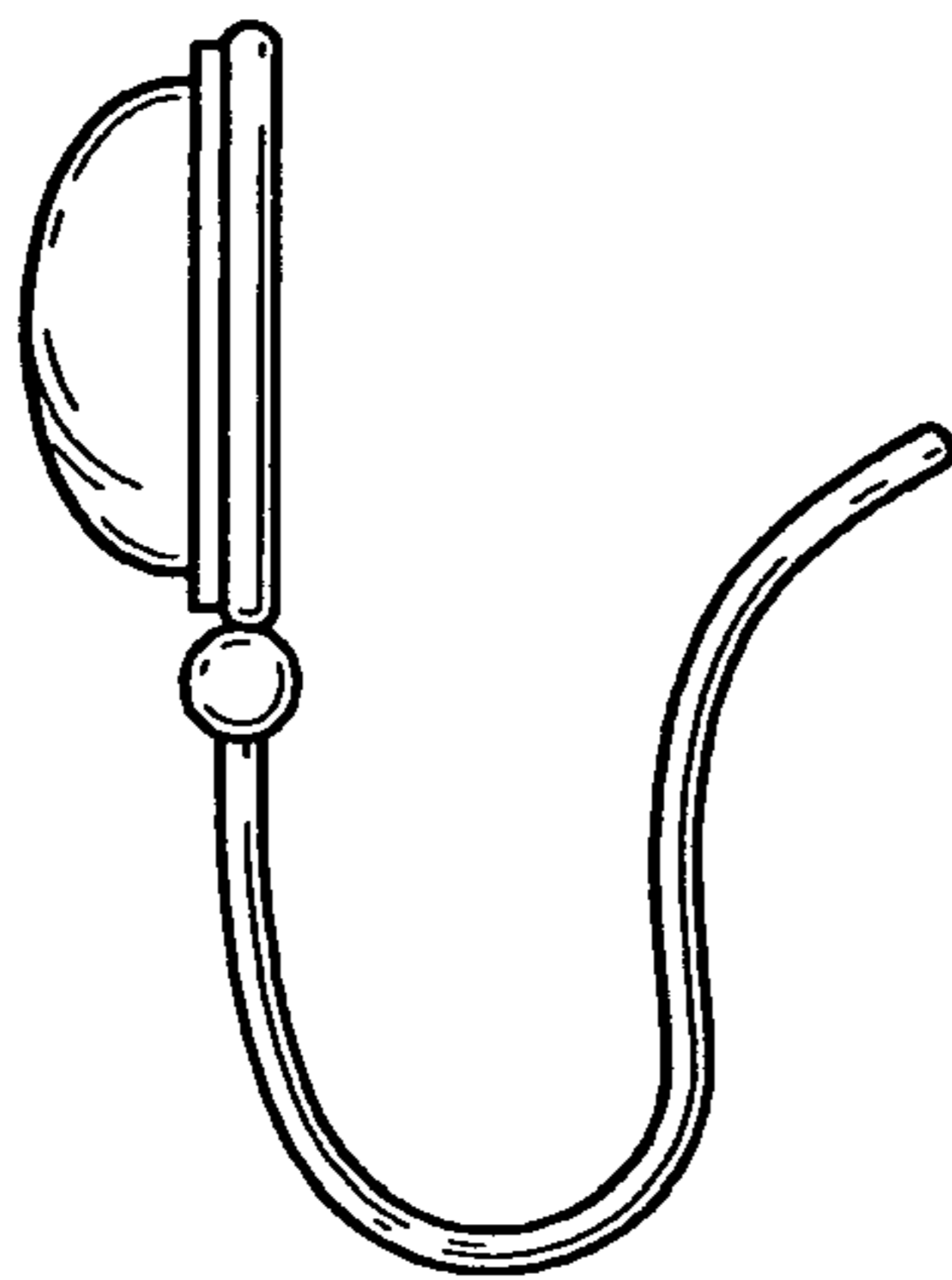





**FIG. 1**



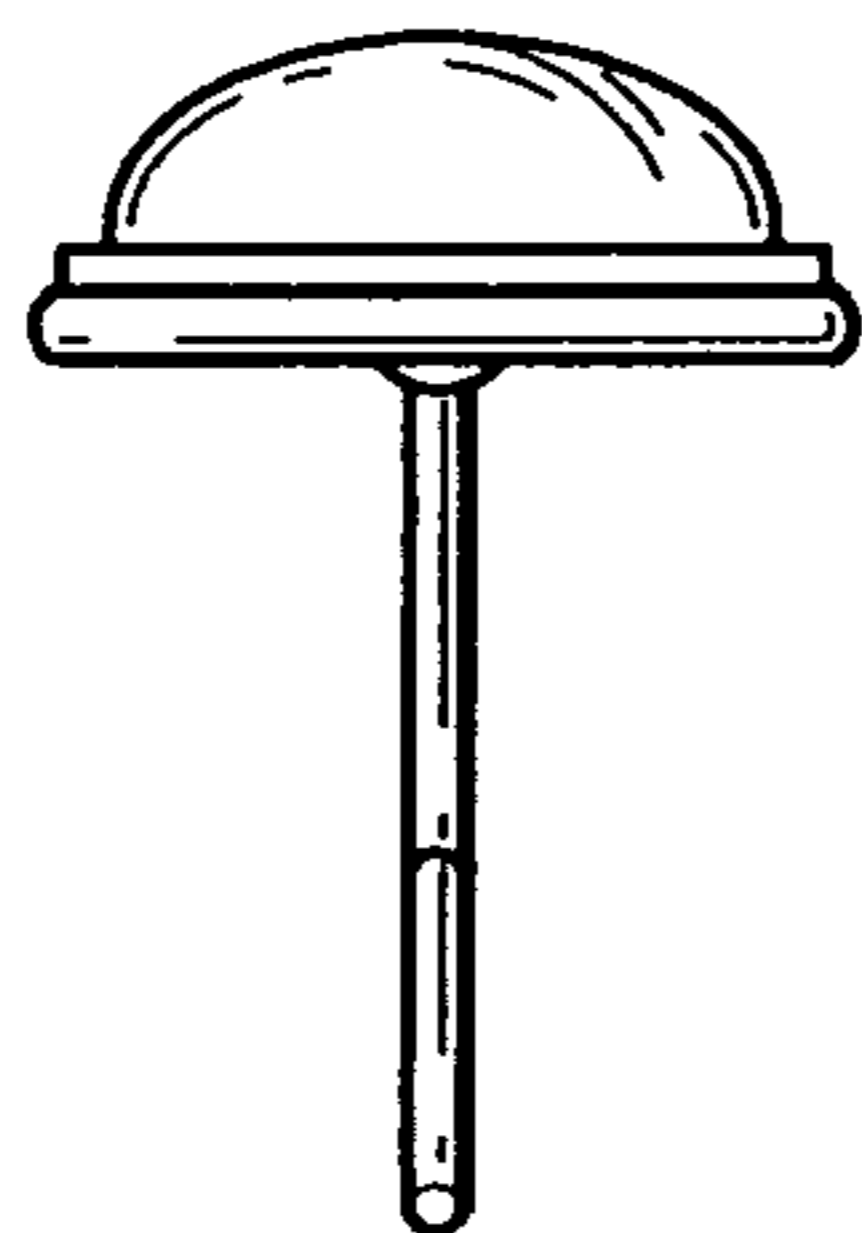
**FIG. 2**



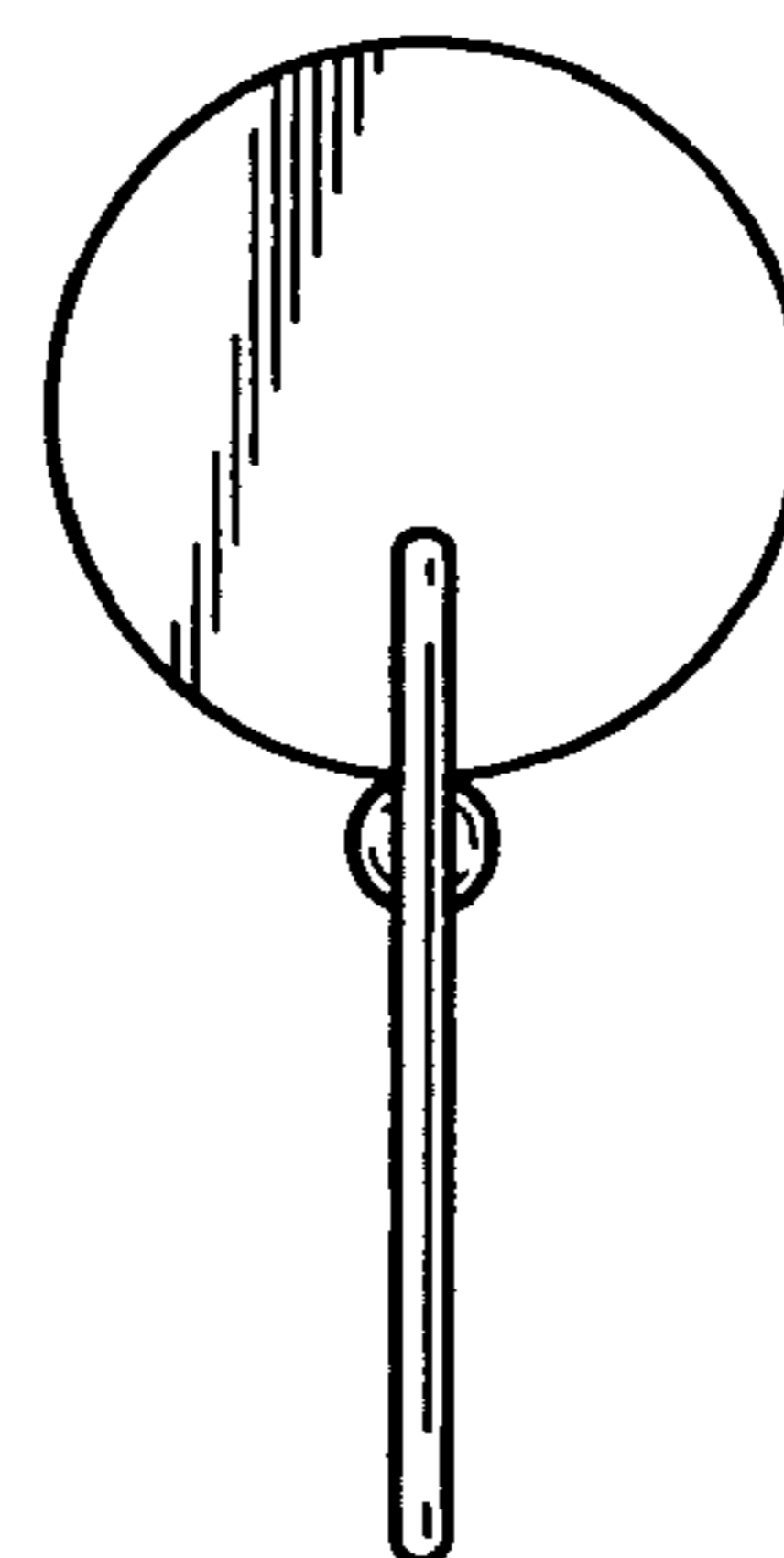
**FIG. 3**



**FIG. 4**



**FIG. 5**



**FIG. 6**