



US00D665692S

(12) **United States Design Patent**
Papadimitriou

(10) **Patent No.:** **US D665,692 S**

(45) **Date of Patent:** **** Aug. 21, 2012**

(54) **RING**

(75) Inventor: **Costantino Papadimitriou**, Milan (IT)

(73) Assignee: **De Beers Centenary AG**, Lucerne (CH)

(**) Term: **14 Years**

(21) Appl. No.: **29/400,913**

(22) Filed: **Sep. 2, 2011**

(30) **Foreign Application Priority Data**

Mar. 3, 2011 (EM) 001830084

(51) **LOC (9) Cl.** **11-01**

(52) **U.S. Cl.** **D11/35**

(58) **Field of Classification Search** D11/79-85,
D11/89-91, 40-48, 1-8, 26-39; 63/26-28,
63/12-14, 3, 3.1, 3.2, 15, 15.1-15.4, 15.45,
63/15.5, 15.6, 15.65

See application file for complete search history.

(56) **References Cited**

U.S. PATENT DOCUMENTS

D36,484 S	8/1903	Horth	
D64,831 S	6/1924	Anshen	
1,732,250 A	10/1929	Wehse	
2,031,110 A	2/1936	King	
D113,638 S	3/1939	Milhening	
D132,454 S	5/1942	Nathan	
D137,237 S	2/1944	Chernow	
D161,526 S	1/1951	Philippe	
D164,946 S	10/1951	Philippe	
D246,354 S *	11/1977	Durante D11/36

(Continued)

FOREIGN PATENT DOCUMENTS

FR 2700446 7/1994

Primary Examiner — Cathron Brooks

Assistant Examiner — Melanie Pellegrini

(74) *Attorney, Agent, or Firm* — SNR Denton US LLP;
Brian R. McGinley


(57) **CLAIM**

The ornamental design for a ring, as shown and described.

DESCRIPTION

FIG. 1 is a front view of a first embodiment of the ring;
FIG. 2 is a rear view of the ring illustrated in FIG. 1;
FIG. 3 is a right elevational view of the ring illustrated in FIG. 1;
FIG. 4 is a left elevational view of the ring illustrated in FIG. 1;
FIG. 5 is a top view of the ring illustrated in FIG. 1;
FIG. 6 is a bottom view of the ring illustrated in FIG. 1;
FIG. 7 is a perspective view of the ring illustrated in FIG. 1
FIG. 8 is a front view of a second embodiment of the ring;
FIG. 9 is a rear view of the ring illustrated in FIG. 8;
FIG. 10 is a left elevational view of the ring illustrated in FIG. 8;
FIG. 11 is a right elevational view of the ring illustrated in FIG. 8;
FIG. 12 is a top view of the ring illustrated in FIG. 8;
FIG. 13 is a bottom view of the ring illustrated in FIG. 8; and,
FIG. 14 is a perspective view of the ring illustrated in FIG. 8.

1 Claim, 7 Drawing Sheets



US D665,692 S

Page 2

U.S. PATENT DOCUMENTS			
D257,022	S *	9/1980	Barr D11/35
D270,722	S *	9/1983	Bulgari D11/35
D291,664	S *	9/1987	Kelman D11/27
D301,307	S	5/1989	Pakzad
D301,316	S	5/1989	Yoshida
D326,429	S	5/1992	Azrielant
5,231,853	A	8/1993	Nicholson
5,419,158	A	5/1995	Sandberg et al.
5,428,974	A	7/1995	Shinohara
D386,438	S	11/1997	Itzkowitz
D415,977	S	11/1999	Itzkowitz
D420,932	S *	2/2000	Shinohara D11/26
6,062,045	A	5/2000	West
D434,688	S	12/2000	Bulgari
D455,097	S	4/2002	Salvarani
6,568,213	B2 *	5/2003	Butler 63/26
D489,023	S *	4/2004	Steiner D11/38
D494,082	S	8/2004	Hardy
6,857,289	B1	2/2005	Cheng
D514,011	S *	1/2006	Aghjayan et al. D11/35
7,121,117	B2	10/2006	Gruosi-Scheufele
D542,696	S	5/2007	Cilluffo
7,543,460	B2	6/2009	Cruise et al.
D597,435	S	8/2009	Gruosi
7,571,623	B2	8/2009	Kretchmer et al.
7,614,252	B2	11/2009	De Lyrot
D608,237	S	1/2010	Gruosi
D630,541	S *	1/2011	Shimansky D11/26
D639,690	S *	6/2011	Zhu D11/3
D647,419	S *	10/2011	Wong D11/34
2008/0087042	A1 *	4/2008	Heimann 63/26
2009/0235689	A1 *	9/2009	Slowinski 63/15

* cited by examiner

FIG. 1




FIG. 2



FIG. 3

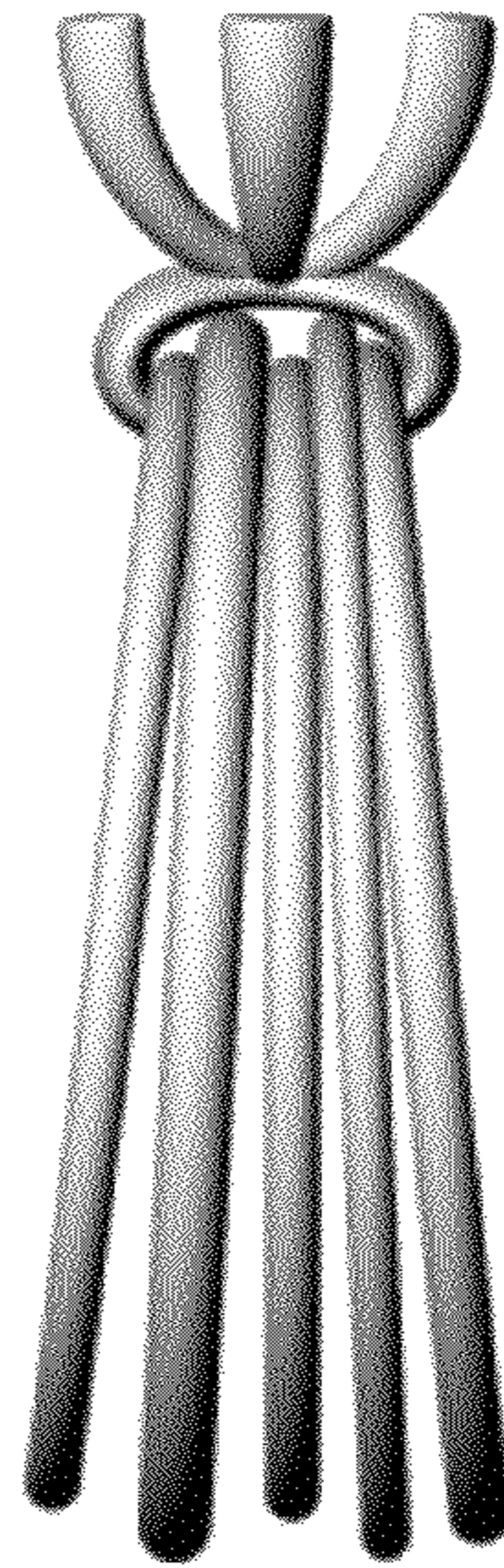


FIG. 4

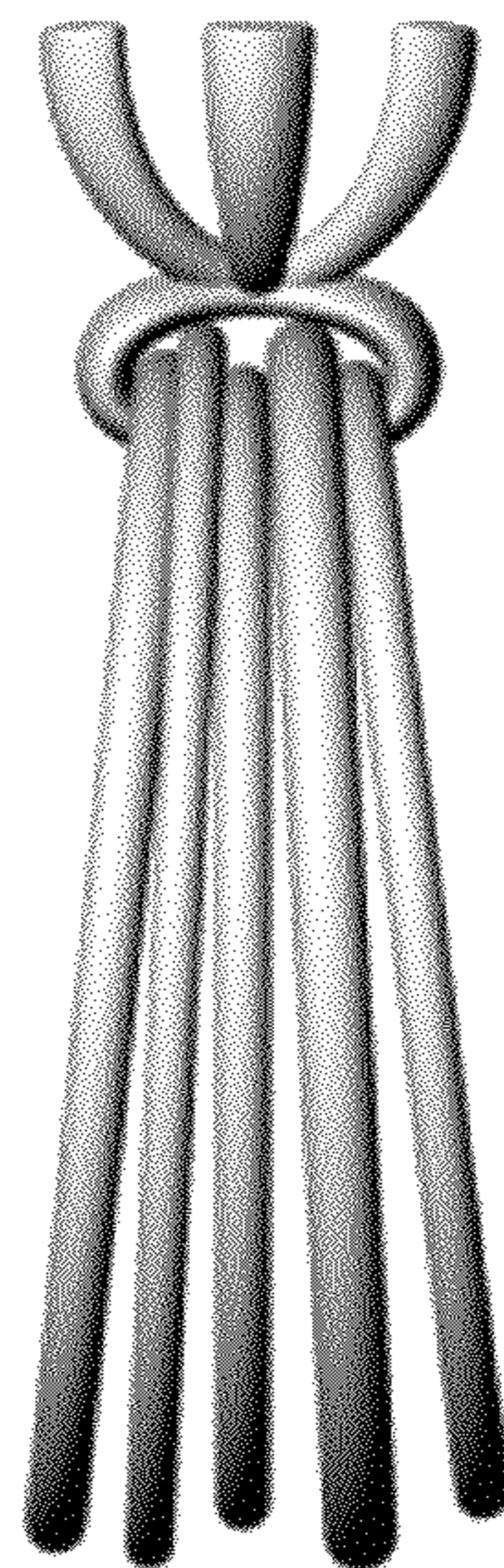


FIG. 5

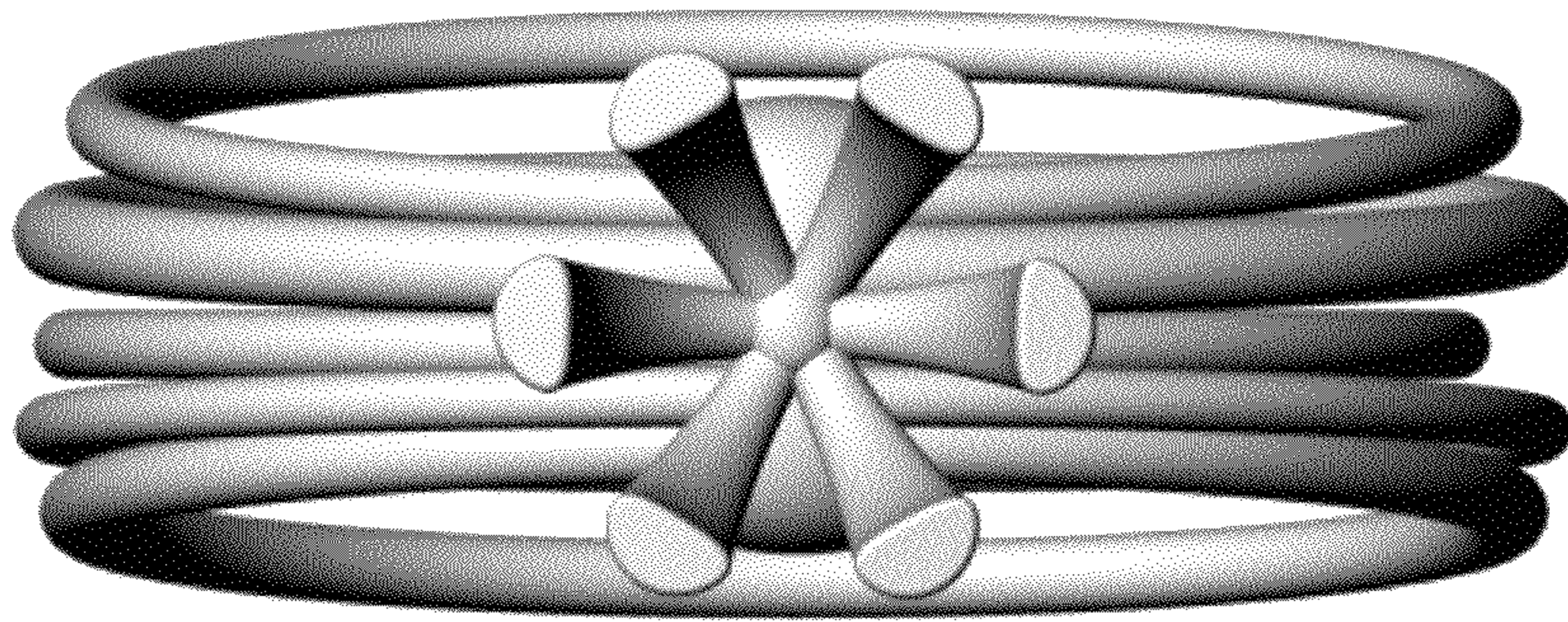


FIG. 6




FIG. 7

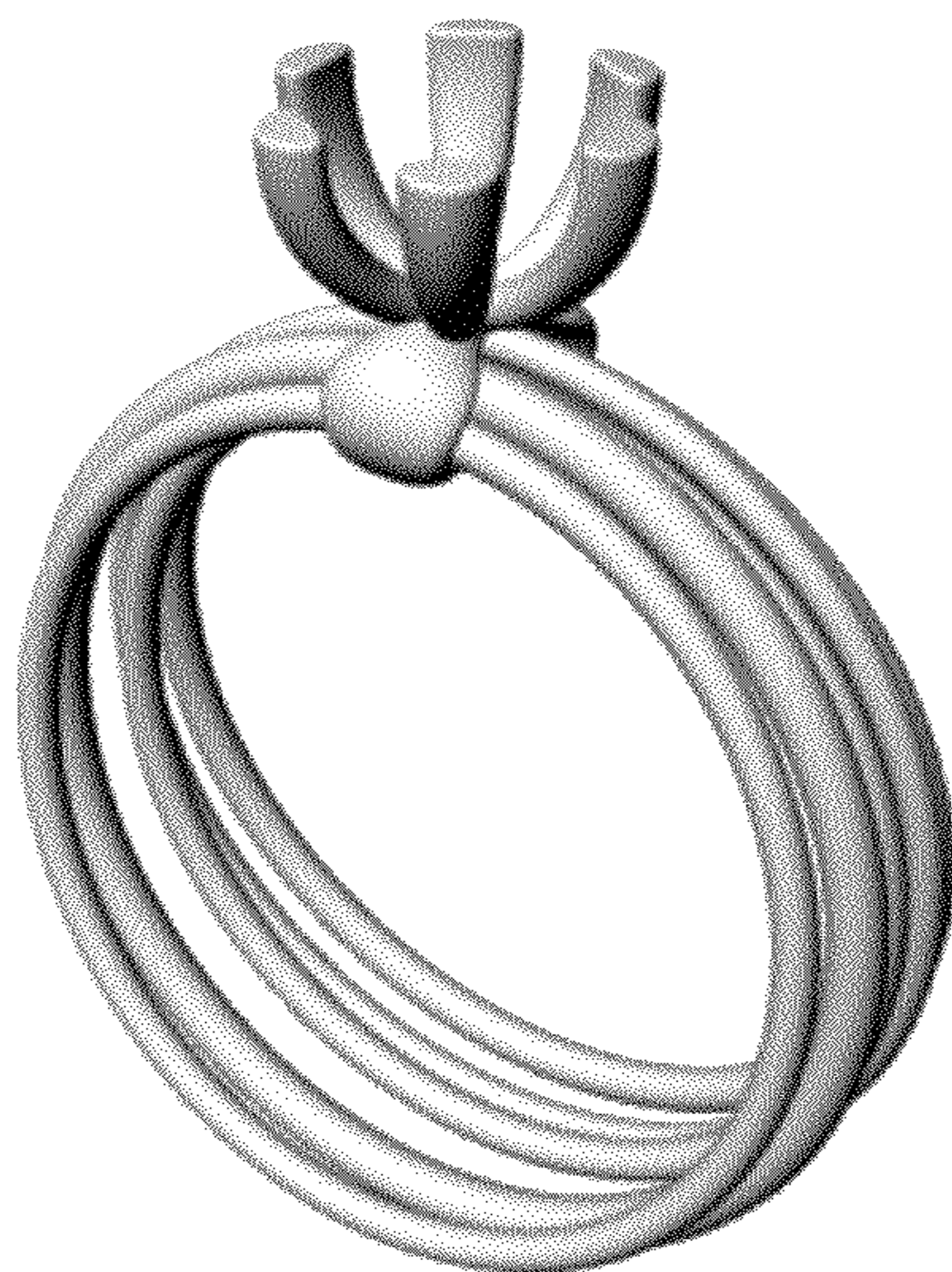


FIG. 8



FIG. 9



FIG. 10

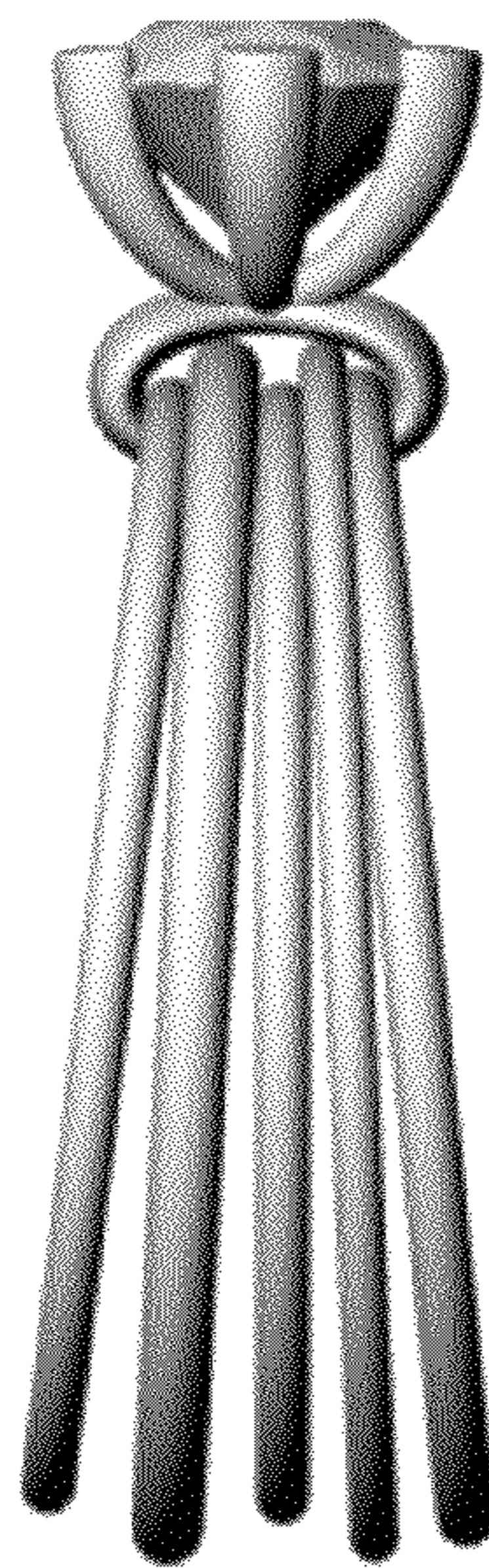


FIG. 11

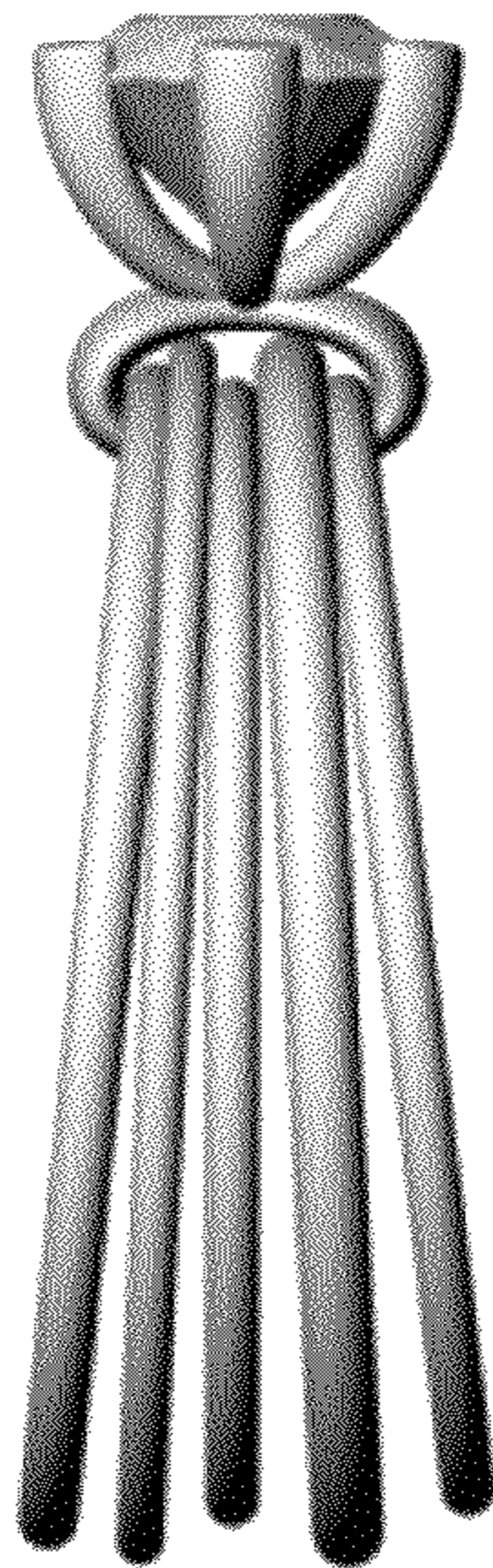


FIG. 12

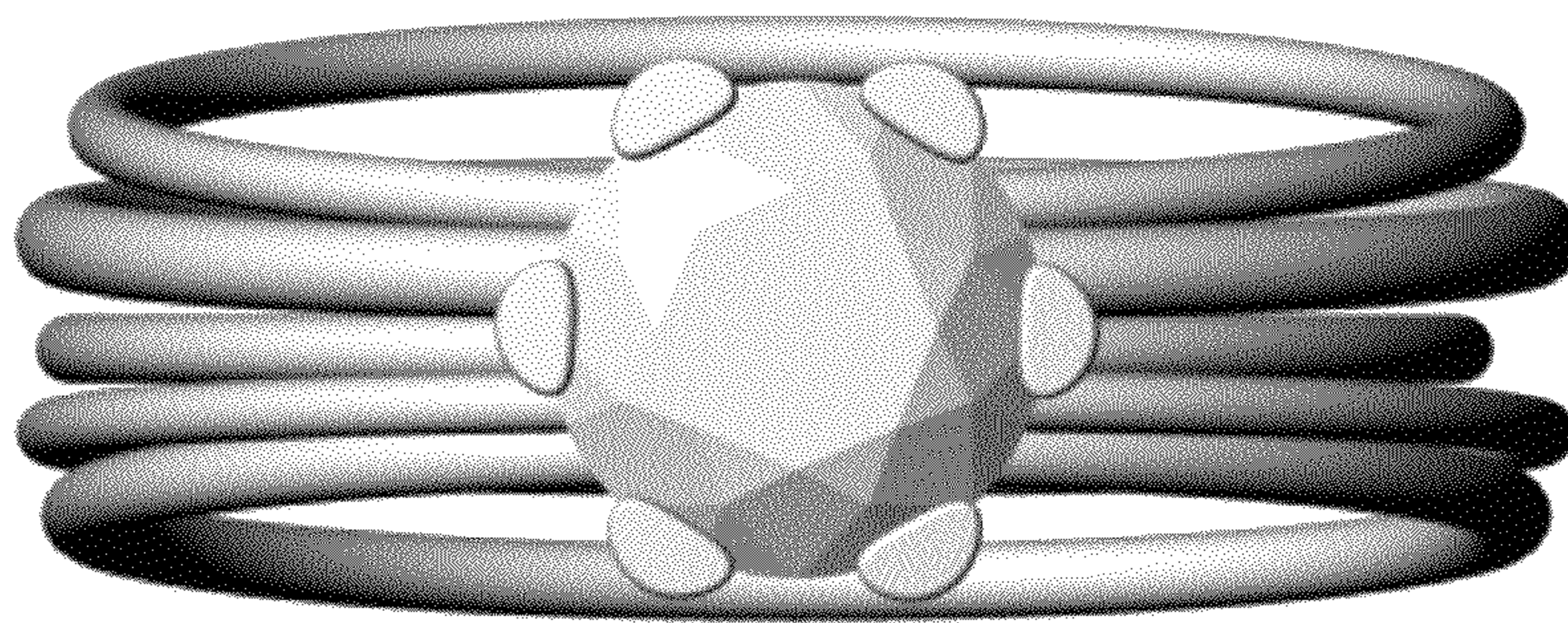


FIG. 13




FIG. 14

