



US00D665679S

(12) **United States Design Patent**
Shigeno et al.

(10) **Patent No.:** **US D665,679 S**

(45) **Date of Patent:** **** Aug. 21, 2012**

(54) **ACTIVITY MONITOR**

(75) Inventors: **Takashi Shigeno**, Kawasaki (JP);
Kazuya Andachi, Tokyo (JP); **Tamaki Ito**, Kyoto (JP)

(73) Assignee: **Omron Healthcare Co., Ltd.**, Kyoto (JP)

(**) Term: **14 Years**

(21) Appl. No.: **29/411,588**

(22) Filed: **Jan. 24, 2012**

(30) **Foreign Application Priority Data**

Jul. 27, 2011 (JP) 2011-017241

(51) **LOC (9) Cl.** **10-04**

(52) **U.S. Cl.** **D10/70**

(58) **Field of Classification Search** D10/70;
235/105; 377/5, 24.2, 26; 73/514.33, 514.34,
73/510, 513, 527, 530; 702/155, 160, 176,
702/78, 79, 82, 91, 92-95, 104, 116, 141,
702/150, 151, 154, 127, 131, 182, 183, 189;
324/522; 345/165, 156, 905; 600/437, 443,
600/453, 459, 465, 479, 500, 502, 595, 485,
600/481, 483

See application file for complete search history.

(56) **References Cited**

U.S. PATENT DOCUMENTS

D584,974 S * 1/2009 Fukuda et al. D10/70
7,640,804 B2 * 1/2010 Daumer et al. 73/510
7,717,866 B2 * 5/2010 Damen 600/595
D635,873 S * 4/2011 Ogihara et al. D10/70

* cited by examiner

Primary Examiner — Antoine D Davis

(74) *Attorney, Agent, or Firm* — Capitol City TechLaw

(57) **CLAIM**

The ornamental design for an activity monitor, as shown.

DESCRIPTION

FIG. 1 is a front, top, and right side perspective view of an activity monitor showing our new design;
FIG. 2 is a rear, bottom, and left side perspective view thereof;
FIG. 3 is a front view thereof;
FIG. 4 is a rear view thereof;
FIG. 5 is a top view thereof;
FIG. 6 is a bottom view thereof;
FIG. 7 is a right side view thereof; and,
FIG. 8 is a left side view thereof.

1 Claim, 8 Drawing Sheets




FIG. 1




FIG. 2




FIG. 3



FIG. 4




FIG. 5




FIG. 6




FIG. 7




FIG. 8

