

US00D665673S

(12) **United States Design Patent**
Warner et al.

(10) **Patent No.:** **US D665,673 S**

(45) **Date of Patent:** **** Aug. 21, 2012**

(54) **BOTTLE**

(75) Inventors: **Jim Francis Warner**, Chicago, IL (US);
Oliver Franck Currat, Chicago, IL
(US); **Donald Dean Childs**, Wyoming,
OH (US)

(73) Assignee: **Dr Pepper/Seven Up, Inc.**, Plano, TX
(US)

(**) Term: **14 Years**

(21) Appl. No.: **29/394,204**

(22) Filed: **Jun. 14, 2011**

(51) **LOC (9) Cl.** **09-01**

(52) **U.S. Cl.** **D9/559**; D9/546; D9/571; D9/572;
D9/574

(58) **Field of Classification Search** D9/516,
D9/529, 544, 546, 559, 560, 569, 571-575;
215/379, 381-382, 384
See application file for complete search history.

(56) **References Cited**

U.S. PATENT DOCUMENTS

D19,911 S *	6/1890	Heintz	D9/559
D20,830 S *	6/1891	Heintz	D9/546
D37,226 S *	11/1904	Evans	D9/546
D57,147 S *	2/1921	Ohki	D9/546
D92,160 S *	5/1934	Brown	D9/782
D114,557 S *	5/1939	Nitardy	D9/559
D127,918 S *	6/1941	Wilson	D9/556

D202,222 S *	9/1965	Heintze	D9/546
D279,511 S *	7/1985	Matsubara et al.	D9/559 X
D306,399 S *	3/1990	Rumney	D9/573
D437,233 S *	2/2001	Gibert	D9/556
D464,572 S *	10/2002	Markus	D9/569
D548,104 S *	8/2007	Waldner	D9/571
D581,803 S *	12/2008	Lepoitevin	D9/571 X
D608,652 S *	1/2010	Eisen	D9/546
D644,515 S *	9/2011	Tieleman et al.	D9/516
D649,470 S *	11/2011	Bakalis	D9/573 X
D650,690 S *	12/2011	Guglielmo et al.	D9/559
D661,199 S *	6/2012	Bennett	D9/572 X

* cited by examiner

Primary Examiner — Carol P Rademaker

(74) *Attorney, Agent, or Firm* — Michael Woods

(57) **CLAIM**

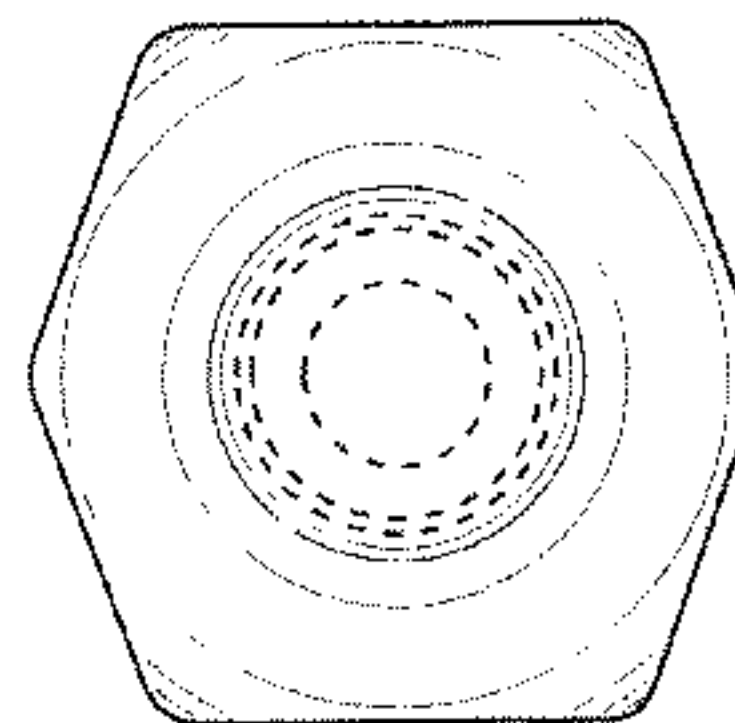
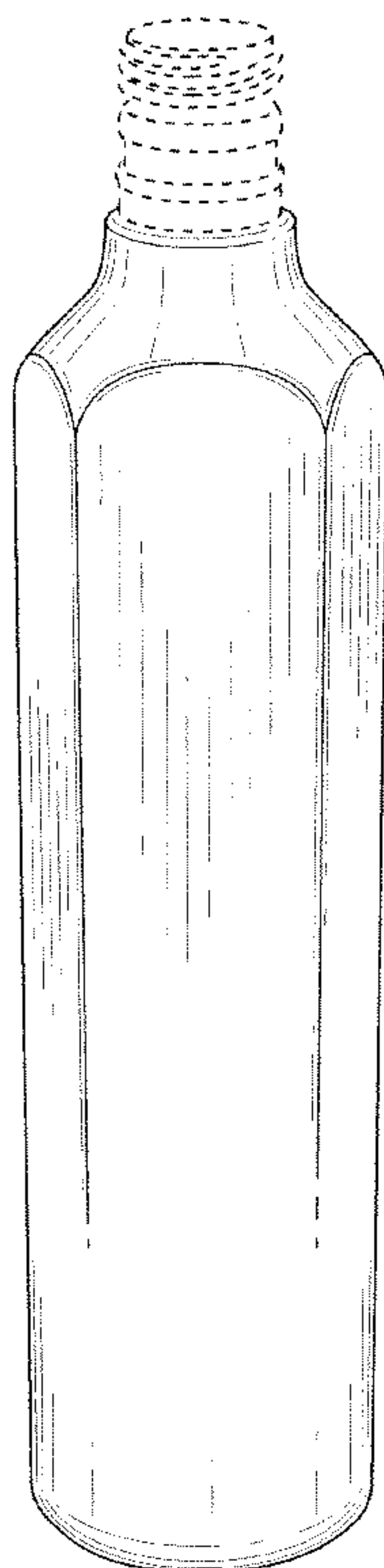
We claim the ornamental design for a bottle, as shown and described.

DESCRIPTION

FIG. 1 is a top front perspective view of the claimed design;
FIG. 2 is a bottom front perspective view thereof;
FIG. 3 is a front elevational view thereof;
FIG. 4 is a left side elevational view thereof;
FIG. 5 is a rear elevational view thereof;
FIG. 6 is a right side elevational view thereof;
FIG. 7 is a top plan view thereof; and,
FIG. 8 is a bottom plan view thereof.

The broken lines shown in the drawing views are included for the purpose of illustrating environmental structure and form no part of the claimed design.

1 Claim, 7 Drawing Sheets






FIG. 1




FIG. 2




FIG. 3




FIG. 4




FIG. 5




FIG. 6

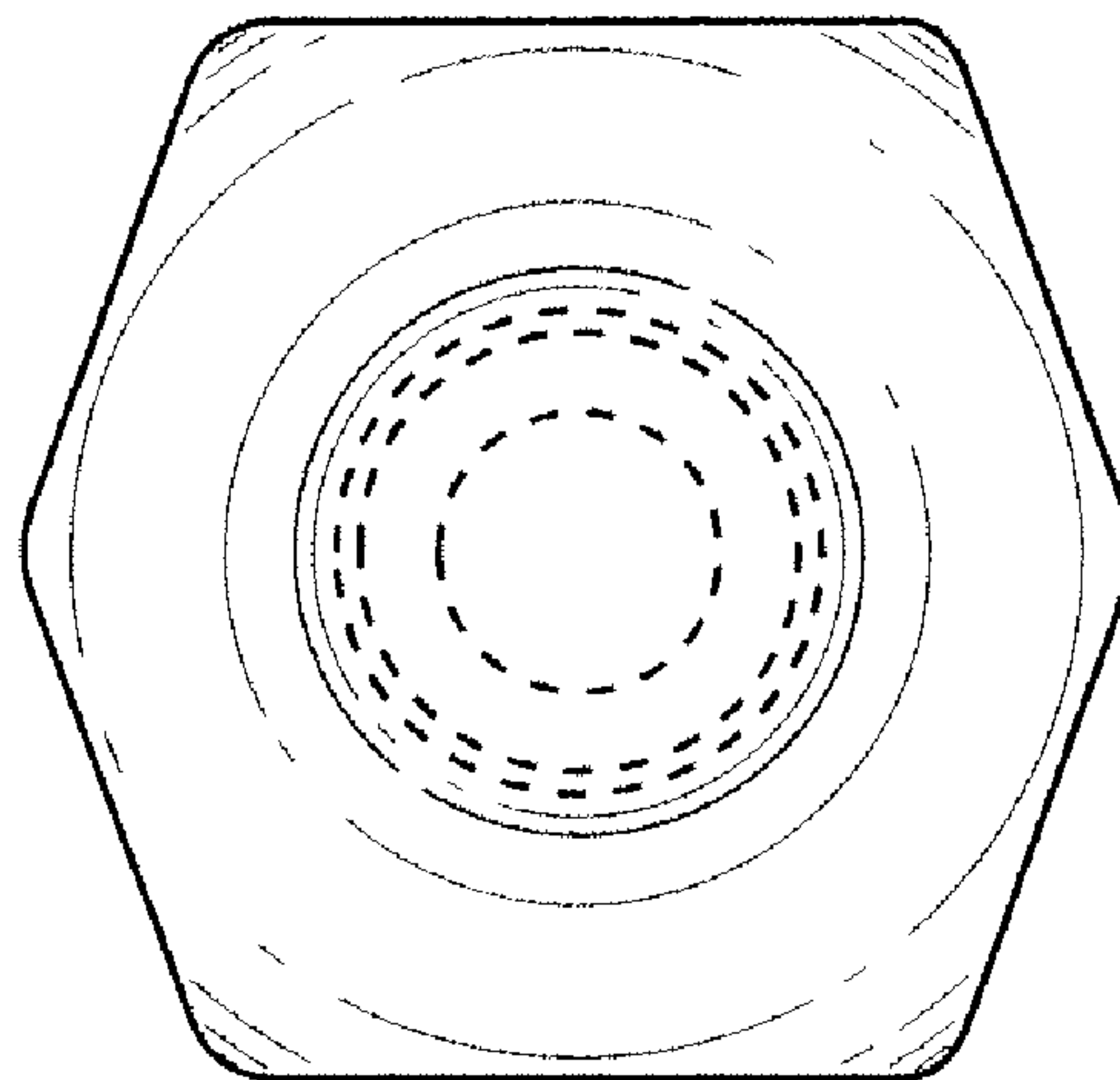


FIG. 7

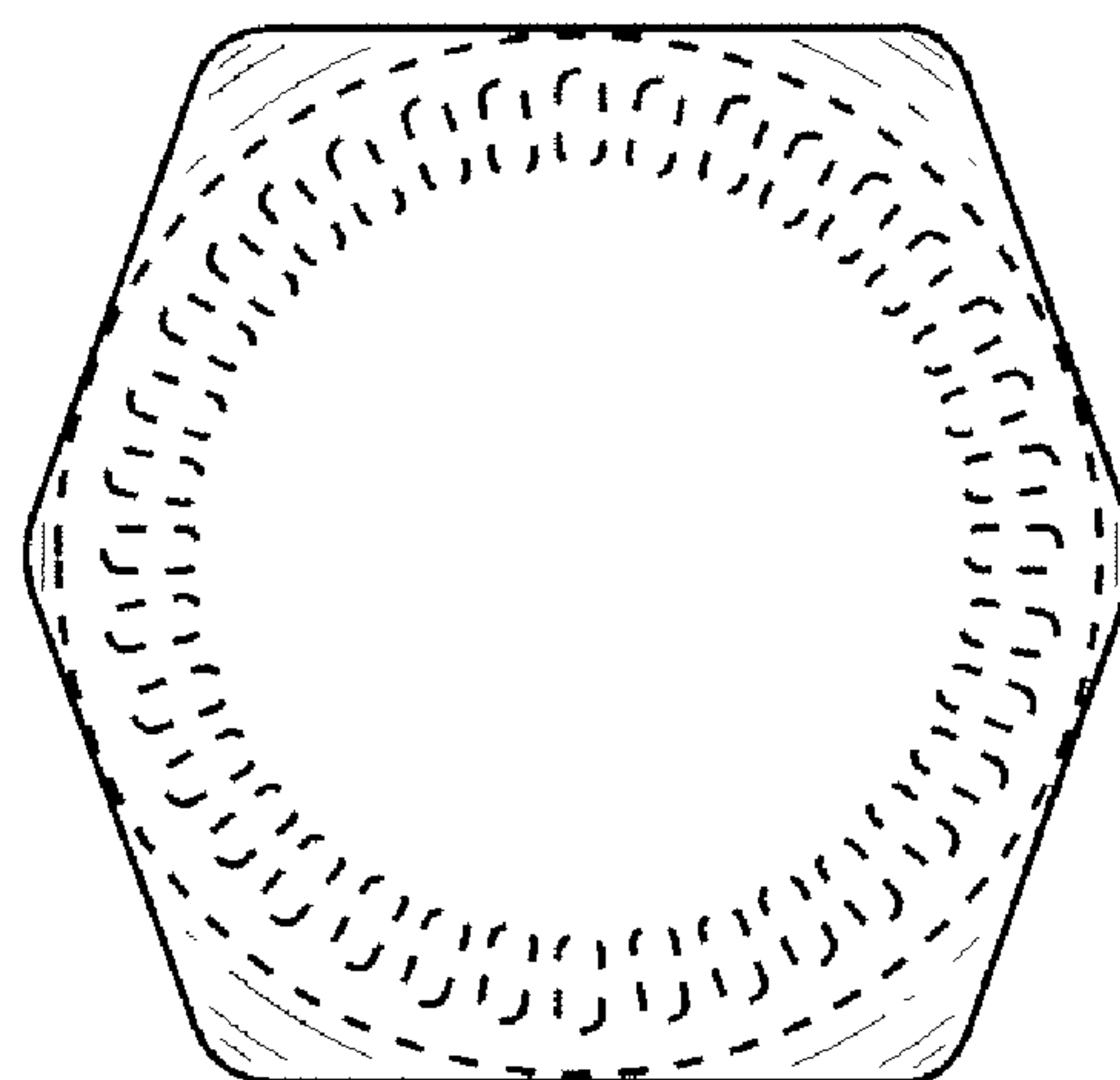


FIG. 8