



US00D665664S

(12) **United States Design Patent**
Scales et al.

(10) **Patent No.:** **US D665,664 S**

(45) **Date of Patent:** **** Aug. 21, 2012**

(54) **PACKAGING CONTAINER**

(75) Inventors: **Christopher Scales**, Copenhagen (DK);
Koi Chin Chung, Singapore (SG);
Garrick Tan, Penang (MY); **Swee Kok Heng**, Singapore (SG)

(73) Assignee: **Tetra Laval Holdings & Finance S.A.**,
Pully (CH)

(**) Term: **14 Years**

(21) Appl. No.: **29/397,669**

(22) Filed: **Jul. 19, 2011**

(30) **Foreign Application Priority Data**

Feb. 3, 2011 (EM) 001258065

(51) **LOC (9) Cl.** **09-03**

(52) **U.S. Cl.** **D9/431**

(58) **Field of Classification Search** D9/430-433,
D9/414, 418, 420-423, 434; D11/221; 206/278,
206/297, 299, 457, 770, 737, 810, 822; 229/100,
229/101, 101.3, 106, 108, 108.1, 116.1, 116.3,
229/116.5, 121, 122, 201, 213, 221, 222,
229/227, 922, 939, 942, 87.08, 101.2, 193,
229/195, 197

See application file for complete search history.

(56) **References Cited**

U.S. PATENT DOCUMENTS

D562,129 S * 2/2008 Kortsmit et al. D9/430
D562,130 S * 2/2008 Kortsmit et al. D9/430
D570,683 S * 6/2008 Kortsmit et al. D9/431
2008/0296359 A1 * 12/2008 Kortsmit et al. 229/136

* cited by examiner

Primary Examiner — Thomas Johannes

(74) *Attorney, Agent, or Firm* — Buchanan Ingersoll &
Rooney PC

(57) **CLAIM**

The ornamental design for a packaging container, as shown
and described.

DESCRIPTION

FIG. 1 is a front, side perspective view of a packaging con-
tainer according to our new design.

FIG. 2 is a rear, side perspective view thereof.

FIG. 3 is a rear, side and bottom perspective view thereof.

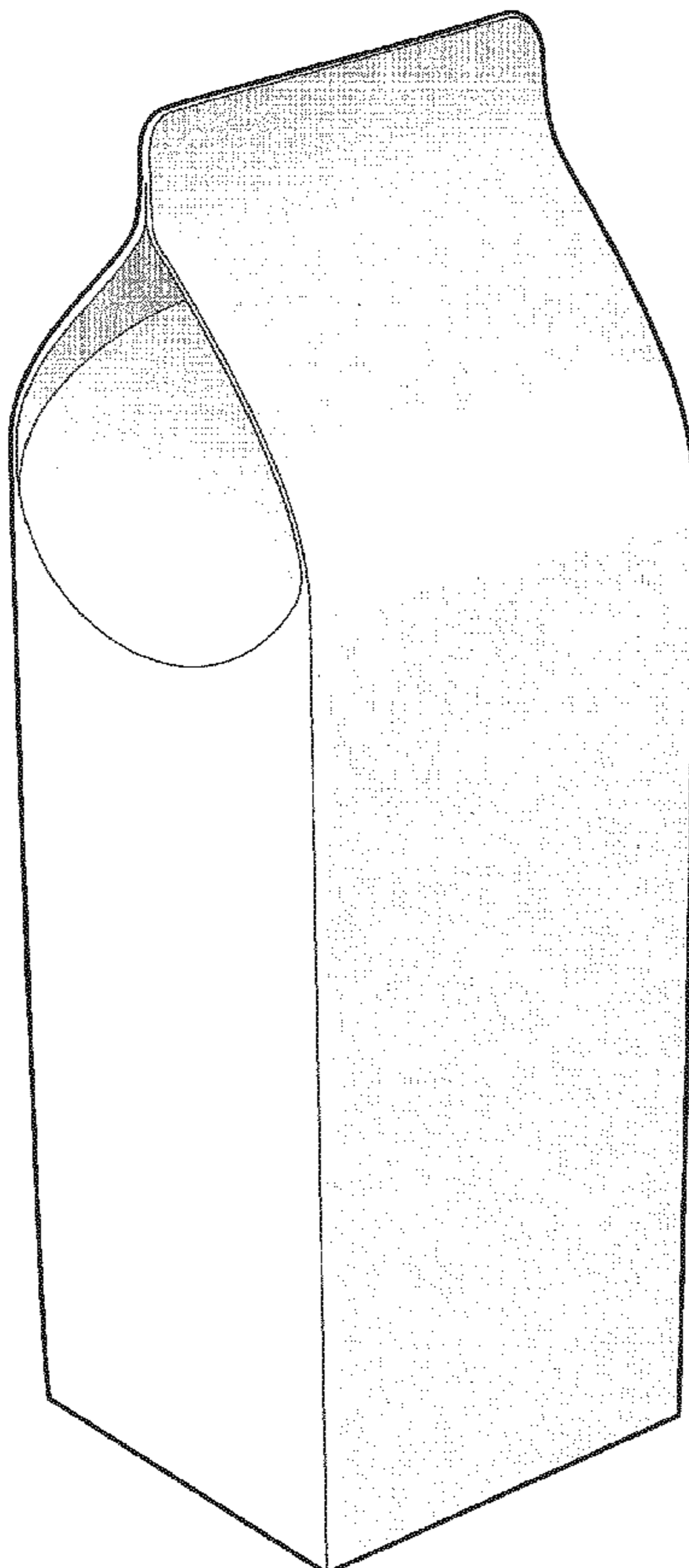
FIG. 4 is a side elevational view, the other side being a mirror
image thereof.

FIG. 5 front elevational view, the other side being a mirror
image thereof.

FIG. 6 top plan view thereof; and,

FIG. 7 bottom plan view thereof.

1 Claim, 7 Drawing Sheets



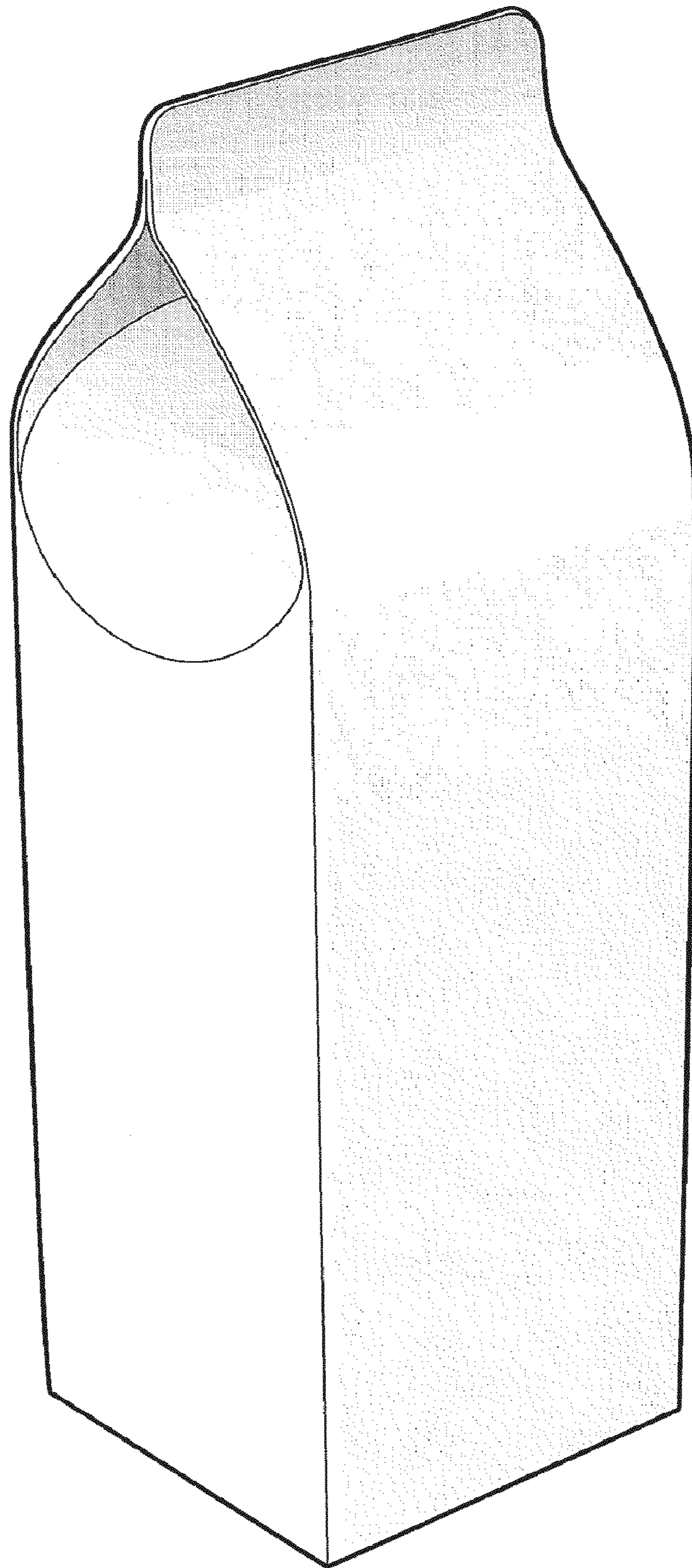


FIG. 1

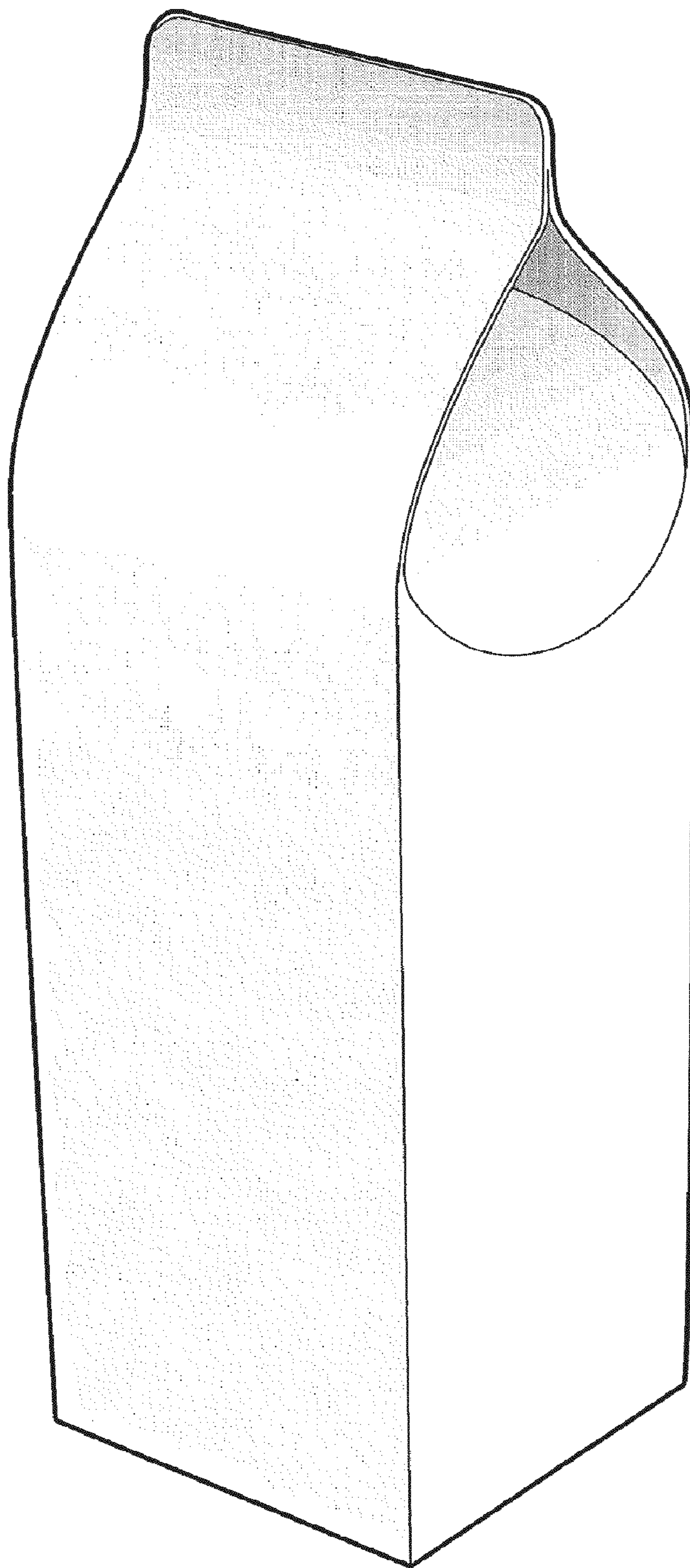


FIG. 2




FIG. 3

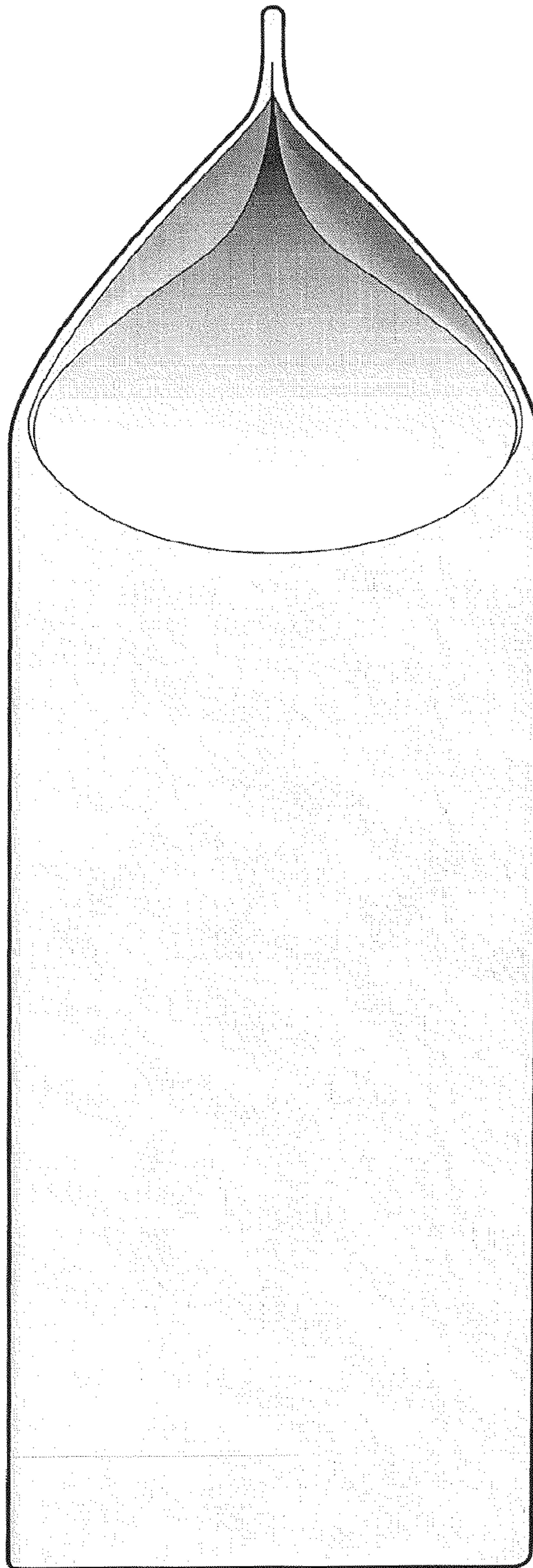


FIG. 4




FIG. 5




FIG. 6




FIG. 7