



US00D665647S

(12) **United States Design Patent**
Friel, Sr. et al.

(10) **Patent No.:** **US D665,647 S**
(45) **Date of Patent:** **** Aug. 21, 2012**

(54) **TWO-STAGE MANUAL KNIFE SHARPENER**

(75) Inventors: **Daniel D. Friel, Sr.**, Greenville, DE
(US); **Thomas M. Huber**, Dover, DE
(US)

(73) Assignee: **Edgecraft Corporation**, Avondale, PA
(US)

(**) Term: **14 Years**

(21) Appl. No.: **29/410,712**

(22) Filed: **Jan. 11, 2012**

(51) **LOC (9) Cl.** **08-05**

(52) **U.S. Cl.** **D8/93**

(58) **Field of Classification Search** D8/63,
D8/90-94; 76/82, 84, 86-89; 451/552, 555-558
See application file for complete search history.

(56) **References Cited**

U.S. PATENT DOCUMENTS

D111,174 S *	9/1938	Carpenter	D8/93
D116,704 S *	9/1939	Conway et al.	D8/93
D151,324 S *	10/1948	Chapin et al.	D8/93
D177,943 S	6/1956	Rutter		
D202,799 S	11/1965	Fano		
4,627,194 A	12/1986	Friel		
4,716,689 A	1/1988	Friel		
4,807,399 A	2/1989	Friel		
D303,209 S	9/1989	Friel		
D309,414 S *	7/1990	Shimizu	D8/93
D309,415 S *	7/1990	Shimizu	D8/93
D310,620 S	9/1990	Friel		
5,005,319 A	4/1991	Friel		
D328,410 S	8/1992	Friel		
5,148,634 A	9/1992	Bigliano		
5,245,791 A	9/1993	Bigliano		
5,611,726 A	3/1997	Friel		
D409,891 S	5/1999	Friel		
6,012,971 A	1/2000	Friel		
D427,500 S *	7/2000	Glesser	D8/93
6,113,476 A	9/2000	Friel		
6,267,652 B1	7/2001	Friel		
6,802,763 B1	10/2004	Leung		

6,863,600 B2	3/2005	Friel		
6,875,093 B2	4/2005	Friel		
D517,891 S *	3/2006	Tsuchida	D8/91
D542,616 S	5/2007	Elek		
D543,430 S	5/2007	Barr		
7,235,004 B2	6/2007	Friel		
D567,611 S	4/2008	Elek		
D575,124 S	8/2008	Smith		
D587,551 S	3/2009	Friel		
7,517,275 B2	4/2009	Friel		
7,740,522 B2	6/2010	Walker		
D620,332 S	7/2010	Elek		
D624,799 S *	10/2010	De Bretton Gordon	D8/93
D632,153 S	2/2011	Walker		
D641,225 S *	7/2011	Friel et al.	D8/93
D641,226 S *	7/2011	Friel et al.	D8/93
D651,887 S	1/2012	Elek		
D652,284 S	1/2012	Elek		
2003/0236061 A1	12/2003	Li		
2004/0077296 A1	4/2004	Friel		

* cited by examiner

Primary Examiner — Philip S Hyder

Assistant Examiner — Roselynn Cody

(74) *Attorney, Agent, or Firm* — Connolly Bove Lodge & Hutz

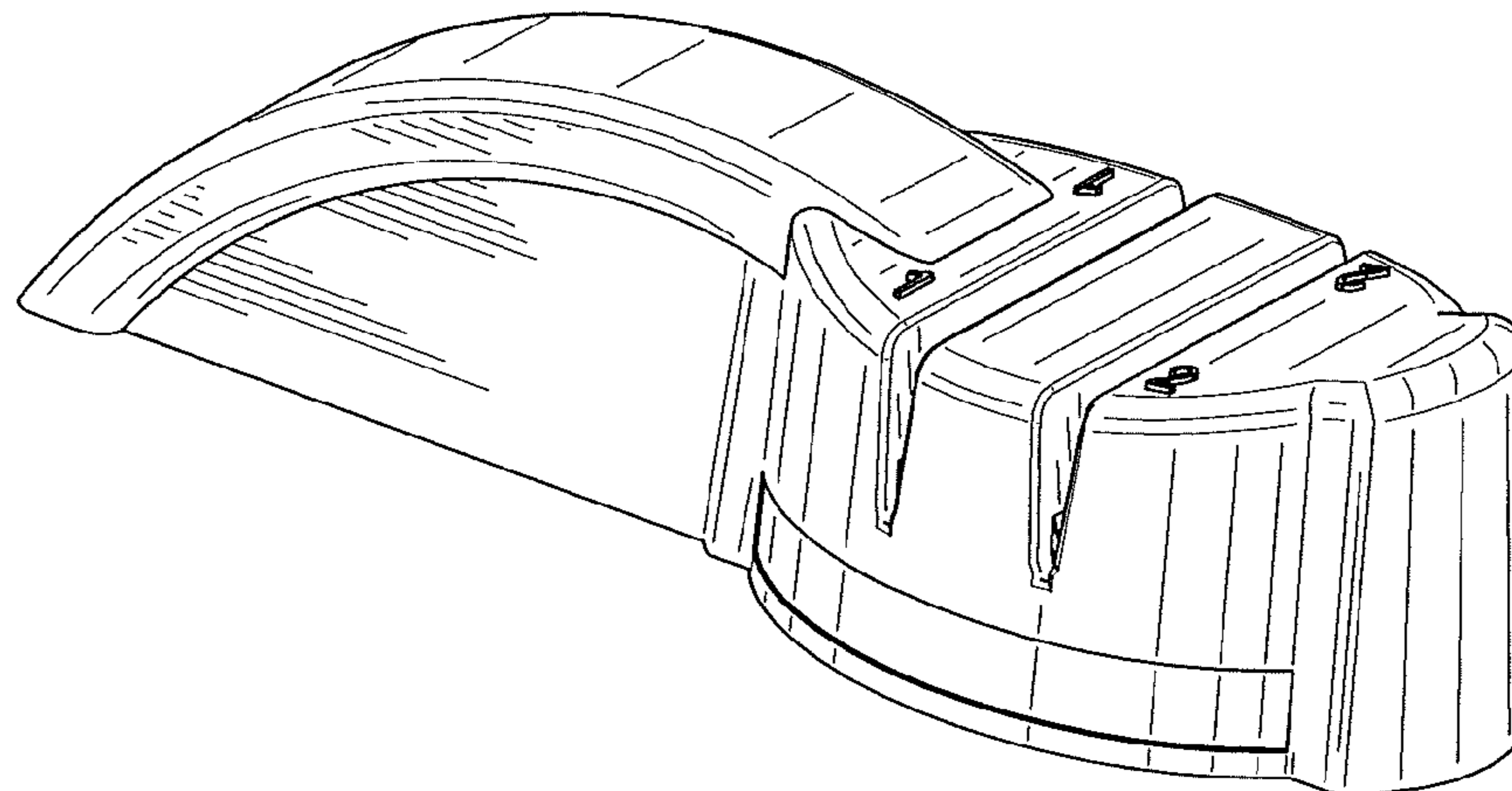
(57) **CLAIM**

The ornamental design for a two stage manual knife sharpener, as shown and described.

DESCRIPTION

FIG. 1 is an isometric view of a two stage manual knife sharpener showing our new design;
FIG. 2 is a right side elevational view thereof;
FIG. 3 is a left side elevational view thereof;
FIG. 4 is a front elevational view thereof;
FIG. 5 is a rear elevational view thereof;
FIG. 6 is a top plan view thereof; and,
FIG. 7 is a bottom plan view thereof.
The broken lines in FIG. 7 illustrate portions of the design that form no part of the claim.

1 Claim, 4 Drawing Sheets



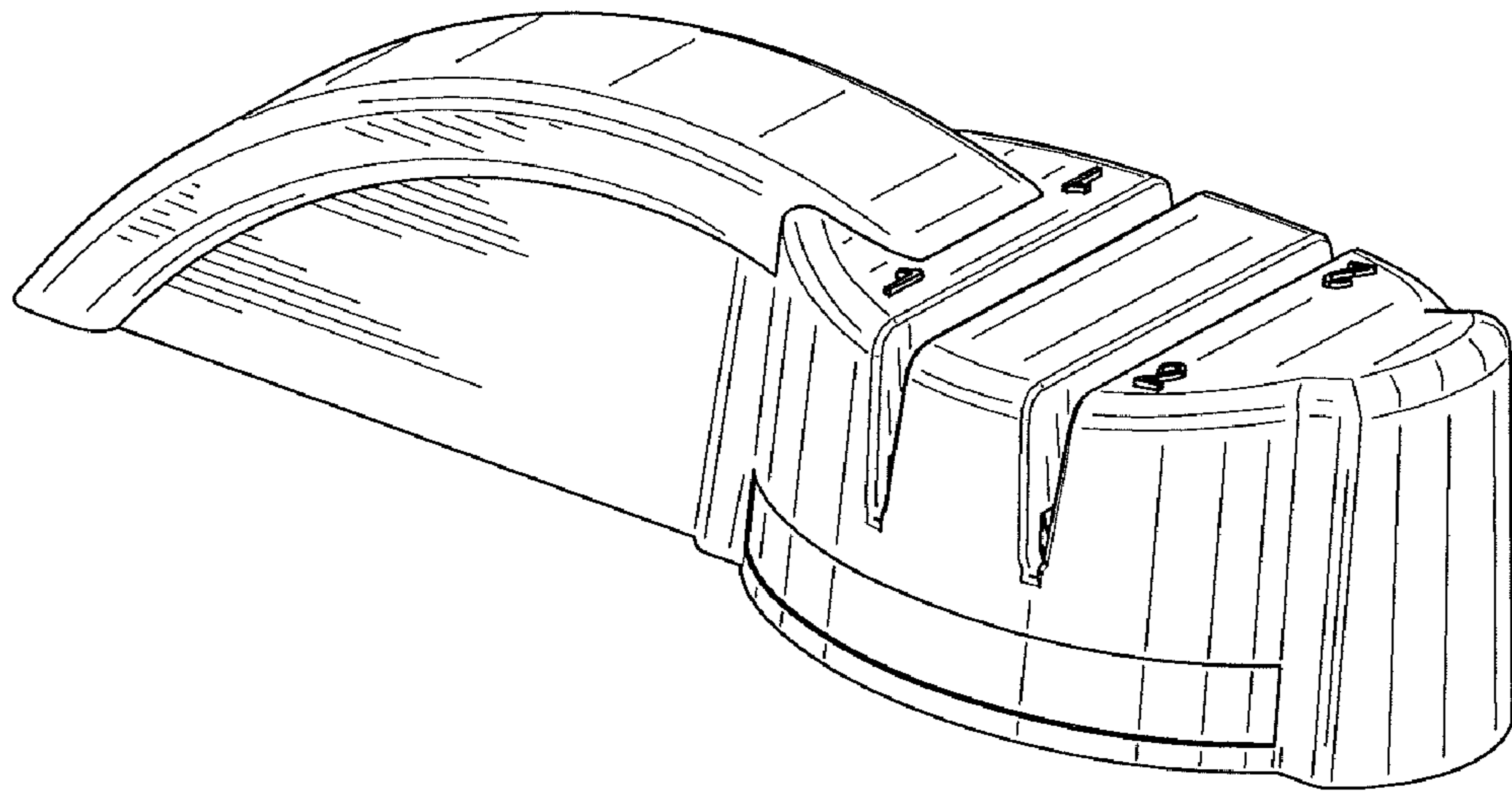


FIG. 1

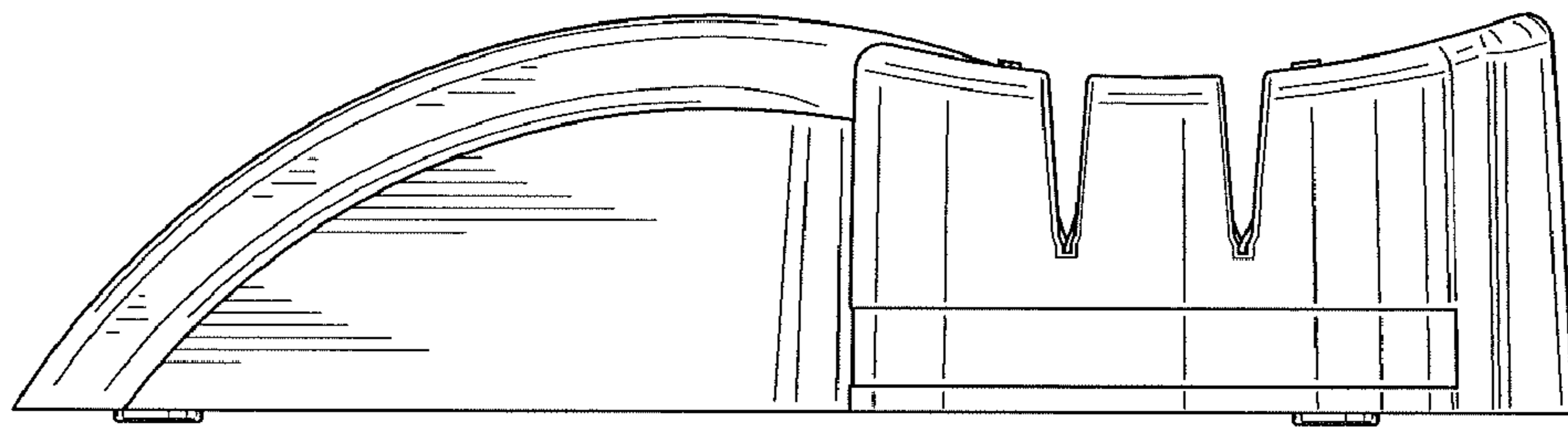


FIG. 2

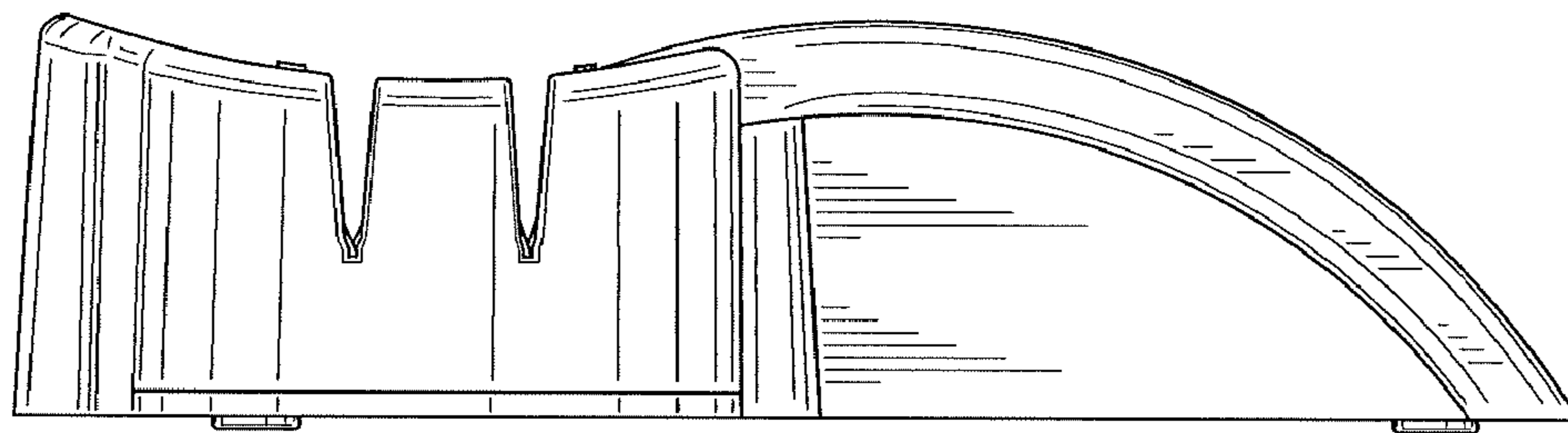


FIG. 3




FIG. 4




FIG. 5

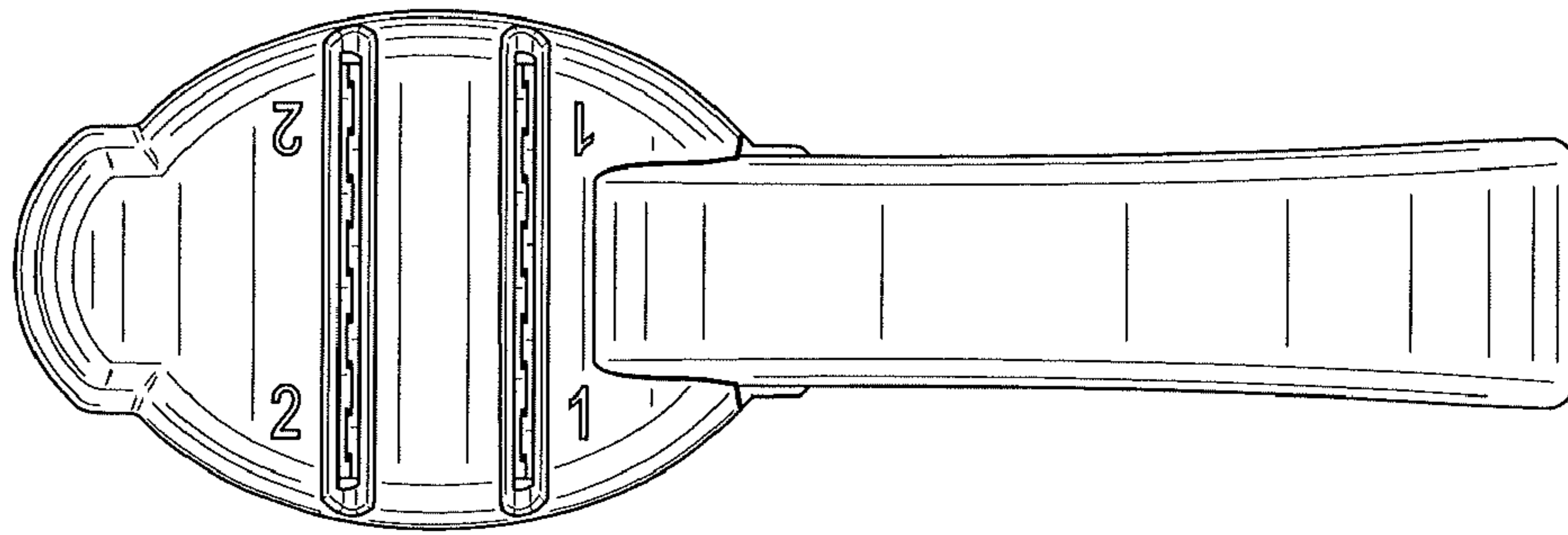


FIG. 6

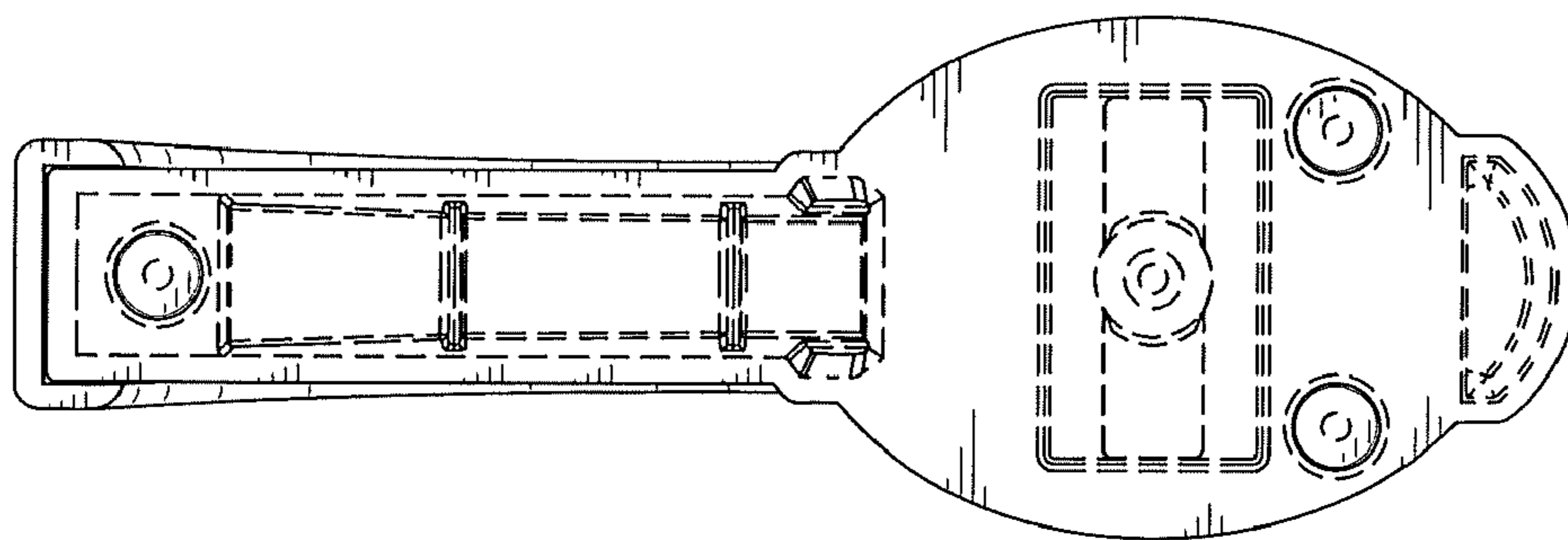


FIG. 7