



US00D665638S

(12) **United States Design Patent**
Krohmer et al.

(10) **Patent No.:** **US D665,638 S**

(45) **Date of Patent:** **** Aug. 21, 2012**

(54) **PUSH BLOCK**

(75) Inventors: **Steve Donald Krohmer**, Coon Rapids, MN (US); **Daniel L. Wenning**, Minneapolis, MN (US); **Daniel Patrick Banasik**, Eagan, MN (US); **James Joseph Frey**, Edina, MN (US)

(73) Assignee: **Rockler Companies, Inc.**, Medina, MN (US)

(**) Term: **14 Years**

(21) Appl. No.: **29/405,190**

(22) Filed: **Oct. 31, 2011**

(51) **LOC (9) Cl.** **08-05**

(52) **U.S. Cl.** **D8/14**

(58) **Field of Classification Search** D8/14,
D8/45, 71, 90; 83/13, 436.2; 451/502, 503,
451/523-525, 540, 545, 557-558; 144/242.1,
144/245.1, 253.1

See application file for complete search history.

(56) **References Cited**

U.S. PATENT DOCUMENTS

686,339	A *	11/1901	Ritchie	144/245.1
1,825,080	A *	9/1931	Morford	403/24
2,410,467	A *	11/1946	Valentine	83/436.2
2,681,671	A *	6/1954	Norris	144/242.1
2,739,625	A *	3/1956	Peters	83/425
D186,935	S *	12/1959	Littlefield	D8/14
3,010,133	A *	11/1961	Hurd	15/235.4
D216,668	S *	3/1970	Tims, Jr.	D8/45
D228,339	S *	9/1973	Zemke	D32/52
3,934,341	A *	1/1976	Carlson	30/287
4,001,903	A *	1/1977	Hay	7/164
4,348,925	A *	9/1982	Manweiler	83/436.2
4,370,909	A *	2/1983	Jennings	83/436.2
4,485,711	A *	12/1984	Schnell	83/425
D278,022	S *	3/1985	Ash	D8/14
D278,790	S *	5/1985	Chaney et al.	D8/14
5,016,509	A *	5/1991	Stottman	83/436.2
D337,707	S *	7/1993	McCord, Jr.	D8/14
D340,060	S *	10/1993	Emerich	D15/141
5,293,800	A *	3/1994	Nunn, Jr.	83/436.2

5,341,711	A *	8/1994	Stay et al.	83/425
5,678,467	A *	10/1997	Aigner	83/436.2
5,875,827	A *	3/1999	Brutscher et al.	144/253.1
5,894,777	A *	4/1999	Sterling	83/436.2
6,044,740	A *	4/2000	Werkheiser	83/436.2
6,135,521	A *	10/2000	Wirth et al.	294/15
D449,209	S *	10/2001	Aigner	D8/71
D474,389	S *	5/2003	Panfili et al.	D8/90
6,732,623	B1 *	5/2004	Jennings	83/436.2
7,040,206	B2 *	5/2006	Wang	83/436.2
D525,508	S *	7/2006	Leonard, II	D8/90
D561,791	S *	2/2008	Kozina et al.	D15/142
7,540,224	B2 *	6/2009	Wang	83/436.2
7,861,428	B1 *	1/2011	Clark	33/427
7,886,641	B2 *	2/2011	Wirth et al.	83/13
2005/0059328	A1 *	3/2005	Madsen et al.	451/523
2006/0123961	A1 *	6/2006	Fontaine	83/436.2

OTHER PUBLICATIONS

Push Block with Angled Handle and Bench Dog Ultra Push-Bloc. Images Snagged Jan. 30, 2012 AT <http://www.rockler.com/product.cfm?page=17948> and <http://www.rockler.com/product.cfm?page=3057>.
Using Push Sticks. Download at <http://www.newwoodworker.com/pushsticks.html> on Jan. 30, 2012.*

* cited by examiner

Primary Examiner — Philip S Hyder

Assistant Examiner — Roselynn Cody

(74) *Attorney, Agent, or Firm* — Altera Law Group, LLC


(57) **CLAIM**

The ornamental design for a push block, as shown and described.

DESCRIPTION

FIG. 1 is a front perspective view of the push block.
FIG. 2 is a front view thereof.
FIG. 3 is rear view thereof.
FIG. 4 is a right side view thereof.
FIG. 5 is a left side view thereof.
FIG. 6 is a top view thereof; and,
FIG. 7 is a bottom view thereof.

1 Claim, 4 Drawing Sheets



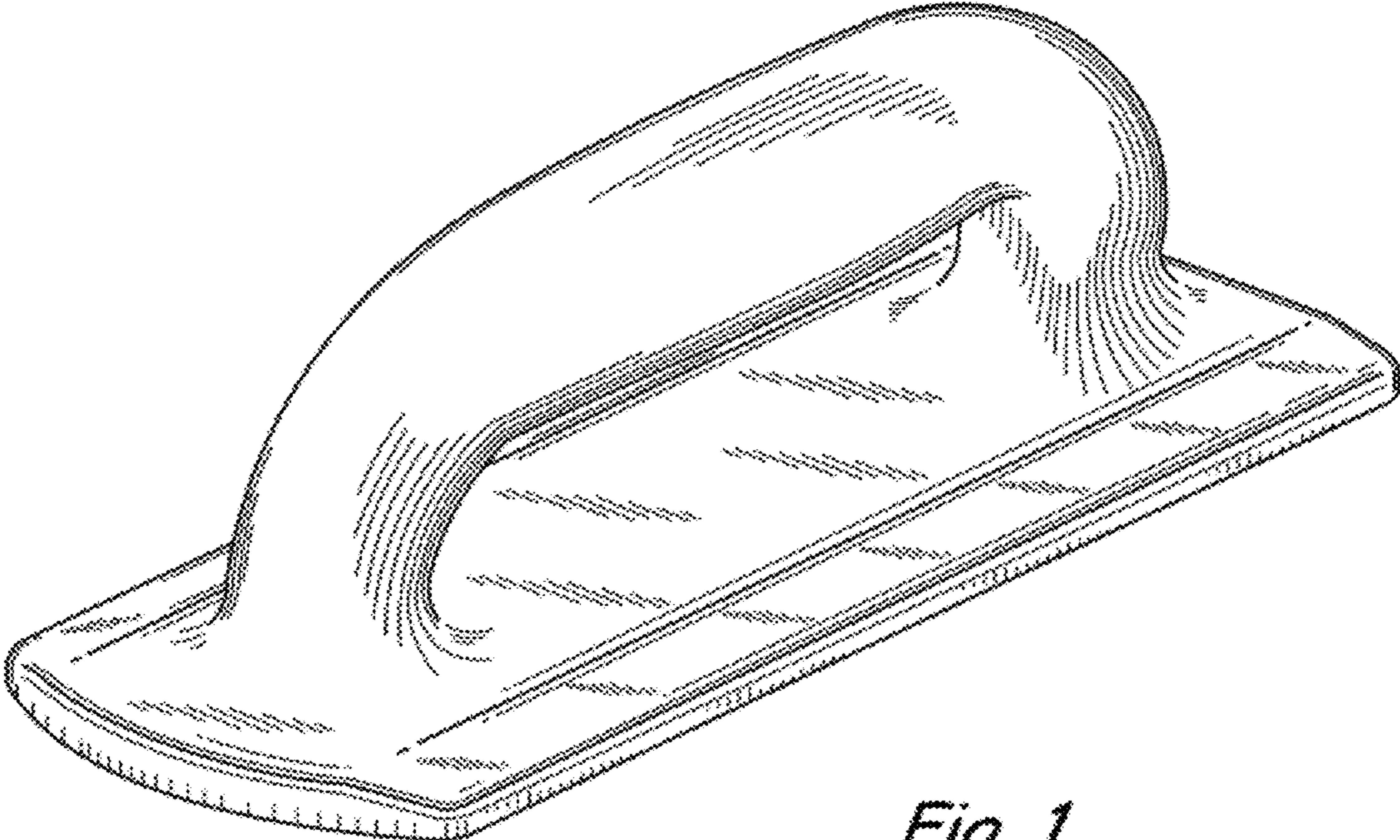


Fig. 1

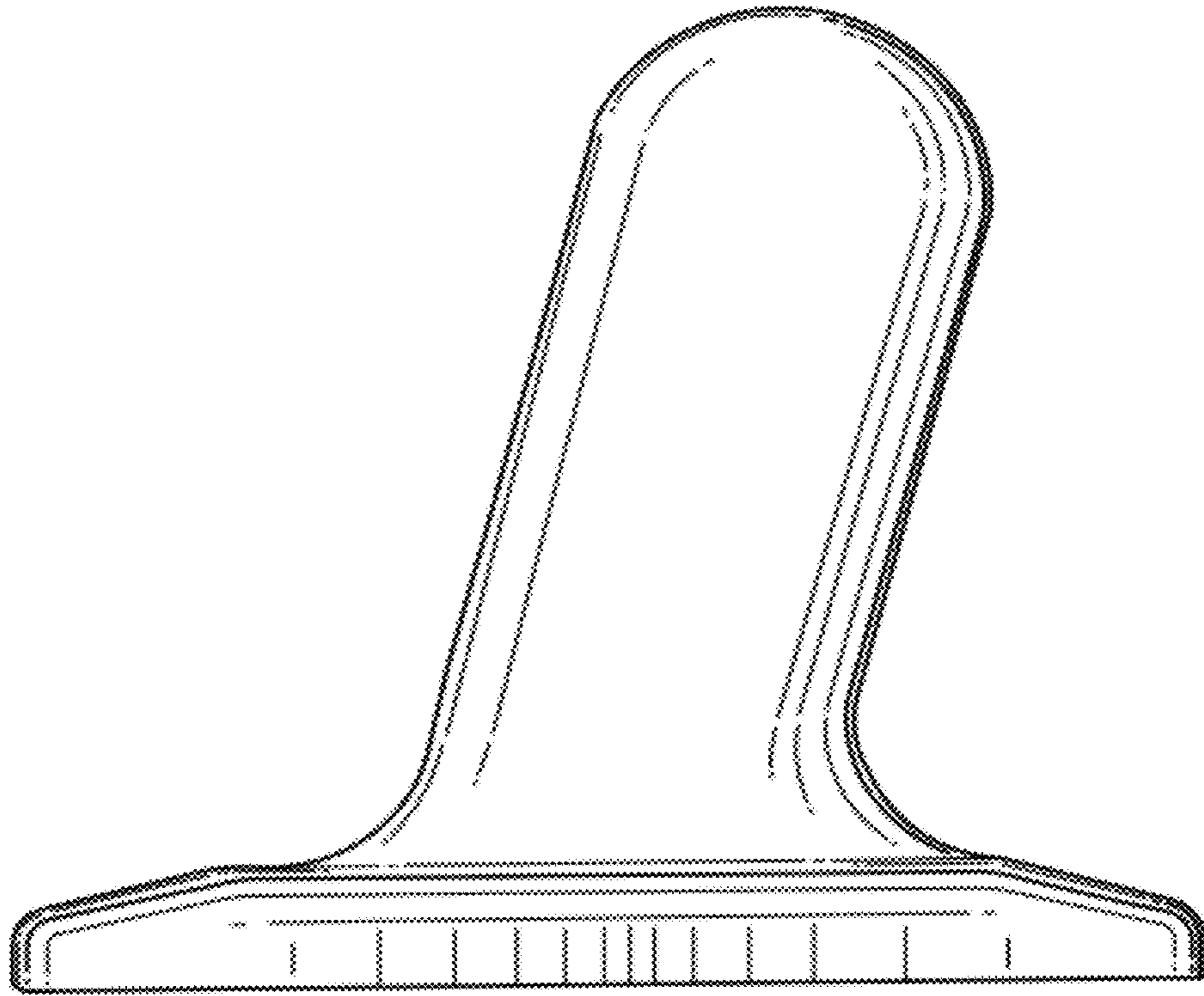


Fig. 2

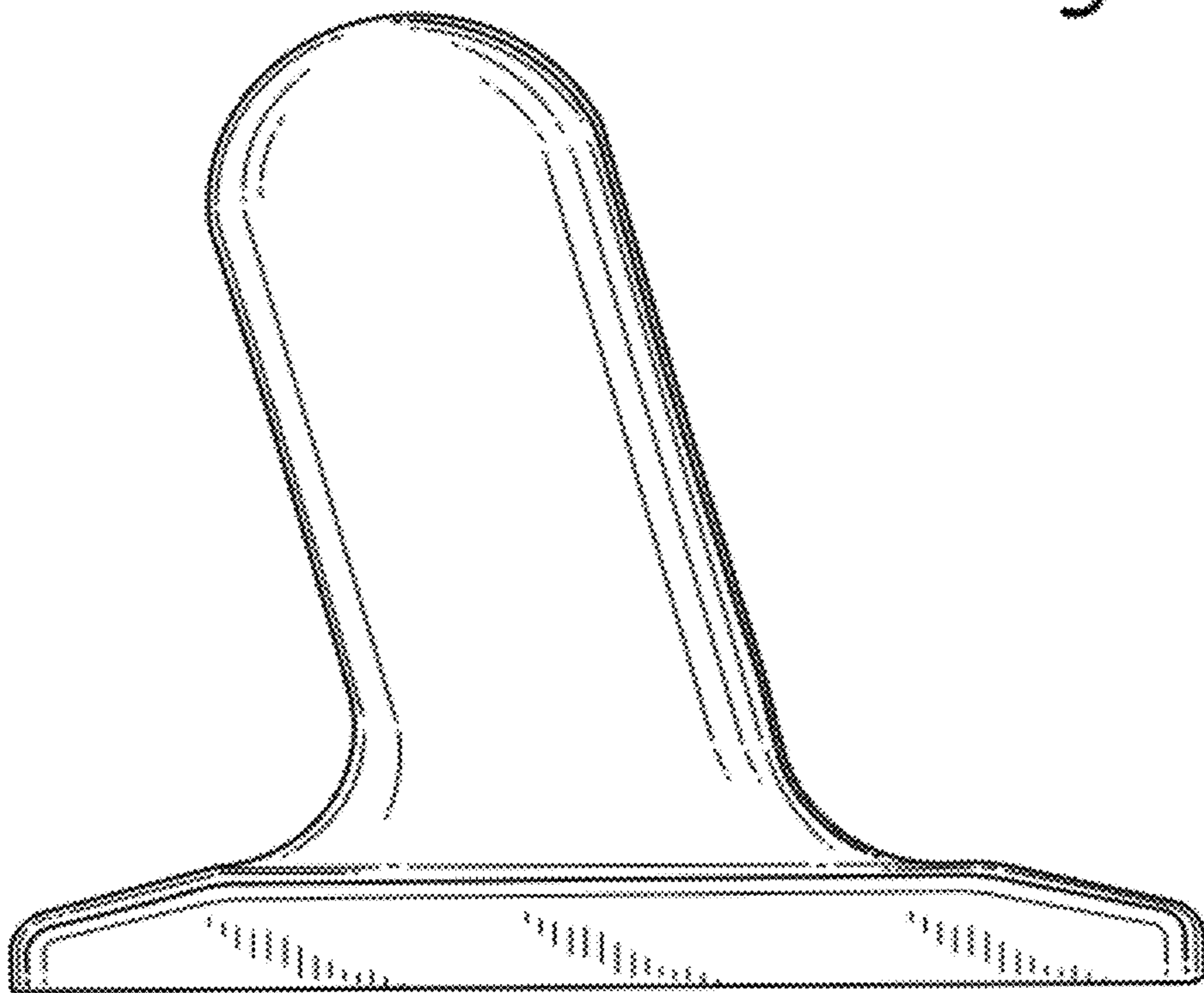


Fig. 3

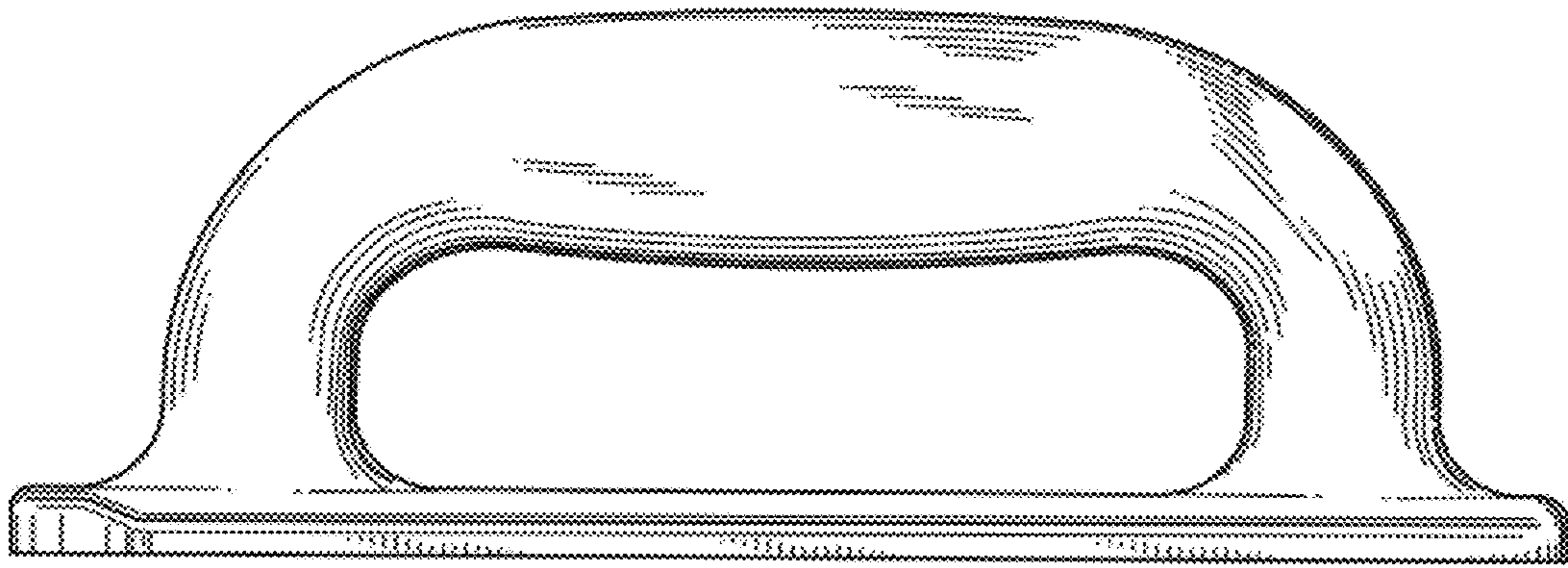


Fig. 4

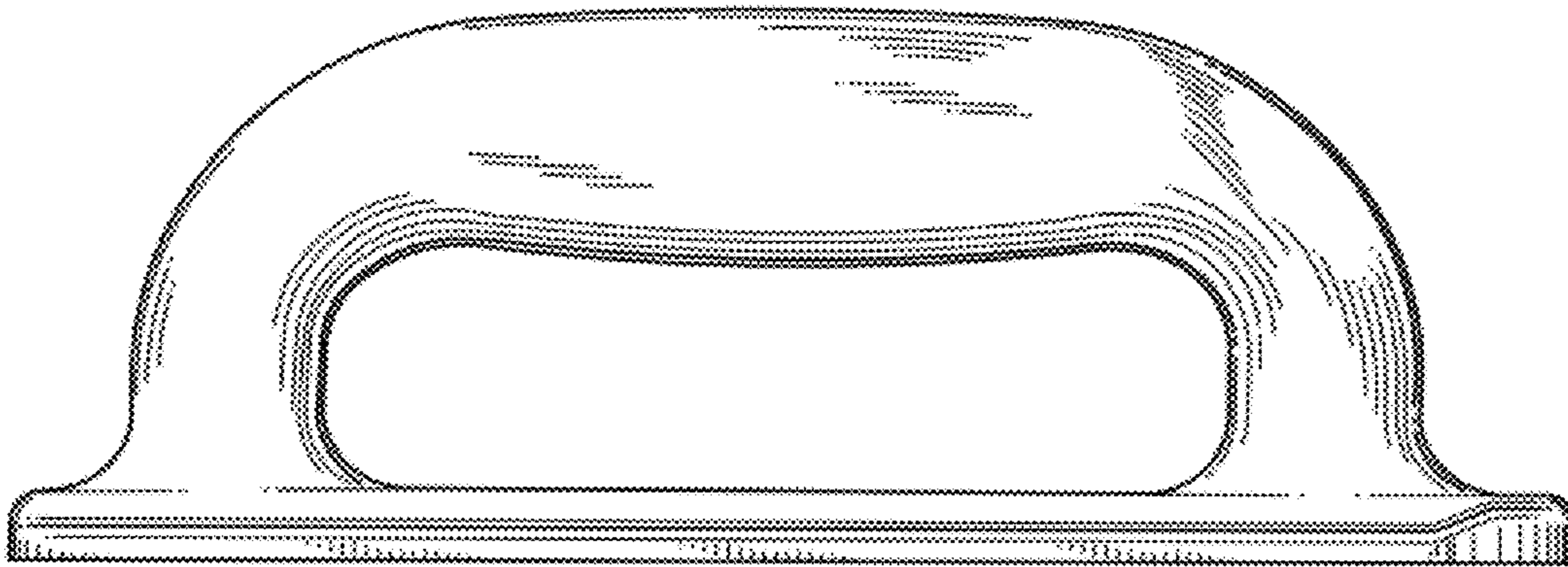


Fig. 5

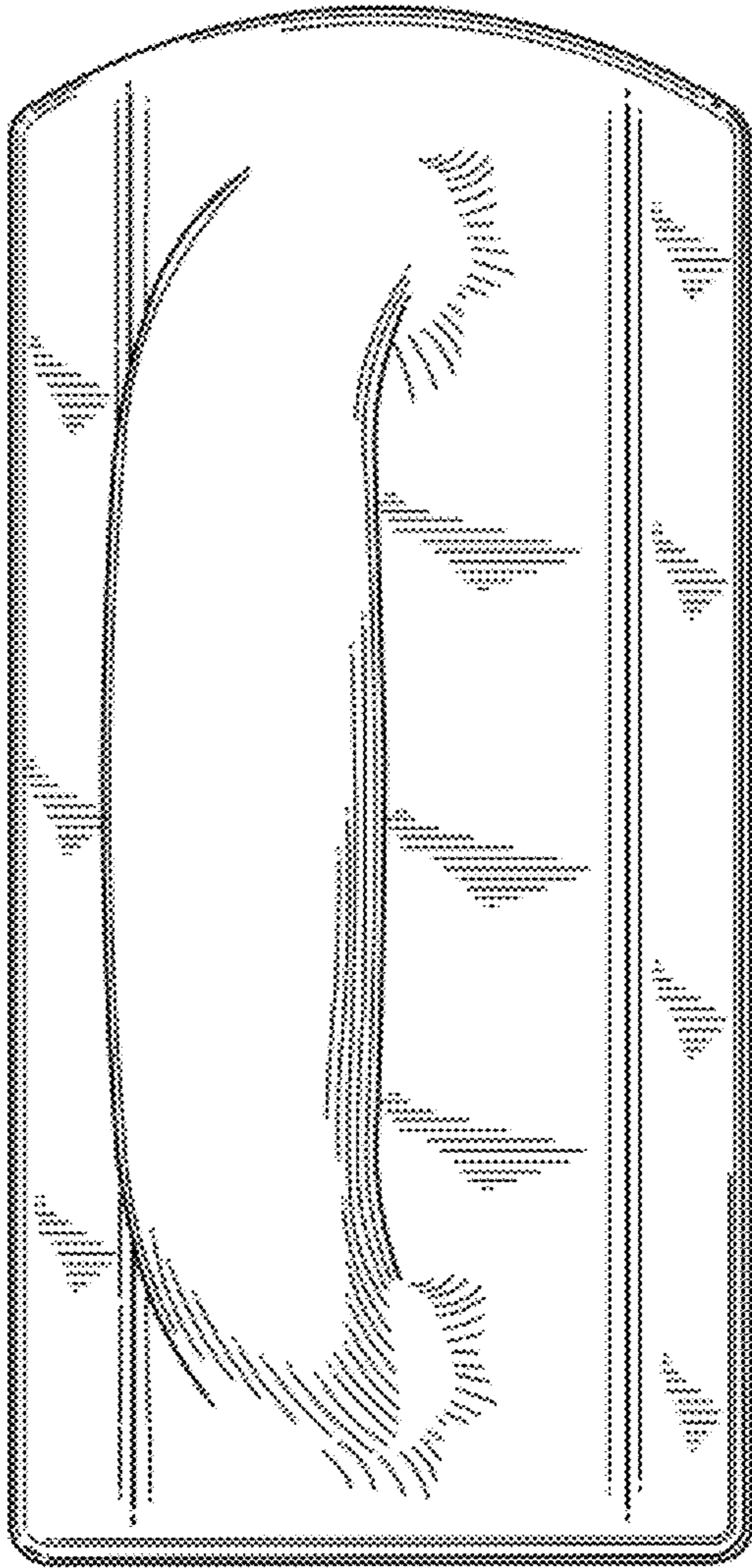


Fig. 6




Fig. 7