

US00D665626S

(12) **United States Design Patent**  
**Luo**

(10) **Patent No.:** **US D665,626 S**

(45) **Date of Patent:** **\*\* Aug. 21, 2012**

(54) **UTILITY LIGHTER**

(76) Inventor: **Simon Luo**, City of Industry, CA (US)

(\*\*) Term: **14 Years**

(21) Appl. No.: **29/374,365**

(22) Filed: **Aug. 5, 2011**

(51) **LOC (9) Cl.** ..... **07-99**

(52) **U.S. Cl.** ..... **D7/416**

(58) **Field of Classification Search** ..... D27/194,  
D27/184, 189, 187, 186, 185, 100, 101, 183,  
D27/172, 143, 163, 162, 161, 153, 144, 141,  
D27/156, 160, 139, 140, 154, 155, 157, 142,  
D27/102, 130, 158, 159, 167, 173, 176, 180,  
D27/181, 193; 219/220; 431/253, 344; 131/70,  
131/58, 66.1, 73, 283, 47, 49, 187, 174; D9/423,  
D9/542, 563, 454, 504; D8/34, 33, 105,  
D8/30, 29.1; D7/416; 439/668; 206/236;  
44/507

See application file for complete search history.

(56) **References Cited**

**U.S. PATENT DOCUMENTS**

D267,820 S \* 2/1983 Tomita ..... D7/416  
D277,307 S \* 1/1985 Zeller et al. .... D7/416  
D314,118 S \* 1/1991 Lloveras Capilla ..... D7/416

D345,489 S \* 3/1994 Moh ..... D7/416  
D364,313 S \* 11/1995 Zemel ..... D7/416  
D364,778 S \* 12/1995 Choi ..... D7/416  
D380,936 S \* 7/1997 Hsu ..... D7/416  
D436,290 S \* 1/2001 Harel ..... D7/416  
6,428,309 B1 \* 8/2002 Doiron ..... 431/153  
6,644,958 B1 \* 11/2003 Li ..... 431/153  
D497,285 S \* 10/2004 Qi ..... D7/416  
D526,739 S \* 8/2006 Reynolds ..... D27/147  
D532,256 S \* 11/2006 van Geenen ..... D7/416  
D618,059 S \* 6/2010 Huang ..... D7/416

\* cited by examiner

*Primary Examiner* — Kevin Rudzinski

(74) *Attorney, Agent, or Firm* — Raymond Y. Chan; David and Raymond Patent Firm

(57) **CLAIM**

The ornamental design for a utility lighter, as shown and described.

**DESCRIPTION**

FIG. 1 is a perspective view of utility lighter showing my new design.

FIG. 2 is a right view thereof.

FIG. 3 is a left view thereof.

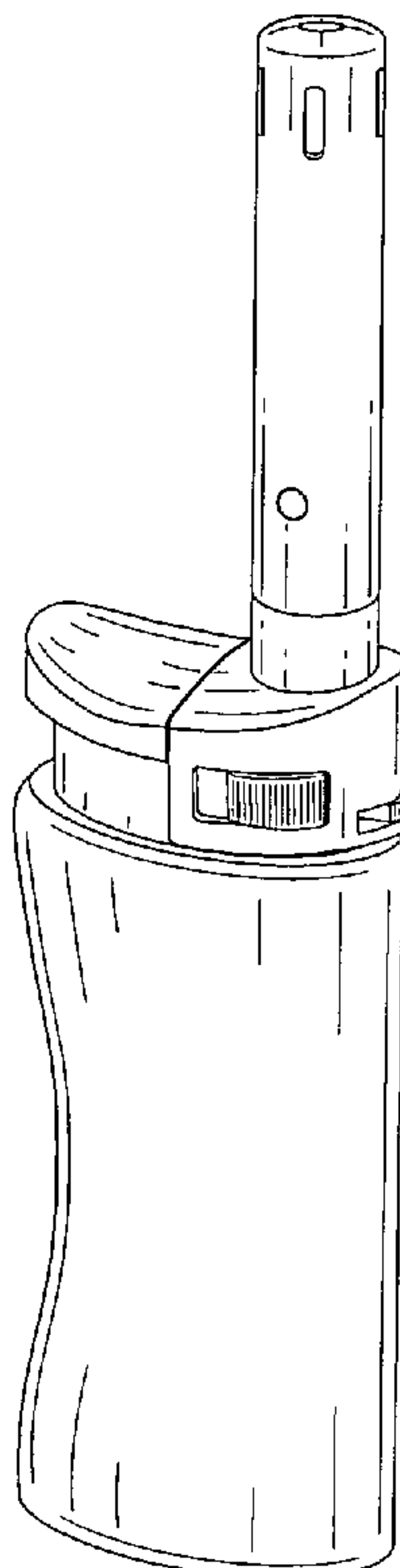
FIG. 4 is a bottom view thereof.

FIG. 5 is a top view thereof.

FIG. 6 is a front view thereof; and,

FIG. 7 is a rear view thereof.

**1 Claim, 7 Drawing Sheets**



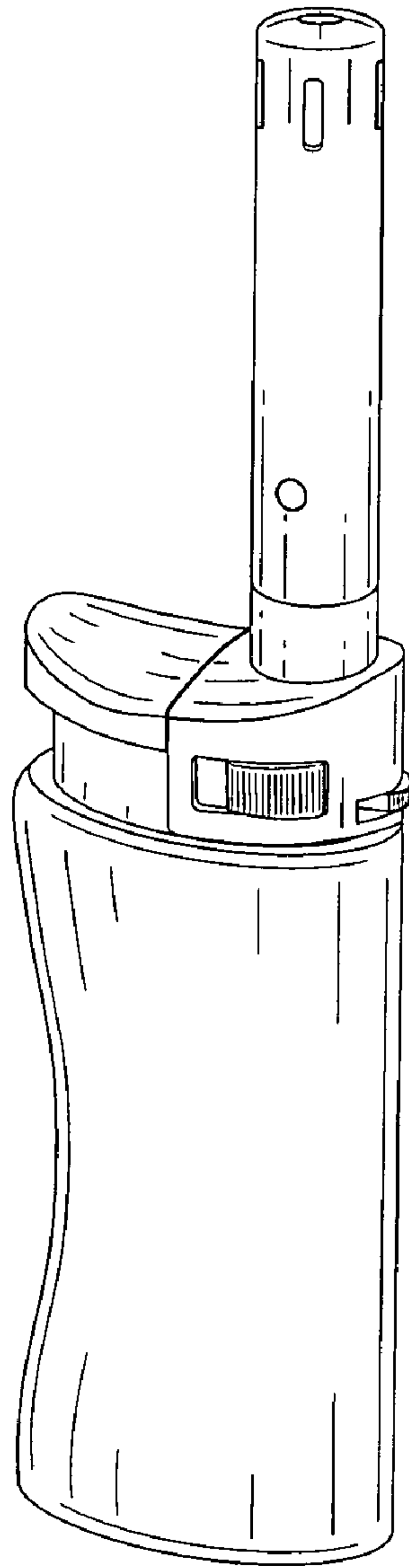


FIG. 1

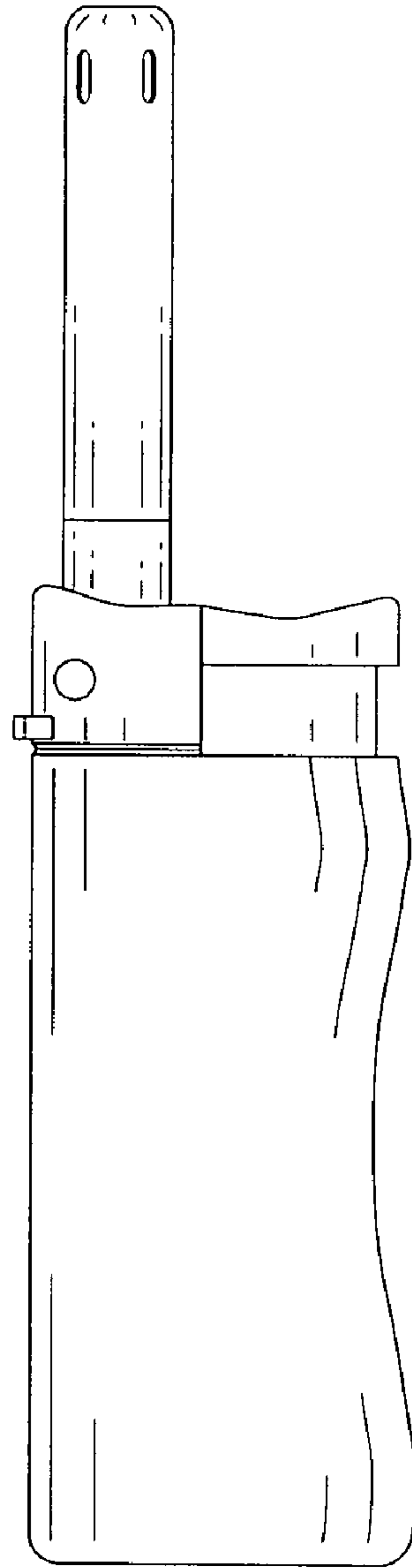


FIG. 2

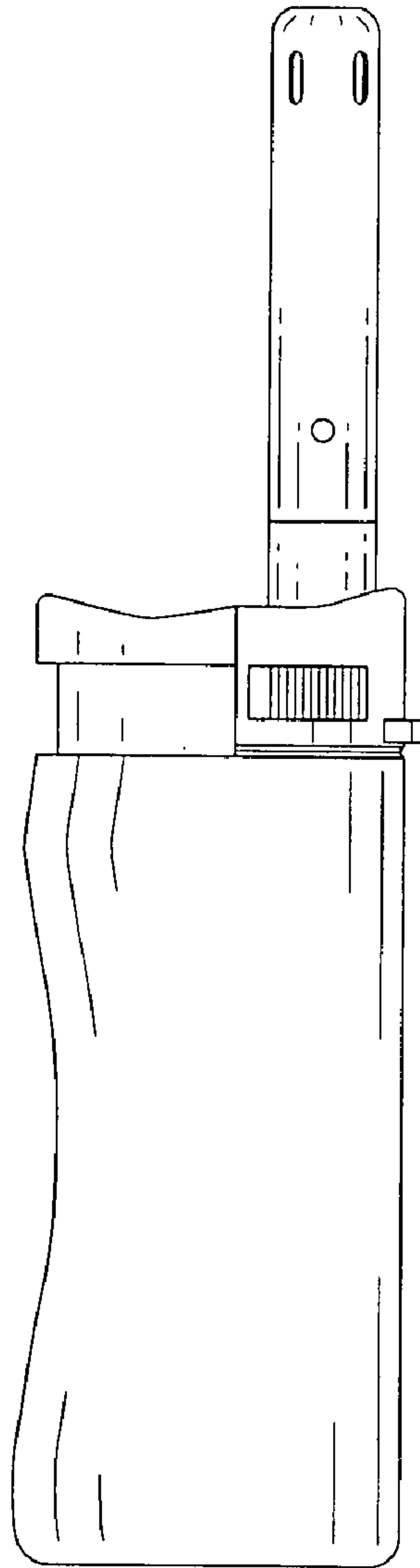


FIG.3

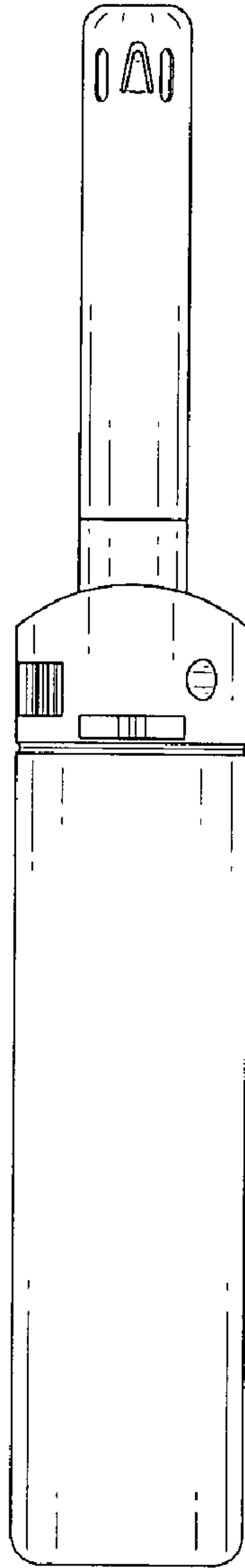


FIG.4

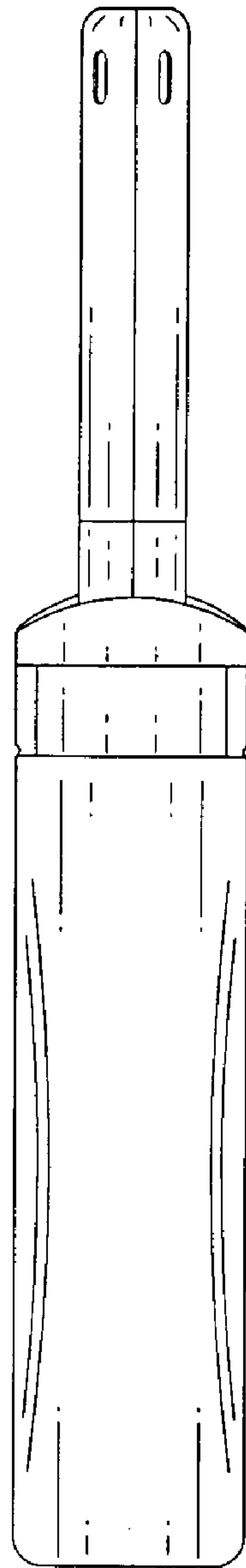


FIG.5

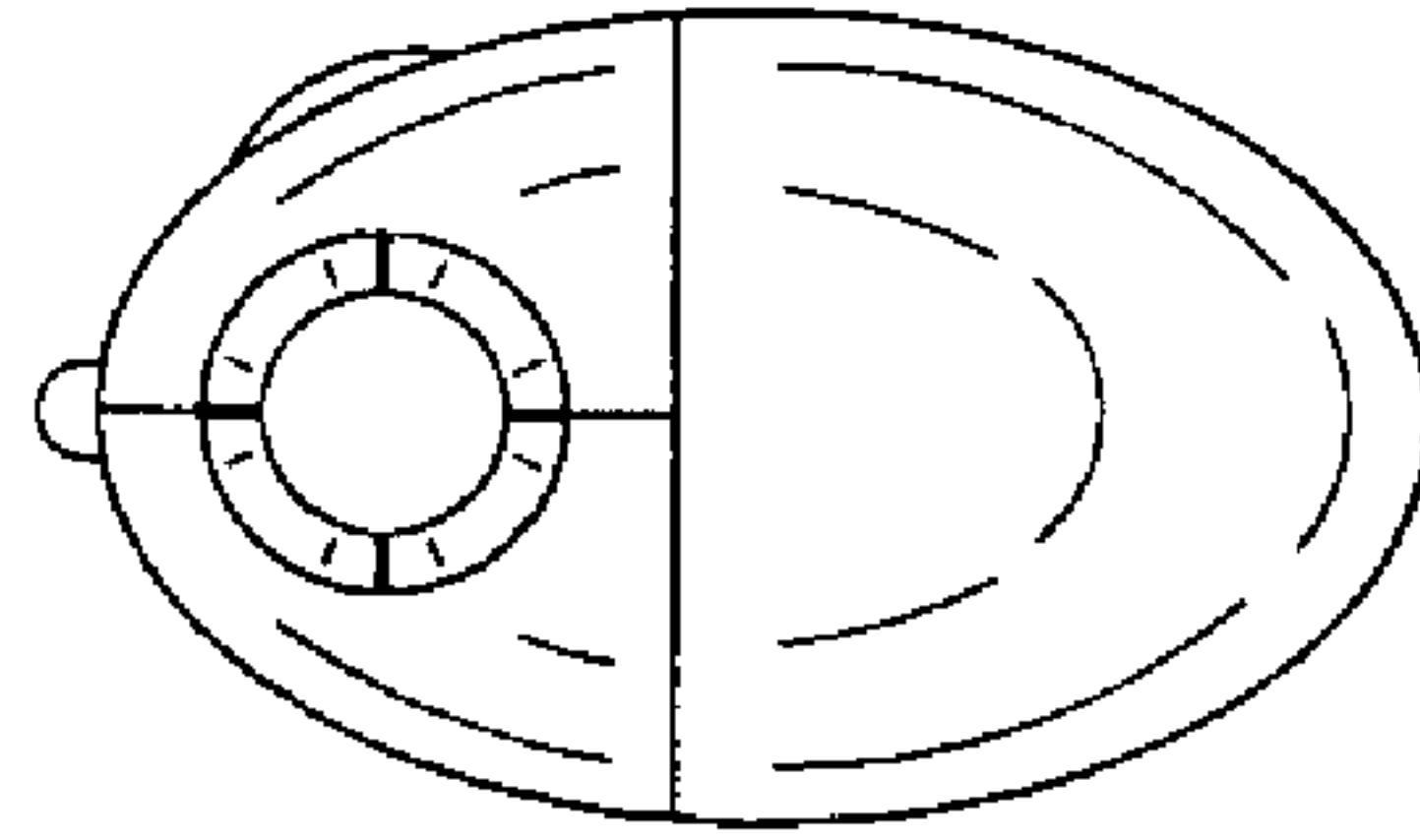


FIG.6

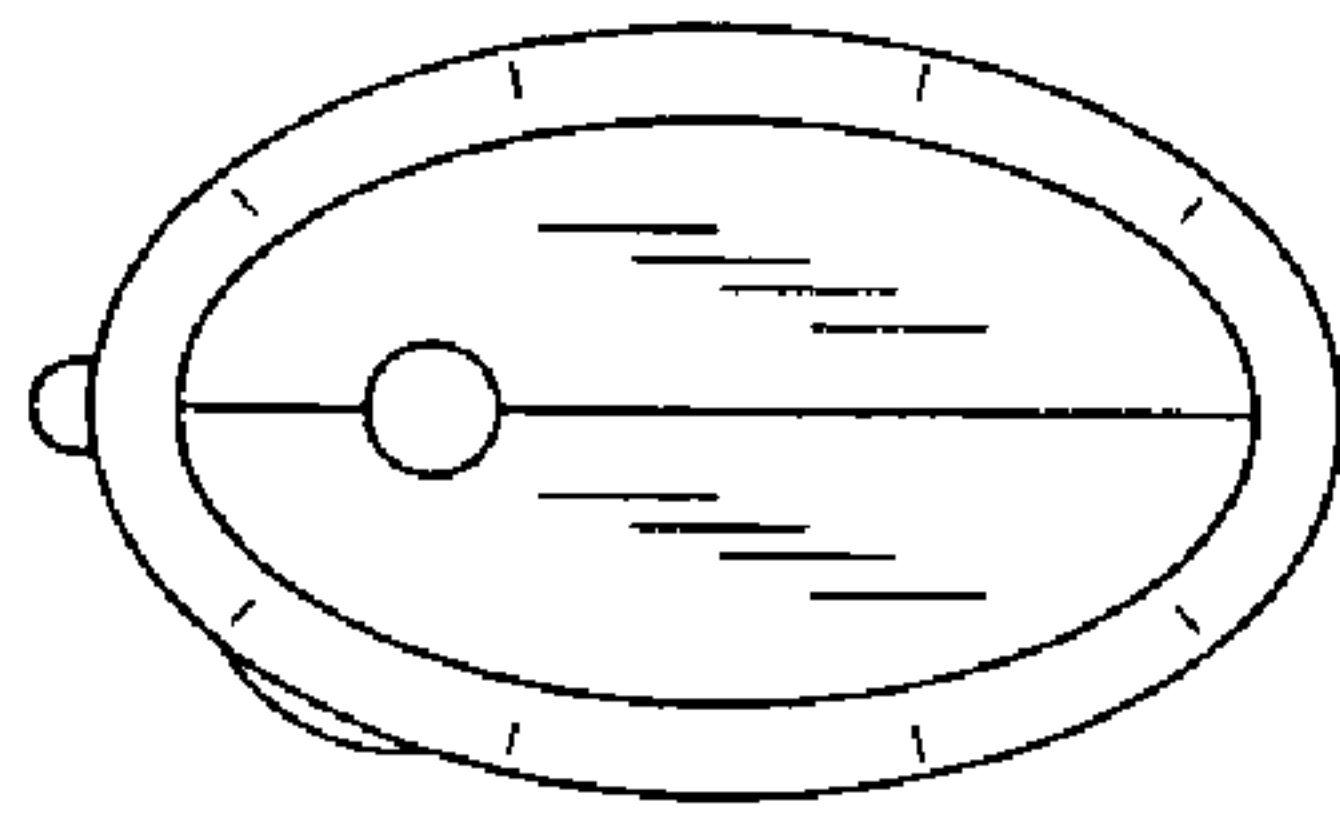


FIG. 7