



US00D665608S

(12) **United States Design Patent**  
**Fodor**

(10) **Patent No.:** **US D665,608 S**

(45) **Date of Patent:** **\*\* Aug. 21, 2012**

(54) **MALE HYGIENIC WIPER HOLDING  
APPLIANCE WITH UPPER STORAGE AND  
LOWER DISPOSAL UNITS**

D332,195 S \* 1/1993 Hines ..... D6/519  
D332,196 S \* 1/1993 Hines ..... D6/519  
D340,374 S \* 10/1993 Hines ..... D6/519  
D551,476 S \* 9/2007 Cittadino et al. .... D6/519

\* cited by examiner

(76) Inventor: **Andras Fodor**, Budapest (HU)

(\*\*) Term: **14 Years**

*Primary Examiner* — Brian N Vinson

(74) *Attorney, Agent, or Firm* — Handal & Morofsky LLC

(21) Appl. No.: **29/399,405**

(22) Filed: **Aug. 12, 2011**

(51) **LOC (9) Cl.** ..... **20-02**

(52) **U.S. Cl.** ..... **D6/519**

(58) **Field of Classification Search** ..... D6/515-524;  
D34/1, 11; 211/13.1, 71.01, 85.19, 88.01;  
221/33, 45, 282-286; 248/905; 312/34.1,  
312/34.4

See application file for complete search history.

(56) **References Cited**

U.S. PATENT DOCUMENTS

D219,066 S \* 10/1970 Biggar ..... D6/519  
D283,573 S \* 4/1986 Bernard ..... D6/519  
D283,575 S \* 4/1986 Bernard ..... D6/522

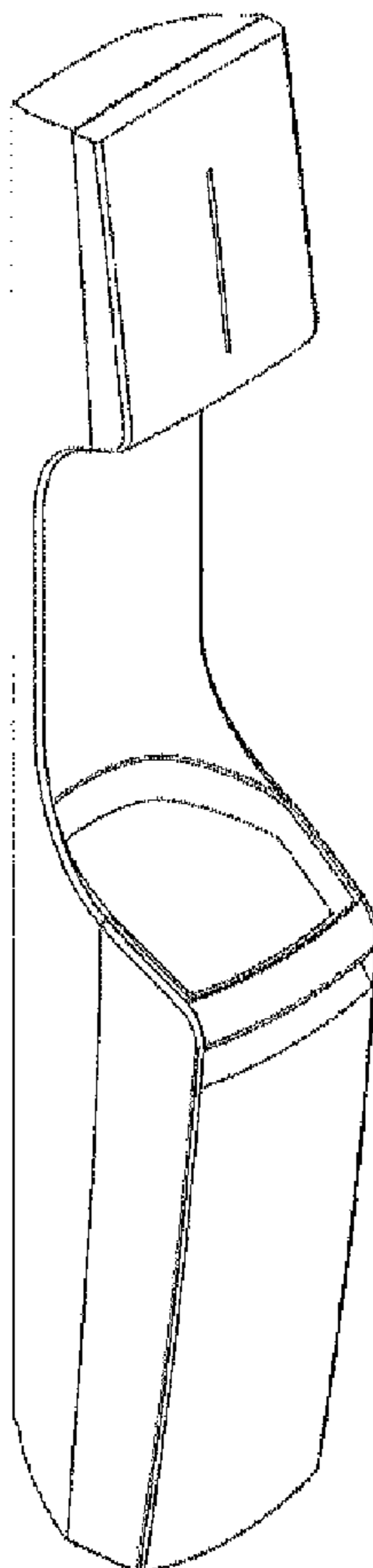
(57) **CLAIM**

The ornamental design for a male hygiene wiper holder appliance with upper storage and lower disposal units, as shown and described.

**DESCRIPTION**

FIG. 1 is a top, front, and left side perspective view of a male hygiene wiper holder appliance with upper storage and lower disposal units showing my new design;  
FIG. 2 is a front elevational view thereof;  
FIG. 3 is a rear elevational view thereof;  
FIG. 4 is a left side elevational view thereof;  
FIG. 5 is a top plan view thereof; and,  
FIG. 6 is a bottom plan view thereof.

**1 Claim, 6 Drawing Sheets**



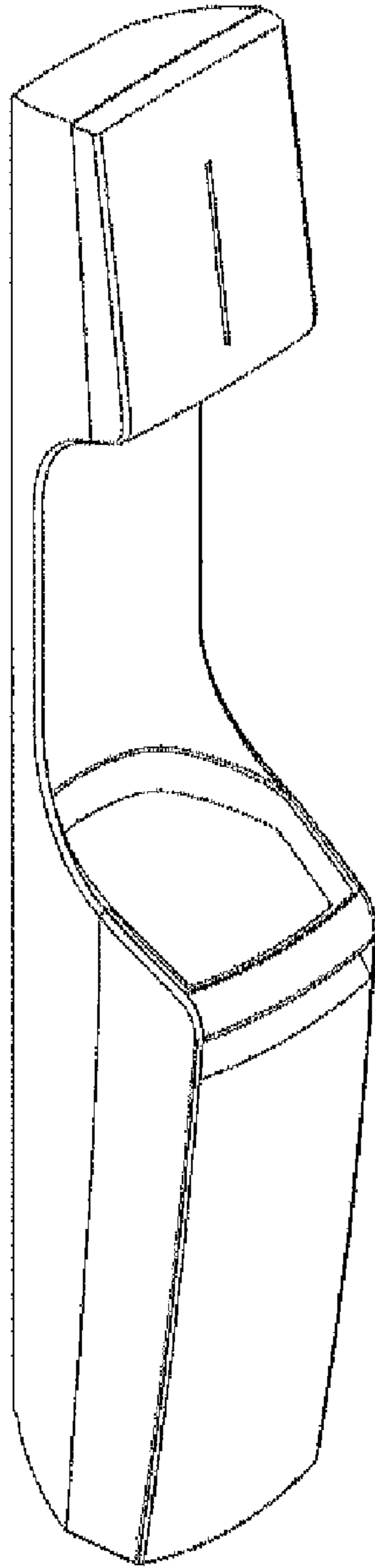


Figure 1




Figure 2

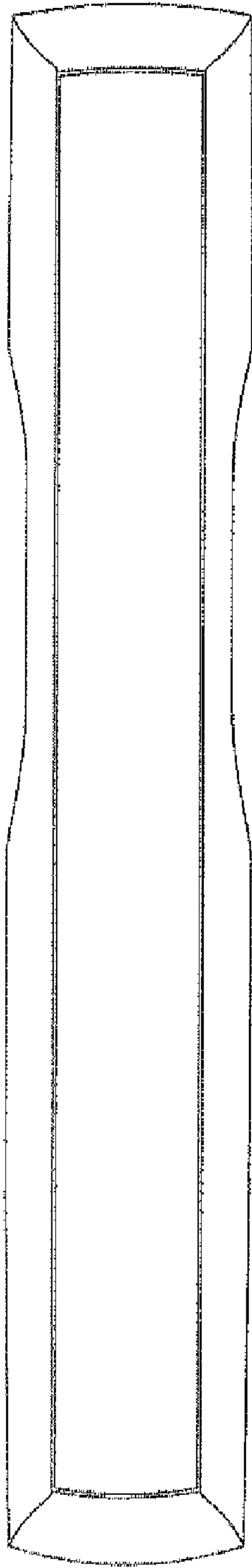


Figure 3




Figure 4

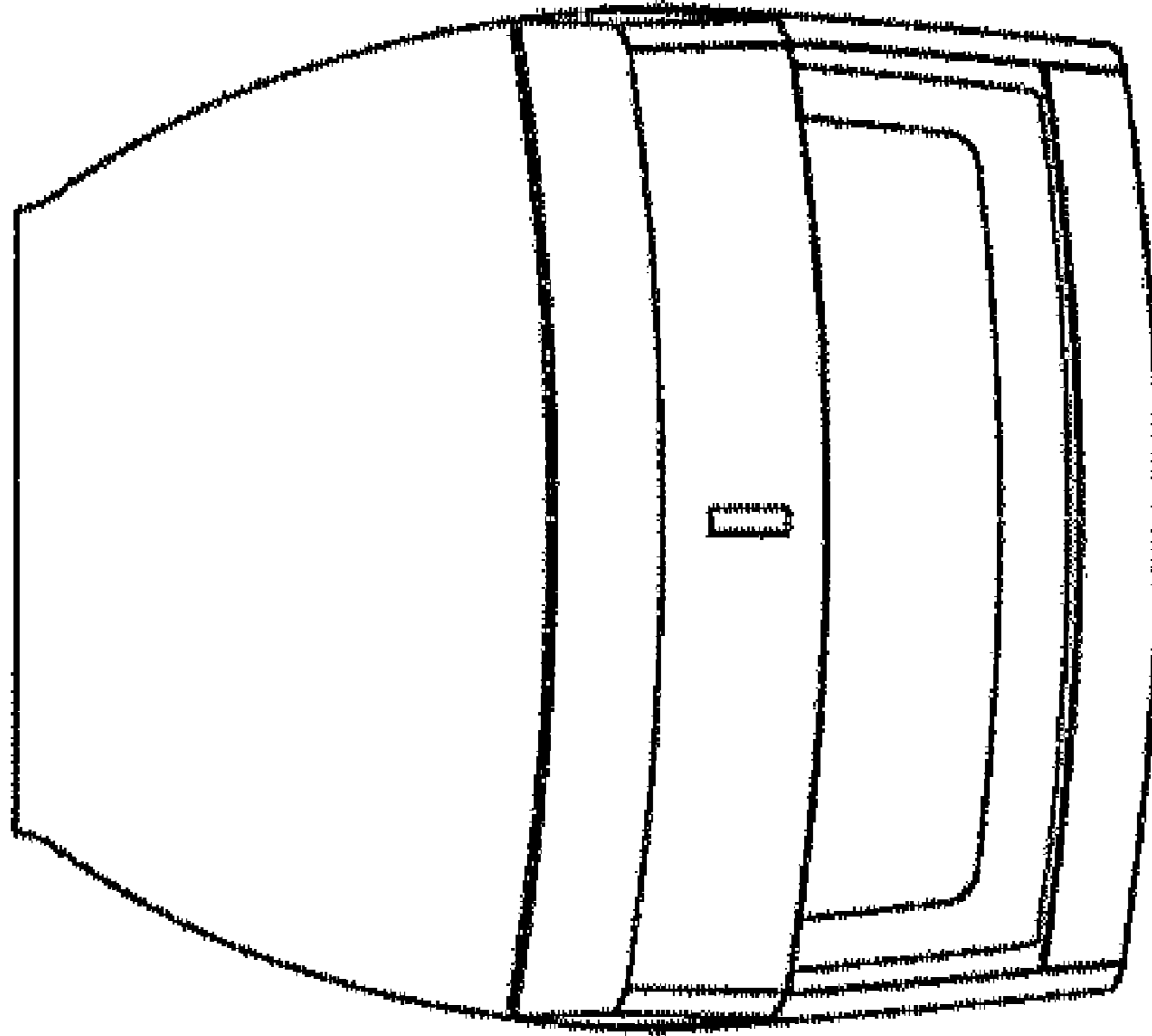


Figure 5

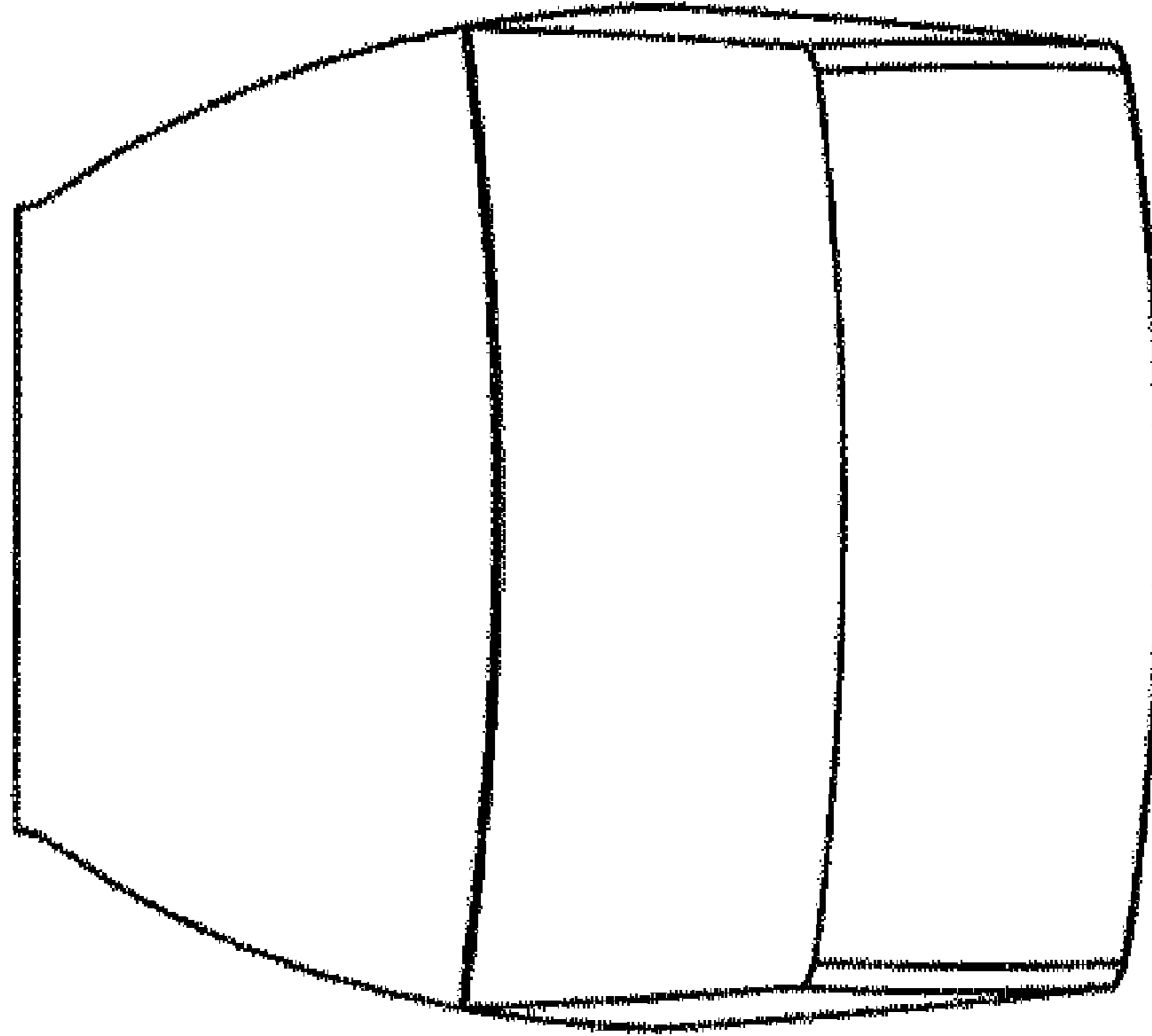


Figure 6