

US00D665588S

(12) **United States Design Patent**
Wada et al.

(10) **Patent No.:** **US D665,588 S**

(45) **Date of Patent:** **** Aug. 21, 2012**

(54) **VEHICLE SEAT**

(75) Inventors: **Hirofumi Wada**, Shimotsuke (JP);
Yasuhiro Yanagida, Kawasaki (JP)

(73) Assignee: **Komatsu Ltd.** (JP)

(**) Term: **14 Years**

(21) Appl. No.: **29/411,289**

(22) Filed: **Jan. 19, 2012**

D592,413 S 5/2009 Higashida
D605,420 S 12/2009 Krauss et al.
D605,879 S * 12/2009 Krauss et al. D6/500
D614,878 S 5/2010 Higashida et al.

(Continued)

FOREIGN PATENT DOCUMENTS

JP 1064058 S 3/2000

OTHER PUBLICATIONS

“U.S. Appl. No. 29/362,691, Notice of Allowance mailed Jan. 12, 2012”, 9 pgs.

(Continued)

Related U.S. Application Data

(62) Division of application No. 29/362,691, filed on May 28, 2010.

(51) **LOC (9) Cl.** **06-01**

(52) **U.S. Cl.** **D6/356**

(58) **Field of Classification Search** D6/310,
D6/334–336, 348, 356–381, 500–502; 297/31,
297/239, 271.6, 11.2, 344.1, 354.12, 391,
297/411.27, 411.28, 440.13, 440.15, 445.1,
297/446.1, 446.2, 452.13, 452.18

See application file for complete search history.

Primary Examiner — Ricky Pham

(74) *Attorney, Agent, or Firm* — Schwegman, Lundbert & Woessner, P.A.

(57) **CLAIM**

The ornamental design for a vehicle seat, as shown and described.

DESCRIPTION

FIG. 1 is a perspective view of a vehicle seat according to a second embodiment of the present design; FIG. 2 is a front elevational view thereof; FIG. 3 is a rear elevational view thereof; FIG. 4 is a top plan view thereof; FIG. 5 is a bottom plan view thereof; FIG. 6 is a right side elevational view thereof; and, FIG. 7 is a left side elevational view thereof.

The broken lines in FIGS. 1 through 7 are shown for illustrative purposes only and form no part of the claimed design. The stippling in FIGS. 1 through 7 is provided to represent a color contrast and no specific colors are hereby claimed.

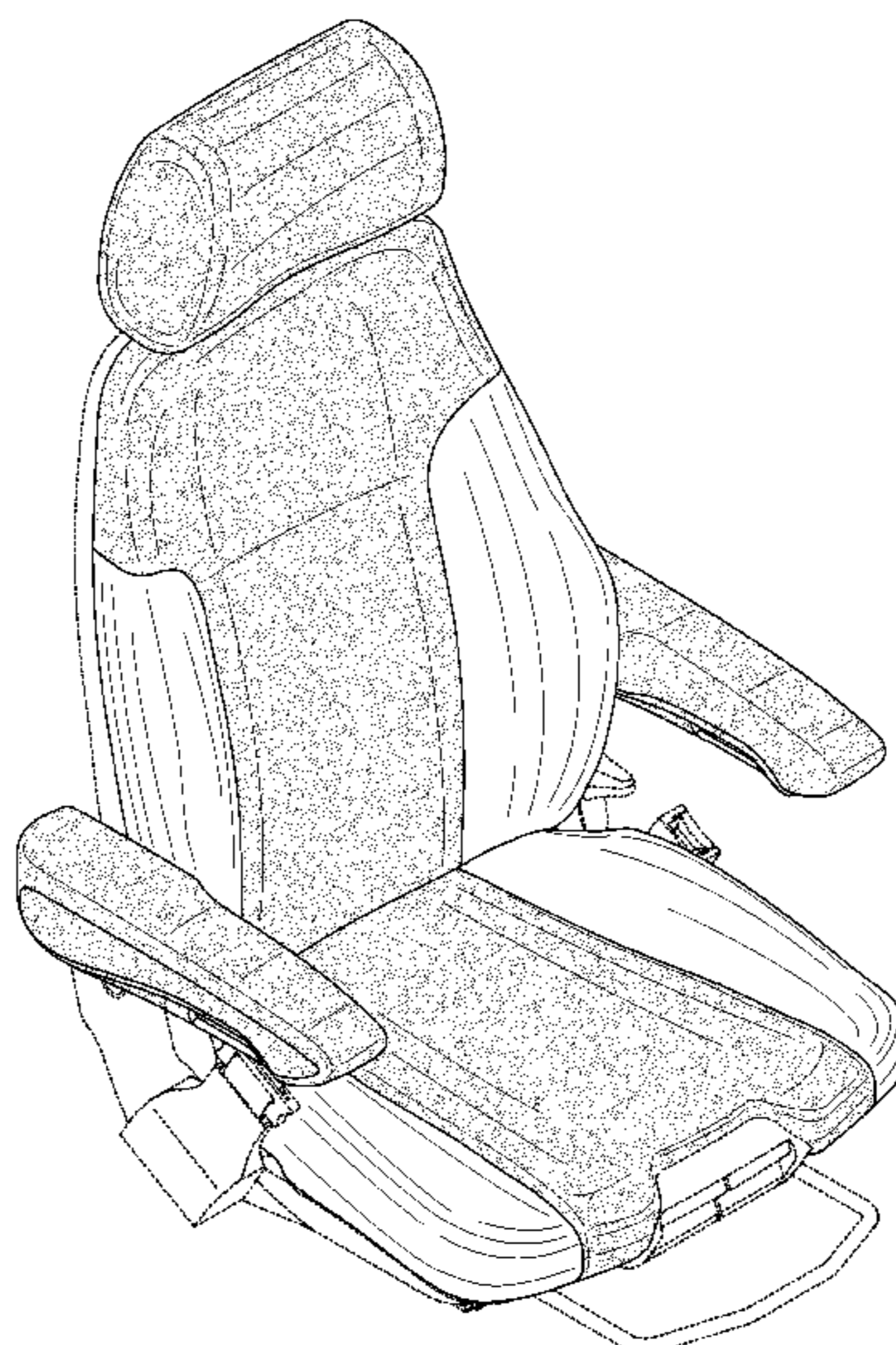
Fine discontinuous lines, fine curved lines and fine parallel lines in FIGS. 1 through 7 are shading to assist in illustrating the shape of all surfaces of the three-dimensional aspects of the present design.

1 Claim, 7 Drawing Sheets

(56) **References Cited**

U.S. PATENT DOCUMENTS

D332,181 S 1/1993 Sacco et al.
D394,756 S * 6/1998 Gryp et al. D6/356
D440,062 S 4/2001 Tsay
D460,279 S 7/2002 Moburg
D465,344 S 11/2002 Siegert
D478,221 S * 8/2003 Pfeiffer et al. D6/356
D480,570 S * 10/2003 Gryp et al. D6/356
D507,122 S * 7/2005 Beermann D6/356
D534,005 S 12/2006 Beermann
D535,485 S 1/2007 Moburg
D536,545 S * 2/2007 Young D6/356
D541,542 S 5/2007 Yokoyama et al.
D576,413 S 9/2008 Arnaout
D578,785 S 10/2008 Wyszogrod et al.
D591,068 S 4/2009 Corradi



US D665,588 S

Page 2

U.S. PATENT DOCUMENTS

D626,349 S * 11/2010 Bashir et al. D6/356
D650,187 S * 12/2011 Nakaminami et al. D6/356
D651,004 S * 12/2011 Fleming D6/356
D653,866 S * 2/2012 Wada D6/356
D655,096 S * 3/2012 Shindou D6/356
2002/0070594 A1* 6/2002 Mochizuki et al. 297/344.1
2009/0134683 A1* 5/2009 Furukawa et al. 297/391

OTHER PUBLICATIONS

“U.S. Appl. No. 29/362,691, filed Dec. 27, 2011 to Restriction Requirement mailed Oct. 26, 2011”, 8 pgs.

“U.S. Appl. No. 29/362,691, Restriction Requirement mailed Oct. 26, 2011”, 6 pgs.

* cited by examiner

Fig. 1



Fig. 2

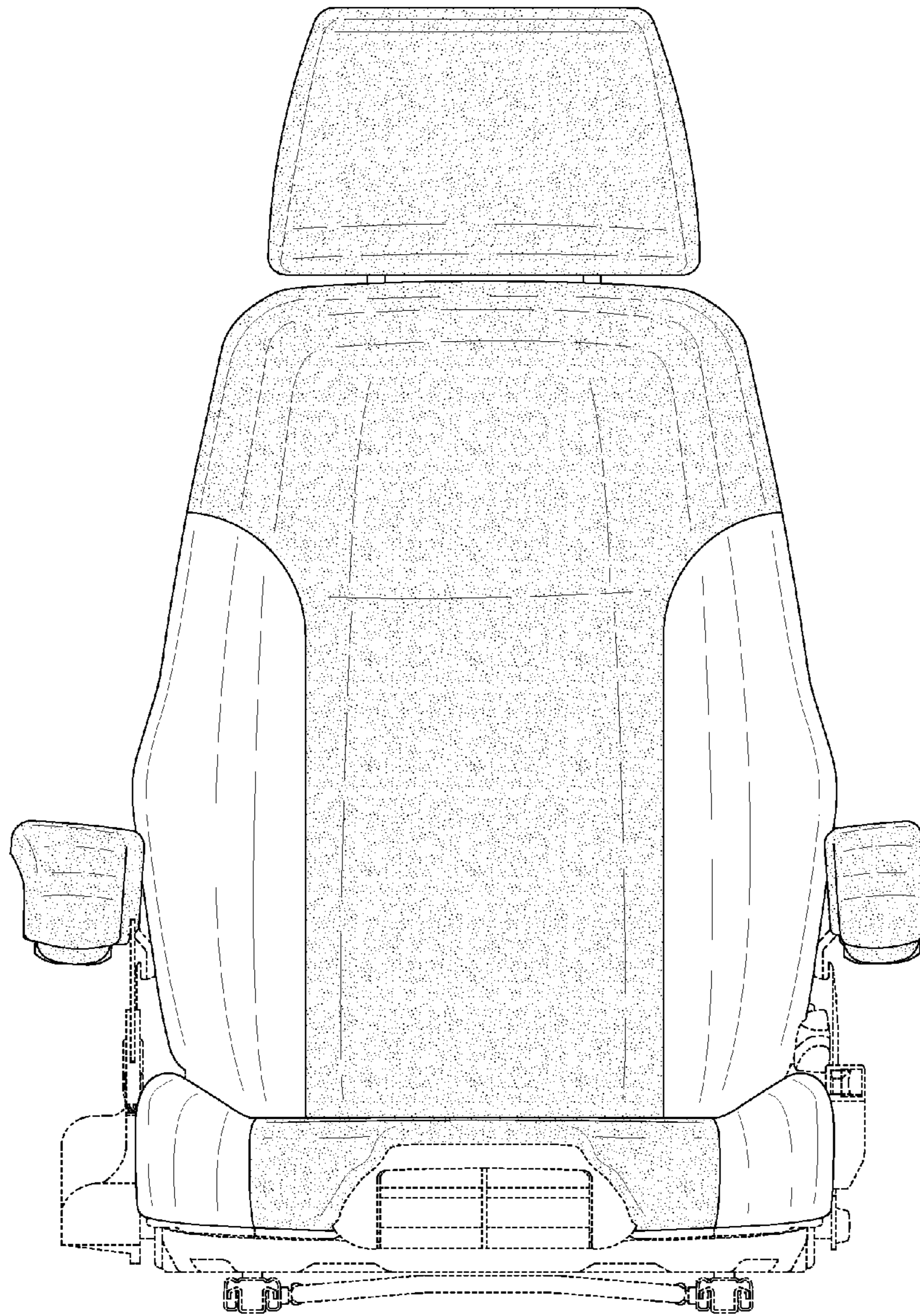


Fig. 3

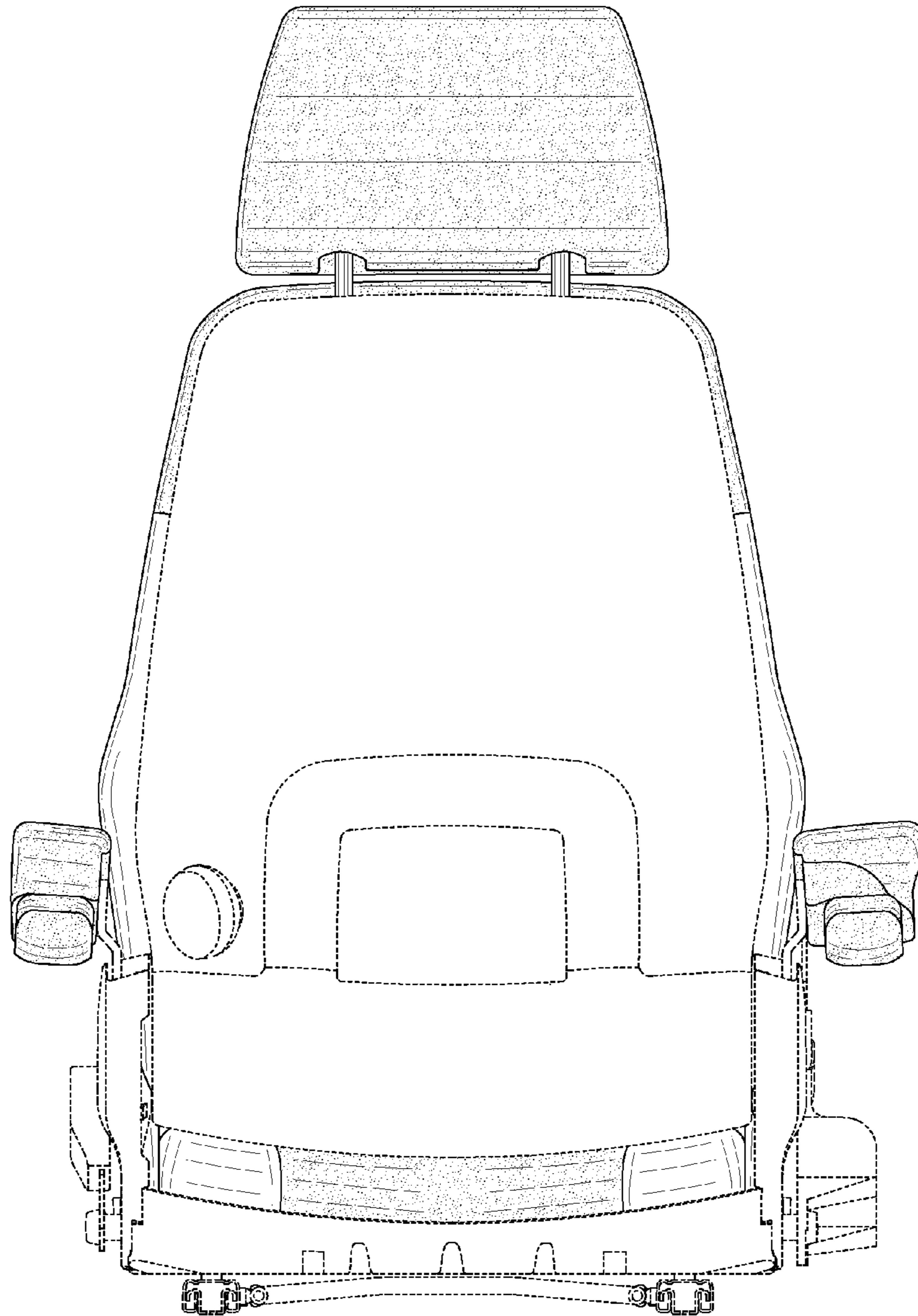


Fig. 4

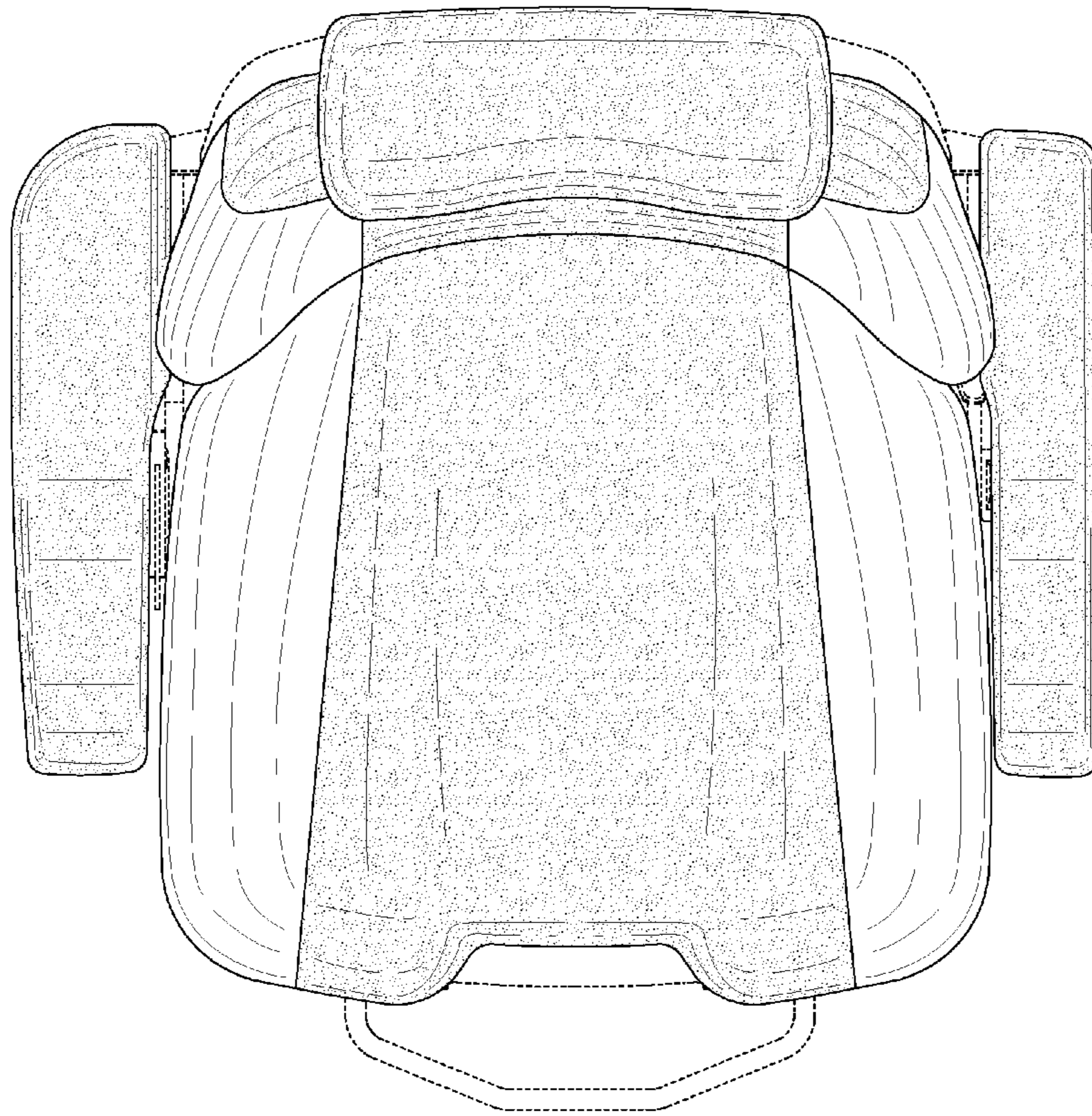


Fig. 5

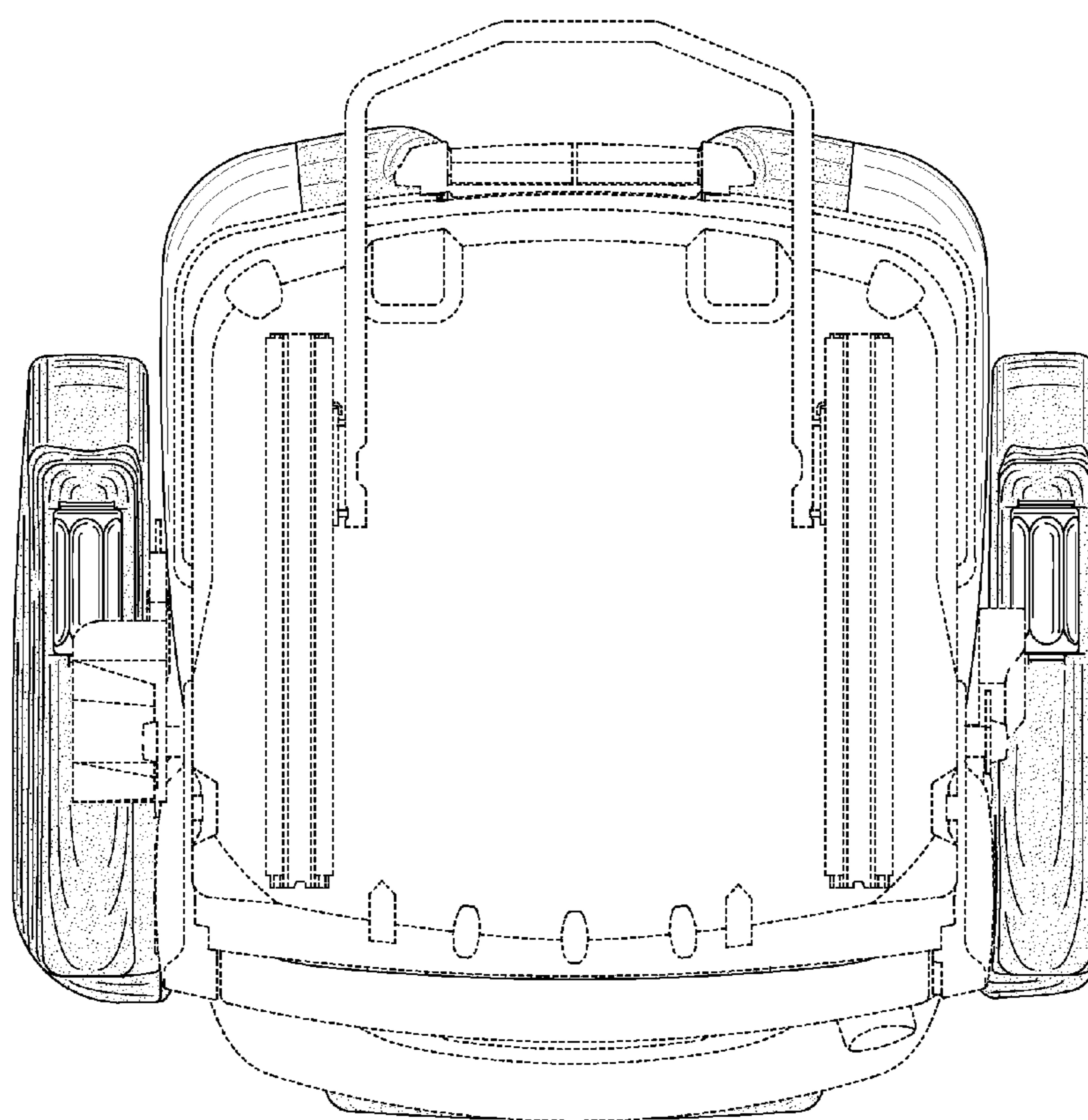


Fig. 6

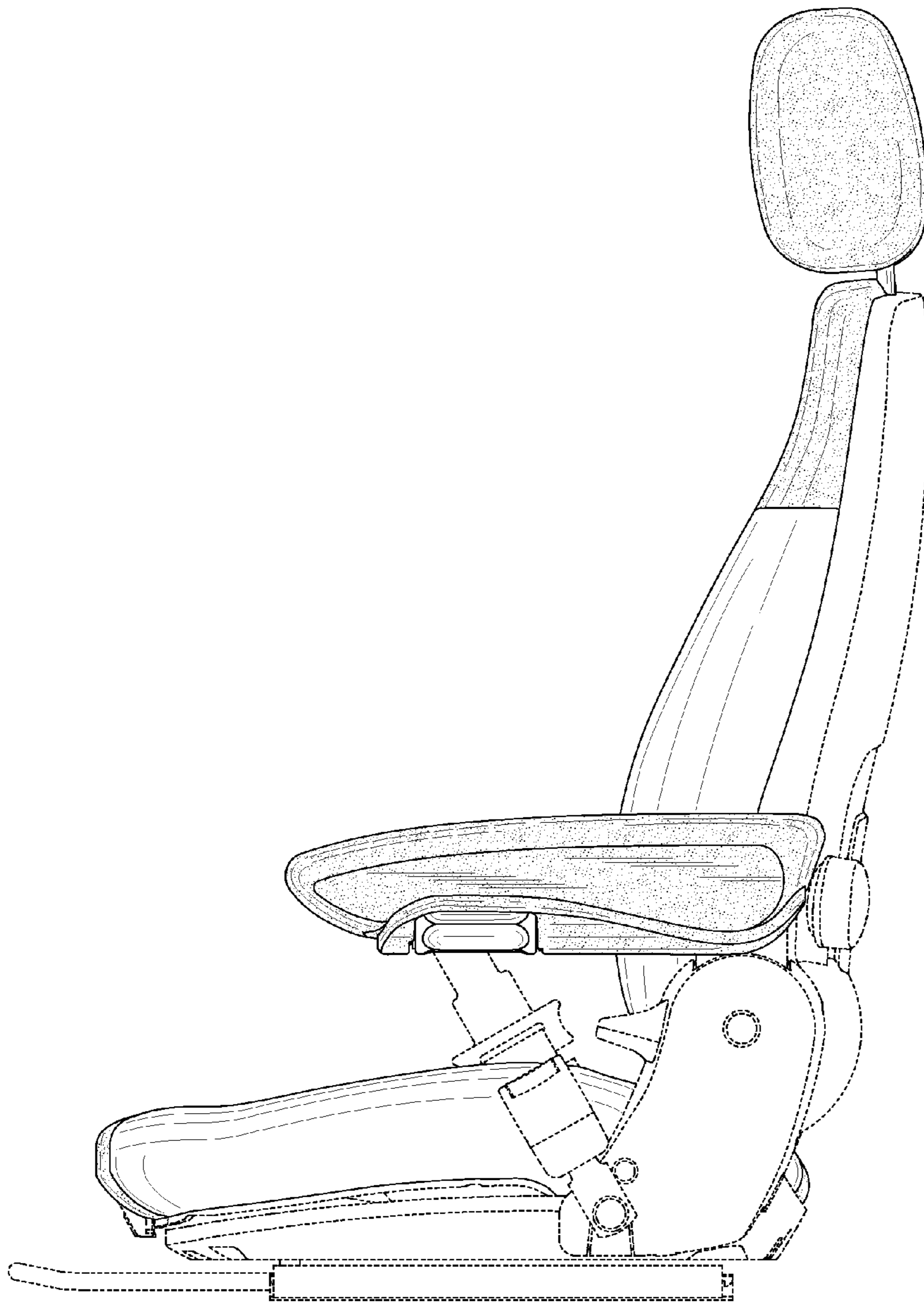
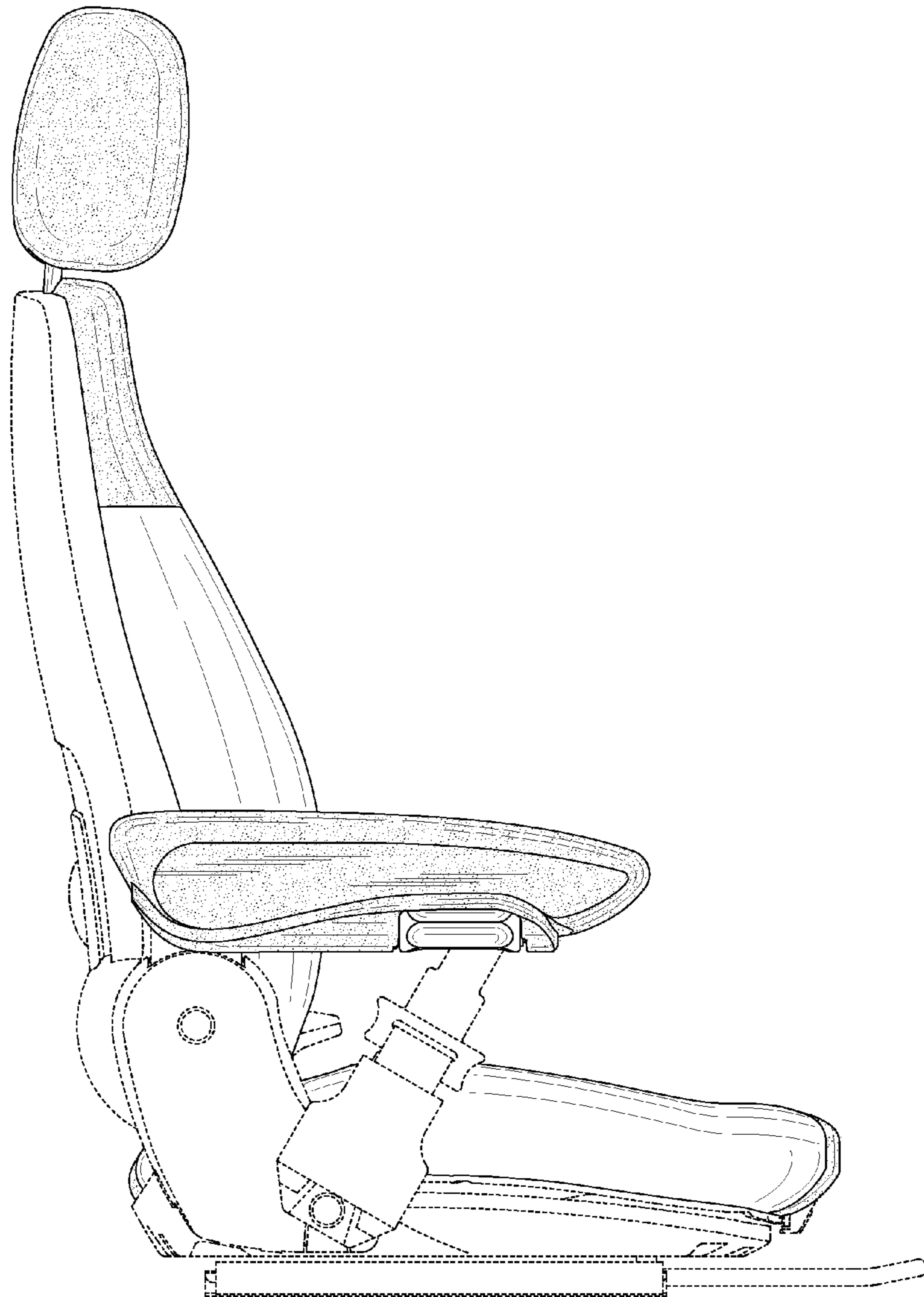


Fig. 7



UNITED STATES PATENT AND TRADEMARK OFFICE
CERTIFICATE OF CORRECTION

PATENT NO. : D665,588 S
APPLICATION NO. : 29/411289
DATED : August 21, 2012
INVENTOR(S) : Wada et al.

Page 1 of 1

It is certified that error appears in the above-identified patent and that said Letters Patent is hereby corrected as shown below:

On the title page, in column 1, under “(75) Inventors”, line 1, delete “Shimotsuke” and insert --Shimotsuke-shi--, therefor

On the title page, in column 1, under “(75) Inventors”, line 2, delete “Kawasaki” and insert --Kawasaki-shi--, therefor

On page 2, in column 2, item (56) under “Other Publications”, line 1, before “filed”, insert --Response--, therefor

Signed and Sealed this
Twenty-fourth Day of November, 2015



Michelle K. Lee
Director of the United States Patent and Trademark Office