



US00D665561S

(12) **United States Design Patent**
Denny

(10) **Patent No.:** **US D665,561 S**

(45) **Date of Patent:** **** Aug. 21, 2012**

- (54) **HAT**
- (76) Inventor: **Zina Ann Denny**, Juneau, AK (US)
- (**) Term: **14 Years**
- (21) Appl. No.: **29/410,444**
- (22) Filed: **Jan. 9, 2012**
- (51) **LOC (9) Cl.** **02-03**
- (52) **U.S. Cl.** **D2/889**
- (58) **Field of Classification Search** D2/865,
D2/866, 867, 875, 876, 877, 878, 880, 882,
D2/889; 2/84, 171, 171.04, 174, 195.1, 195.8,
2/209.13, 209.3, 209.7; 66/171
See application file for complete search history.

D624,286 S	9/2010	Hall	
D634,518 S	3/2011	Pike	
7,945,971 B2	5/2011	Garza	
8,141,395 B2 *	3/2012	Dillavou	66/171
2003/0009813 A1 *	1/2003	Dreher	2/171
2005/0066421 A1 *	3/2005	Brundage	2/209.3
2006/0191057 A1	8/2006	Lynn	
2007/0250987 A1 *	11/2007	Adkins	2/209.3
2008/0092272 A1 *	4/2008	Vainio et al.	2/209.7
2008/0209615 A1 *	9/2008	Raftery	2/209.13
2009/0199323 A1 *	8/2009	Zakarian	2/209.14
2009/0255030 A1 *	10/2009	Guy	2/84
2011/0173739 A1 *	7/2011	Riesen et al.	2/209.3

* cited by examiner

Primary Examiner — Karen E Eldridge Powers
(74) *Attorney, Agent, or Firm* — Gerard Carlson, Agent

(56) **References Cited**

U.S. PATENT DOCUMENTS

260,332 A *	6/1882	Simonson	2/46
5,321,854 A	6/1994	Kronenberger	
5,511,249 A *	4/1996	Higgins	2/209.7
5,799,334 A *	9/1998	Griffith et al.	2/195.1
5,907,871 A *	6/1999	Austin	2/209.12
5,933,872 A *	8/1999	Lema	2/209.7
D420,207 S *	2/2000	Barton et al.	D2/889
D476,534 S *	7/2003	DeHoyos	D7/625
D482,186 S *	11/2003	Pytanowski et al.	D2/889
D482,848 S *	12/2003	McKinney et al.	D2/880
D482,849 S *	12/2003	Mansell et al.	D2/882
D483,928 S *	12/2003	Mansell et al.	D2/889
6,711,749 B2 *	3/2004	White et al.	2/195.8
D577,879 S	10/2008	Jones	
D589,687 S	4/2009	Hoepfner	
D595,033 S *	6/2009	Lynn	D2/889
D615,282 S	5/2010	Shirley	

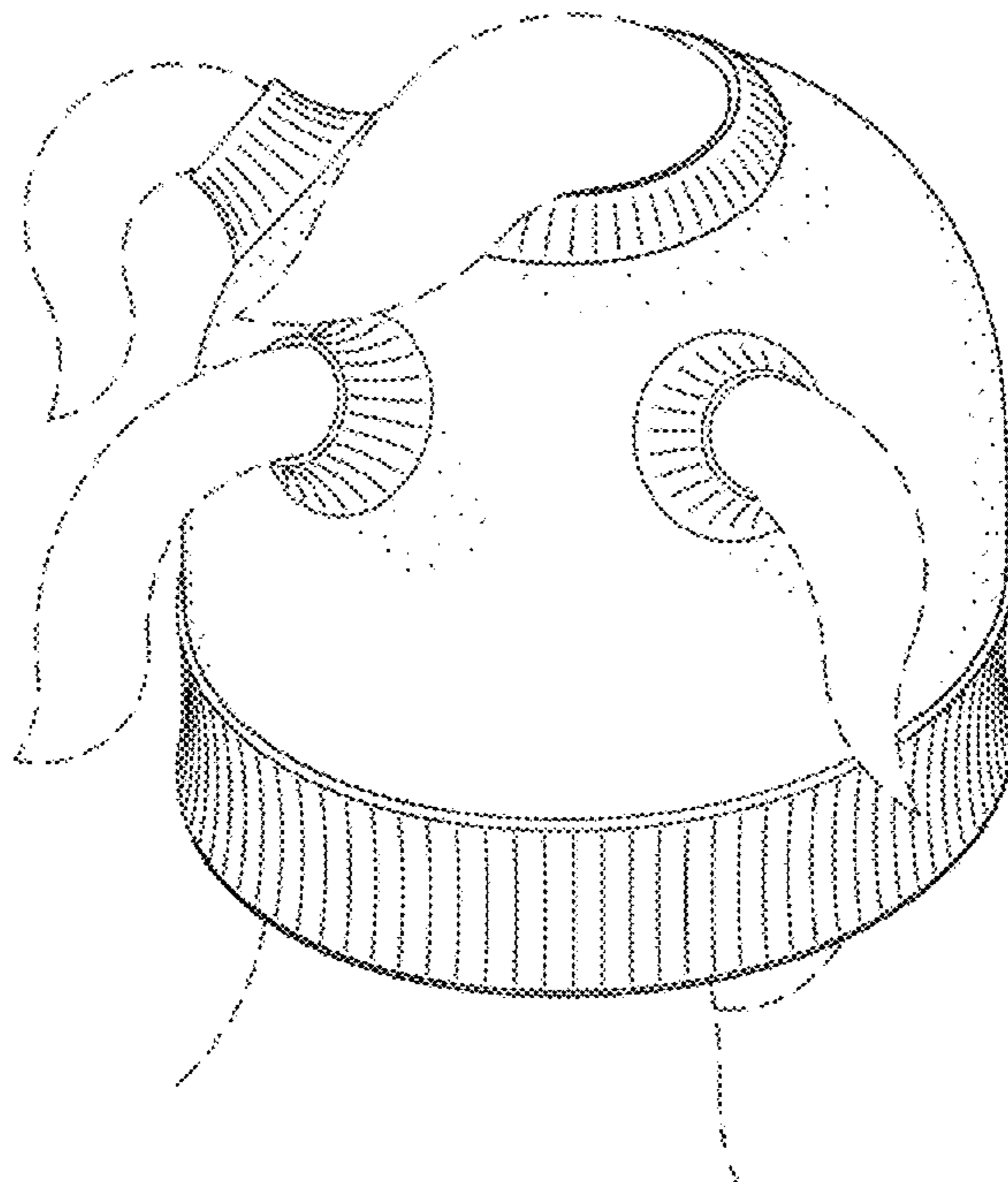
(57) **CLAIM**

The ornamental design for a hat, as shown and described.

DESCRIPTION

FIG. 1 is a right rear perspective view of the hat;
 FIG. 2 is a right frontal perspective view of the hat;
 FIG. 3 is a top view of the hat;
 FIG. 4 is a right side view of the hat; the other side is a mirror image thereof and is not shown;
 FIG. 5 is an rear view of the hat; and,
 FIG. 6 is a front view of the hat.
 In FIG. 1, the broken lines showing the wearer of the hat and hair are for the purpose of illustrating environmental structure only and form no part of the claimed design.
 The hat is characterized by distinctive openings and brim.

1 Claim, 4 Drawing Sheets



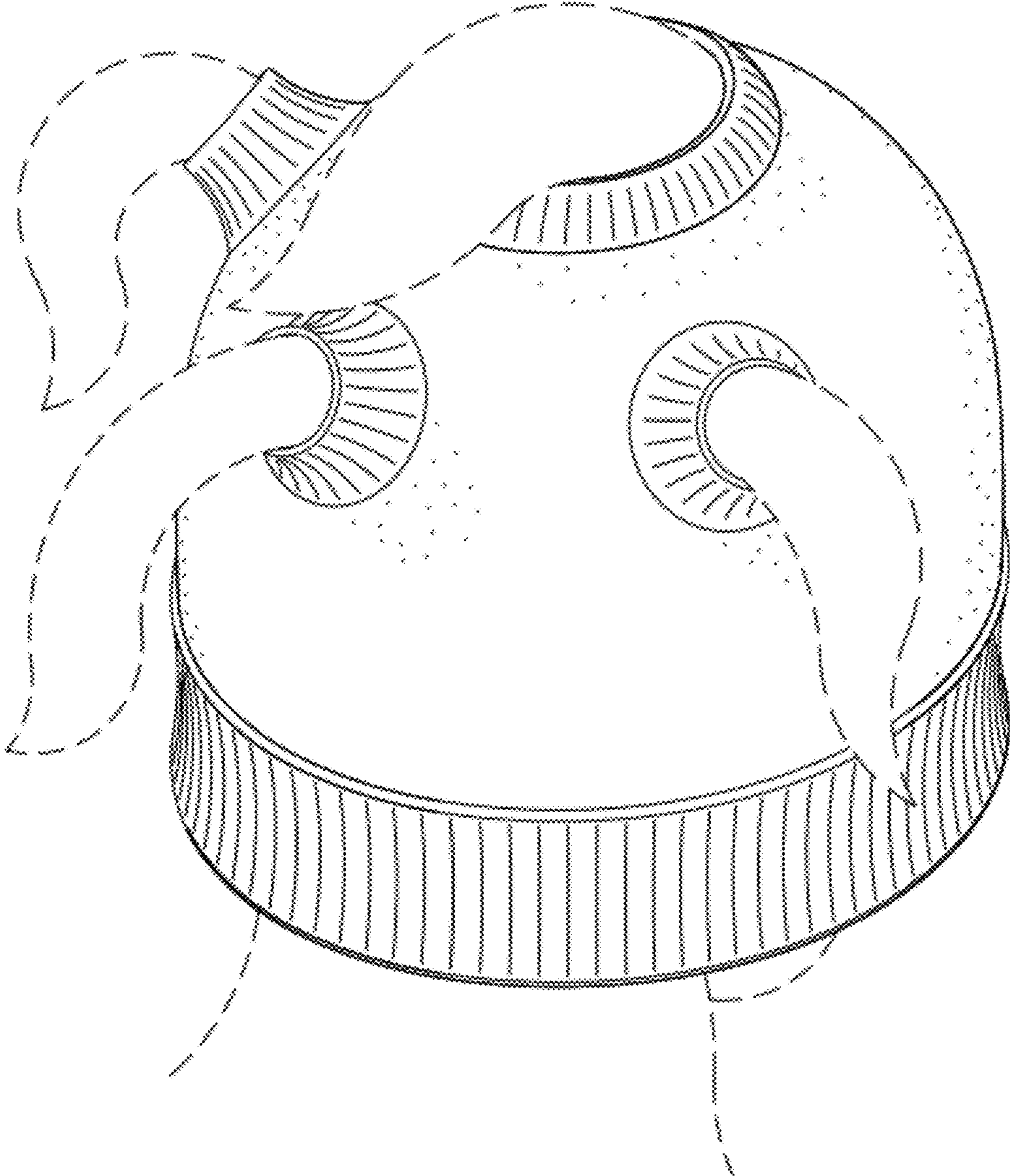


FIG. 1

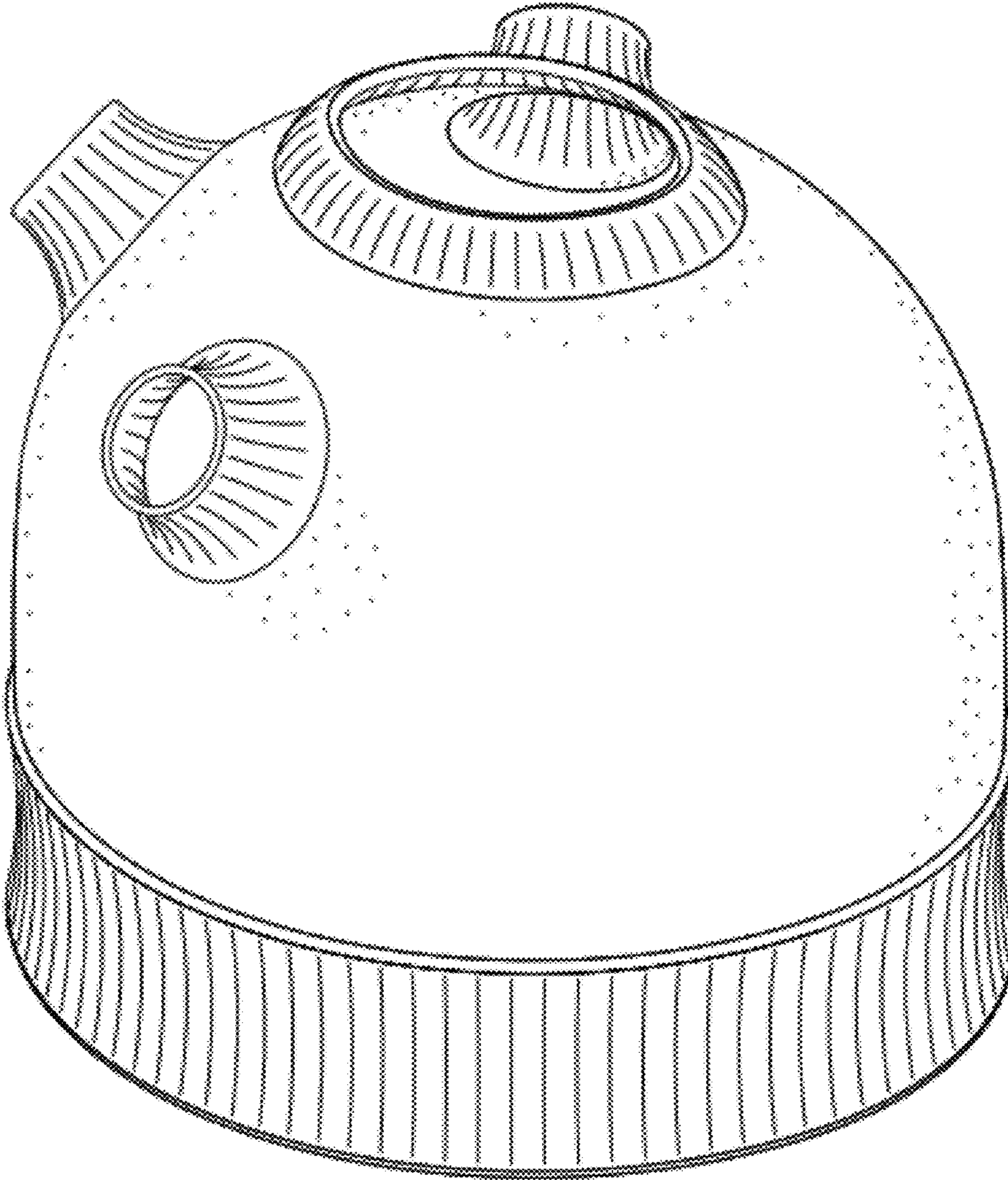


FIG. 2

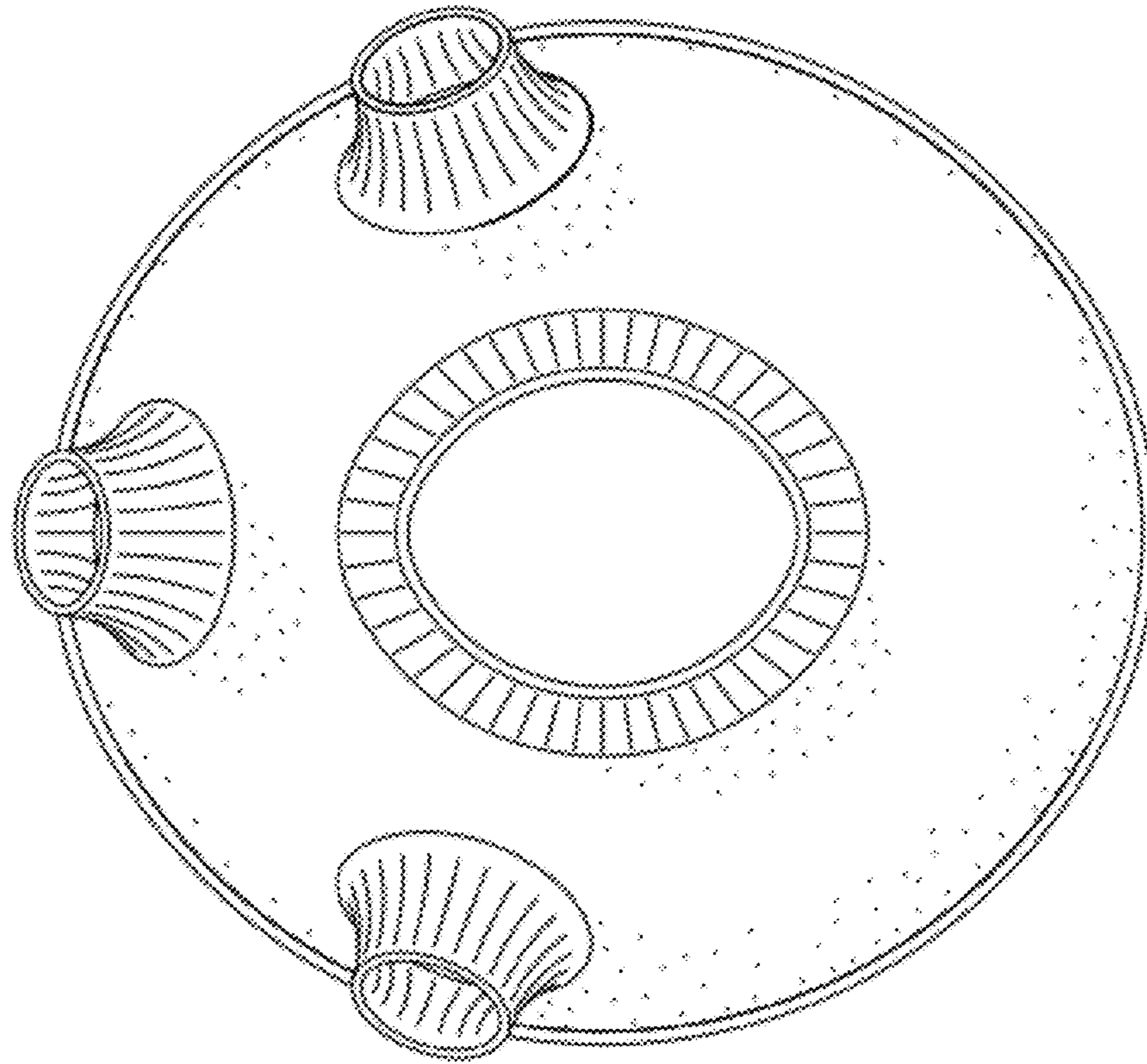


FIG. 3

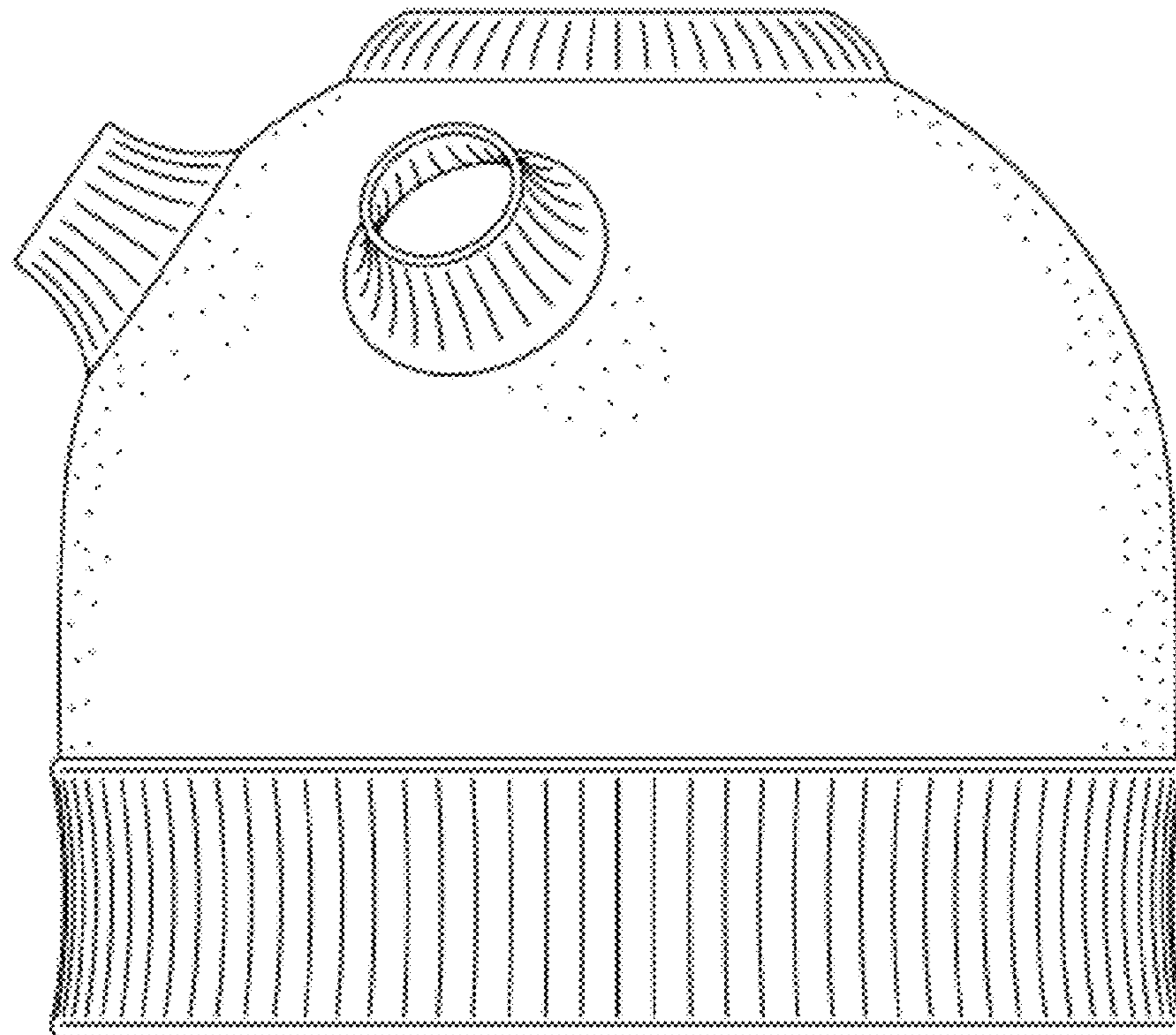


FIG. 4

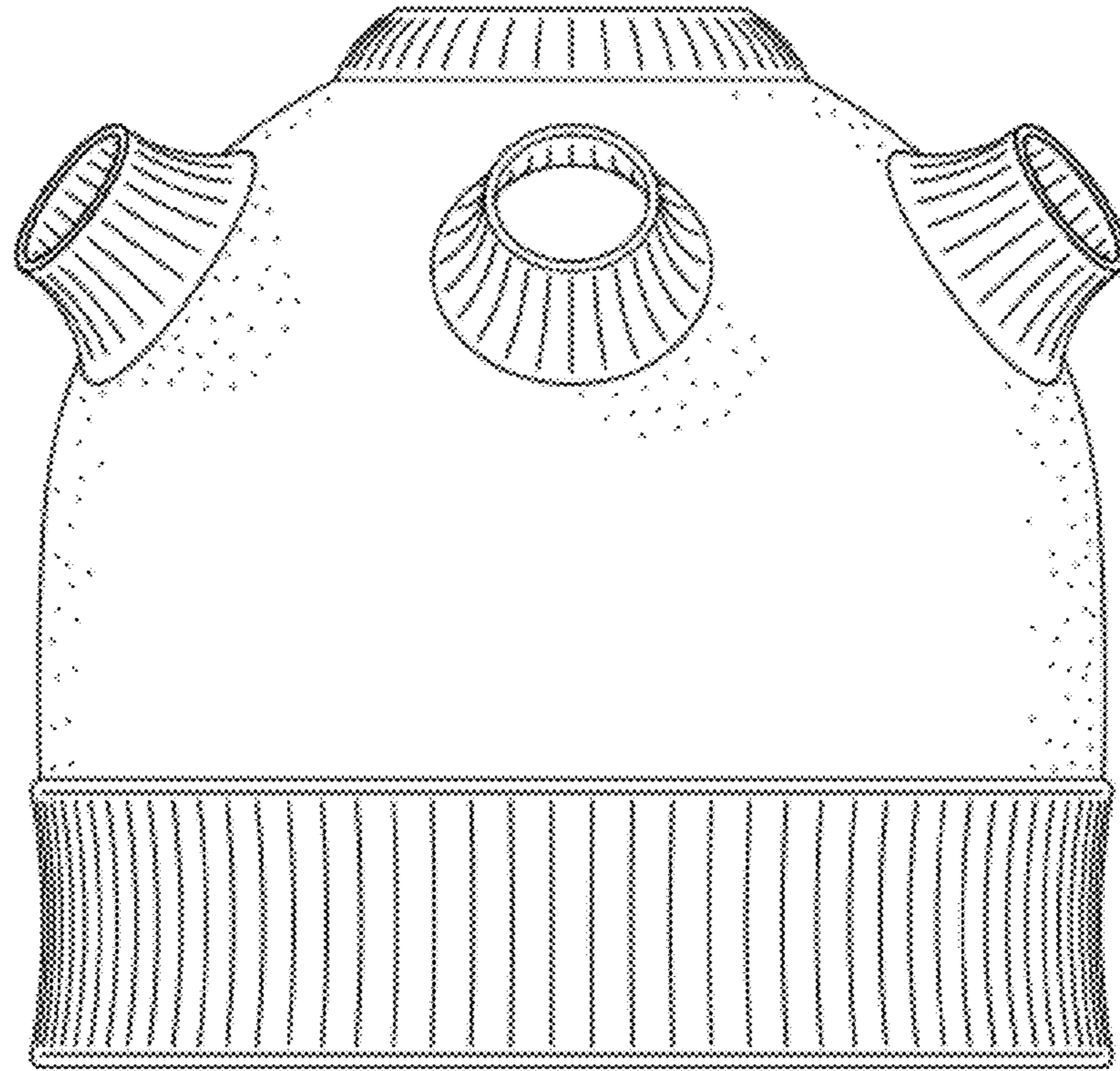


FIG. 5

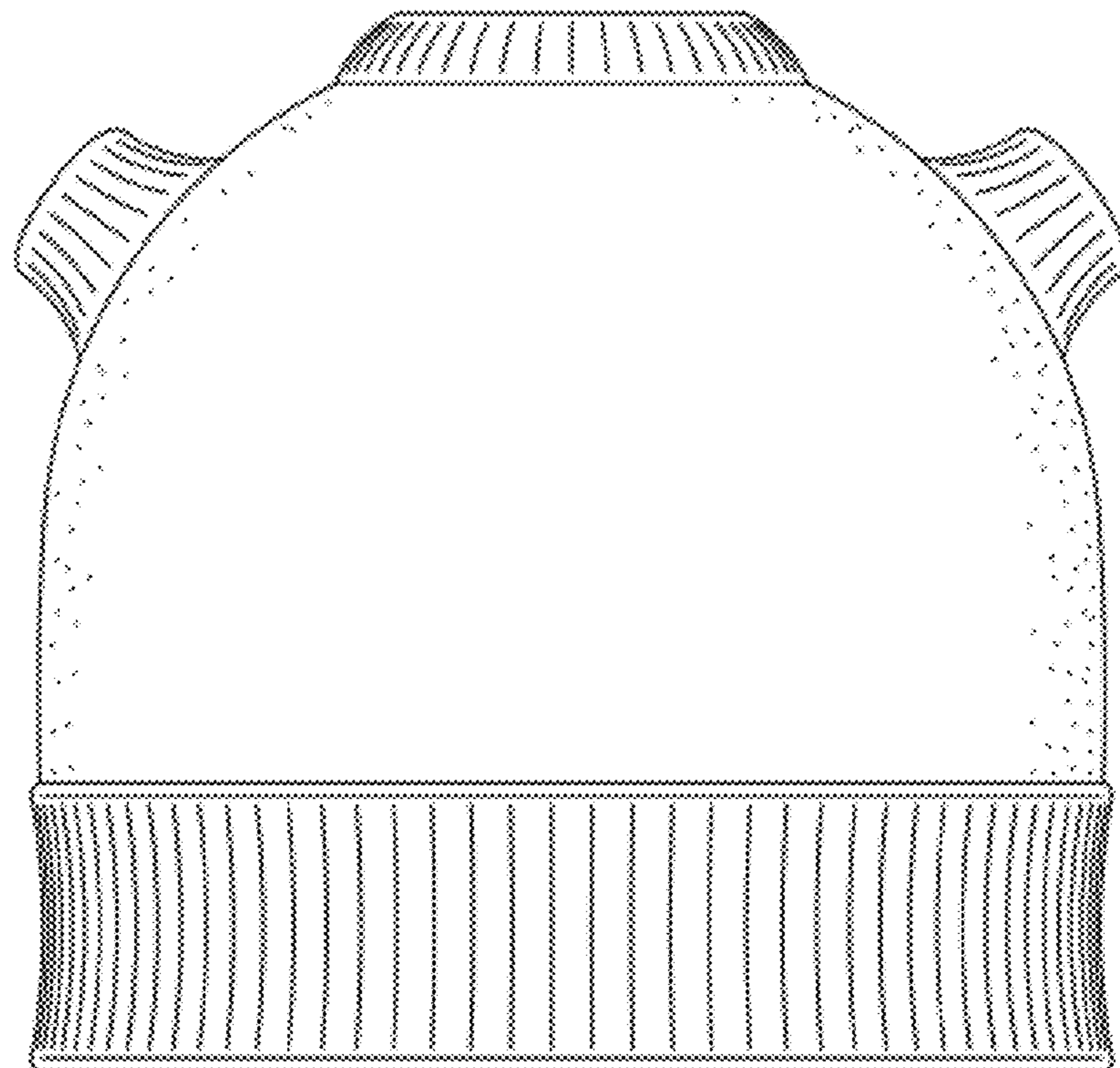


FIG. 6