

US00D665555S

(12) **United States Design Patent**
Lee et al.

(10) **Patent No.:** **US D665,555 S**
(45) **Date of Patent:** **** Aug. 14, 2012**

(54) **UNMANNED CASH DESK**

(75) Inventors: **Nari Lee**, Seoul (KR); **Yuntae Jung**, Seoul (KR)

(73) Assignee: **LG Electronics Inc.**, Seoul (KR)

(**) Term: **14 Years**

(21) Appl. No.: **29/399,445**

(22) Filed: **Aug. 15, 2011**

(30) **Foreign Application Priority Data**

Feb. 21, 2011 (KR) 30-2011-0006638

(51) **LOC (9) Cl.** **20-01**

(52) **U.S. Cl.** **D99/28**

(58) **Field of Classification Search** D99/28,
D99/34, 35, 36, 37, 43, 99; D14/300, 301,
D14/302, 303, 900, 901, 902; 206/0.8, 0.81,
206/0.815, 0.82, 0.83, 0.84; 101/66; 109/1 R,
109/1 V, 2, 23, 24.1, 25, 58, 58.5, 59 R, 66;
446/8-13

See application file for complete search history.

(56) **References Cited**

U.S. PATENT DOCUMENTS

D164,400 S *	9/1951	Brasier	D99/35
D166,228 S *	3/1952	Salmon	D6/314
D367,150 S *	2/1996	Ragan	D99/35
D377,170 S *	1/1997	Wilson	D14/130
D395,129 S *	6/1998	Johnson	D99/28

D415,330 S *	10/1999	King	D99/28
D419,277 S *	1/2000	Ishii et al.	D99/35
D424,575 S *	5/2000	Wilson	D14/300
D425,875 S *	5/2000	Wilson	D14/307
D432,755 S *	10/2000	Perkitny et al.	D99/34
D493,452 S *	7/2004	Devane et al.	D14/307
D581,409 S *	11/2008	Giugiaro	D14/307
D585,943 S *	2/2009	Pymm et al.	D20/10
D608,775 S *	1/2010	Leung	D14/307
D639,800 S *	6/2011	Magruder	D14/307
D646,269 S *	10/2011	Crick et al.	D14/307

* cited by examiner

Primary Examiner — Elizabeth J Oswecki

(74) *Attorney, Agent, or Firm* — Morgan, Lewis & Bockius LLP

(57) **CLAIM**

The ornamental design for an unmanned cash desk, as shown and described.

DESCRIPTION

FIG. 1 is a perspective view of an unmanned cash desk showing our new design;

FIG. 2 is a front view thereof where the rear view is a mirror image;

FIG. 3 is a left side view thereof where the right side view is a mirror image;

FIG. 4 is a top plan view thereof;

FIG. 5 is a bottom plan view thereof; and,

FIG. 6 is a perspective view thereof.

The broken lines shown in the drawing views of FIGS. 1, 2 and 6 represent portions of the unmanned cash desk that form no part of the claimed design.

1 Claim, 5 Drawing Sheets

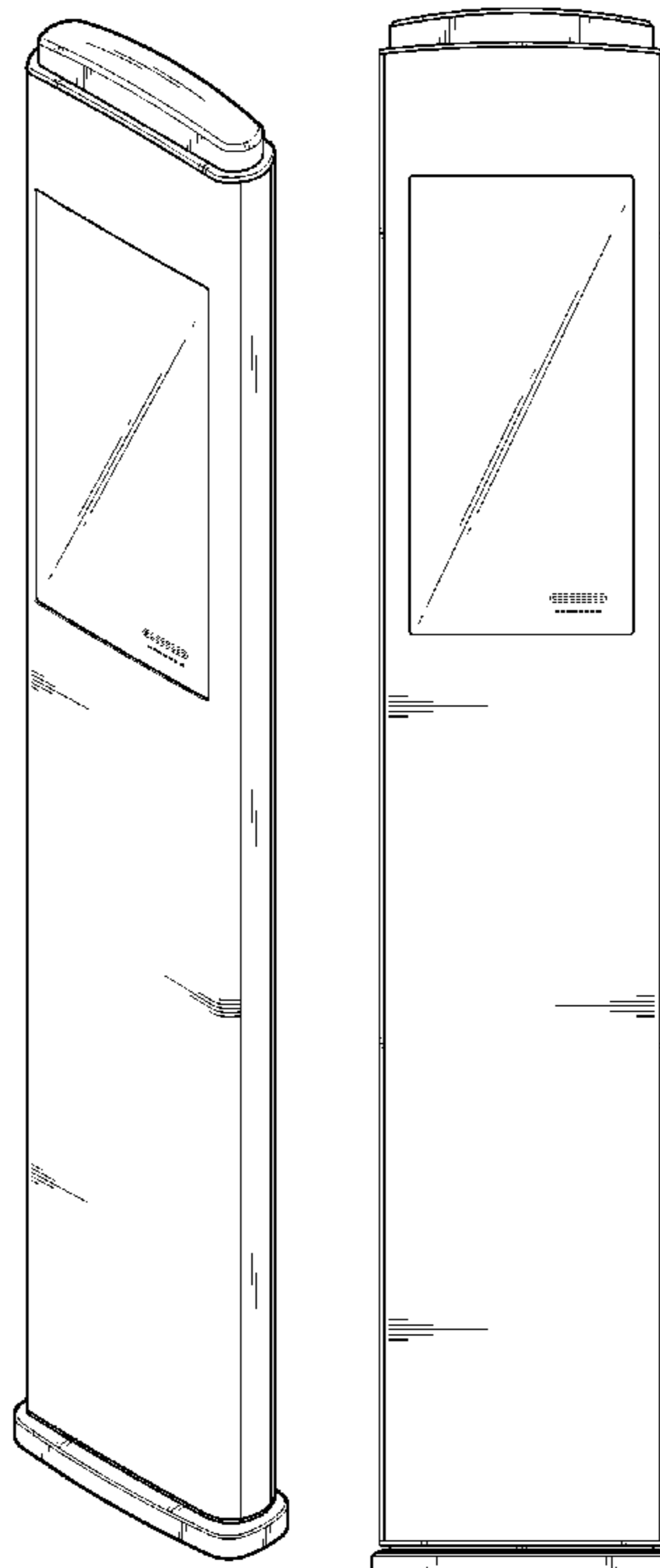


FIG. 1




FIG. 2




FIG. 3




FIG. 4

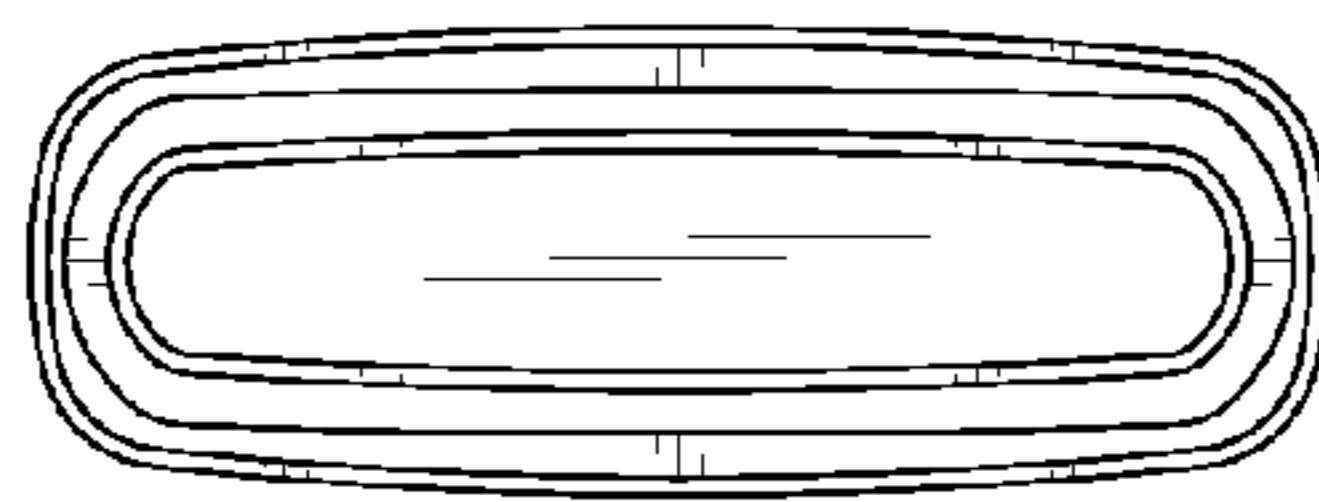


FIG. 5

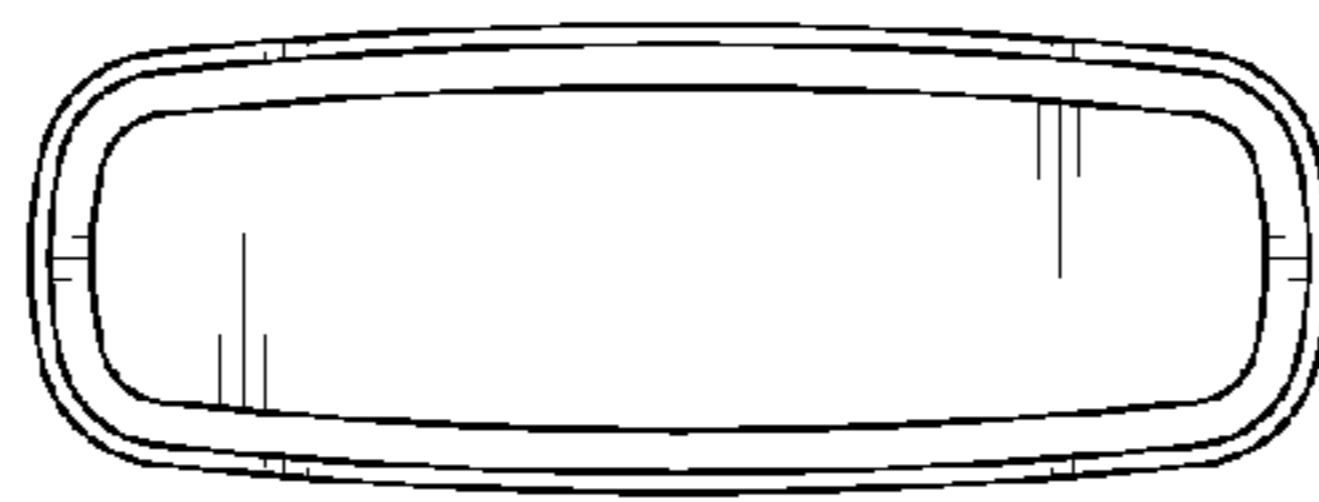


FIG. 6

