



US00D66552S

(12) **United States Design Patent**  
**Walter**

(10) **Patent No.:** **US D665,552 S**  
(45) **Date of Patent:** **\*\* Aug. 14, 2012**

(54) **CART**  
(75) **Inventor:** **Ivor Michel Walter**, Boulder, CO (US)  
(73) **Assignee:** **AMSA, Inc.**, Boulder, CO (US)  
(\*\*) **Term:** **14 Years**

D638,602 S 5/2011 Walter  
D639,521 S 6/2011 Walter  
D643,175 S 8/2011 Peota et al.  
D644,393 S 8/2011 Walter  
D645,631 S 9/2011 Walter  
2001/0022436 A1 9/2001 Simard  
2003/0151219 A1\* 8/2003 Simard ..... 280/47.35  
2009/0160145 A1\* 6/2009 Deal et al. .... 280/33.992

(Continued)

(21) **Appl. No.:** **29/410,149**

(22) **Filed:** **Jan. 4, 2012**

(51) **LOC (9) Cl.** ..... **12-02**

(52) **U.S. Cl.** ..... **D34/21**

(58) **Field of Classification Search** ..... D34/12-27;  
280/33.994, 33.991, 33.996, 33.997, 33.995,  
280/47.35

See application file for complete search history.

(56) **References Cited**

**U.S. PATENT DOCUMENTS**

3,039,564	A	6/1962	Shaukis	
4,726,596	A	2/1988	Ulmer	
D348,549	S	7/1994	Trubiano	
5,435,582	A	7/1995	Davidson	
5,507,507	A	4/1996	Davidson	
5,553,876	A	9/1996	Trubiano	
6,126,181	A	10/2000	Ondrasik	
6,644,674	B2	11/2003	Simard	
D538,501	S	3/2007	Walter	
D542,997	S *	5/2007	Coderre	D34/17
D577,172	S *	9/2008	Coderre	D34/12
D580,619	S	11/2008	Walter	
D583,523	S	12/2008	Deal et al.	
D584,023	S *	12/2008	Walter	D34/12
D605,823	S	12/2009	Walter	
D606,723	S	12/2009	Walter	
D607,173	S	12/2009	Selvig et al.	
7,681,891	B2 *	3/2010	Deal et al.	280/33.991
D633,269	S	2/2011	Walter	

**OTHER PUBLICATIONS**

Peggs KNM075GT Scan of website [http://www.thepeggscompany.com/shopping\_carts/large view/2\_tier.html] showing prior art cart manufactured by Peggs.

(Continued)

*Primary Examiner* — Cynthia Ramirez

(74) *Attorney, Agent, or Firm* — Margaret Polson; Oppedahl Patent Law Firm LLC

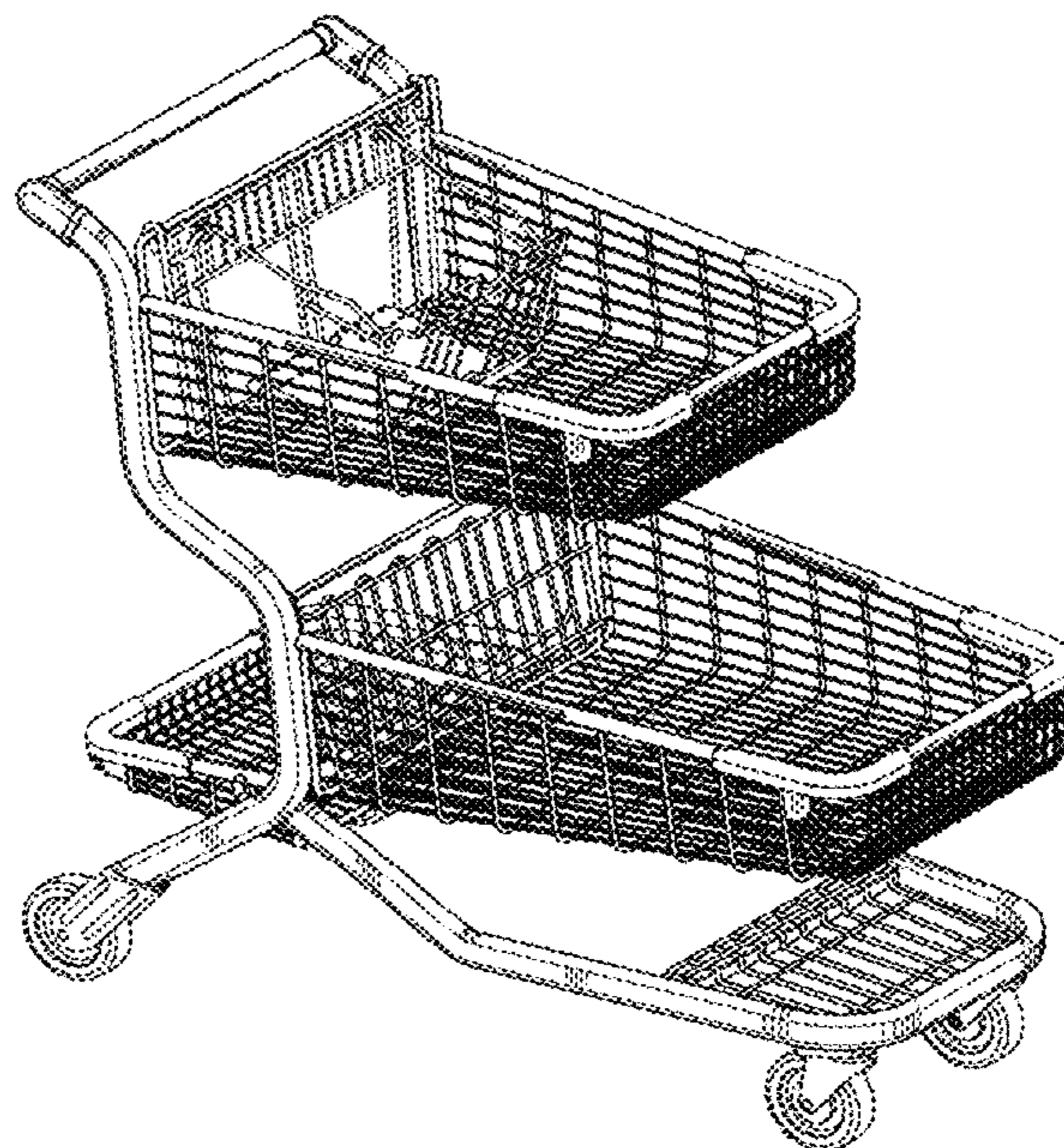
(57) **CLAIM**

The ornamental design for a cart, as shown and described.

**DESCRIPTION**

FIG. 1 is a front perspective view of a cart showing my new design;  
FIG. 2 is a side elevation view of the right and left sides, which are mirror images, of FIG. 1.  
FIG. 3 is a front side elevation view of FIG. 1.  
FIG. 4 is a back side elevation view of FIG. 1.  
FIG. 5 is a top plan view of FIG. 1; and,  
FIG. 6 is a bottom plan view of FIG. 1.  
The broken line showing of wheels, bumpers and child seat is included for the purpose of illustrating portions of the cart and forms no part of the claimed design.

**1 Claim, 6 Drawing Sheets**



# US D665,552 S

Page 2

---

## U.S. PATENT DOCUMENTS

2009/0309322 A1 \* 12/2009 Selvig et al. .... 280/33.996  
2010/0102523 A1 \* 4/2010 Deal et al. .... 280/33.992

## OTHER PUBLICATIONS

Technibilt 5141-D Scan of website [<http://www.technibilt.com/carts/detail.php?id=36>] showing prior art cart manufactured by Techibilt.

Technibilt 5341 Scan of website [<http://www.technibilt.com/carts/detail.php?id=30>] showing prior art cart manufactured by Techibilt.

Technibilt 5640 Scan of website [<http://www.technibilt.com/carts/detail.php?id=28>] showing prior art cart manufactured by Techibilt.

\* cited by examiner



FIG.1

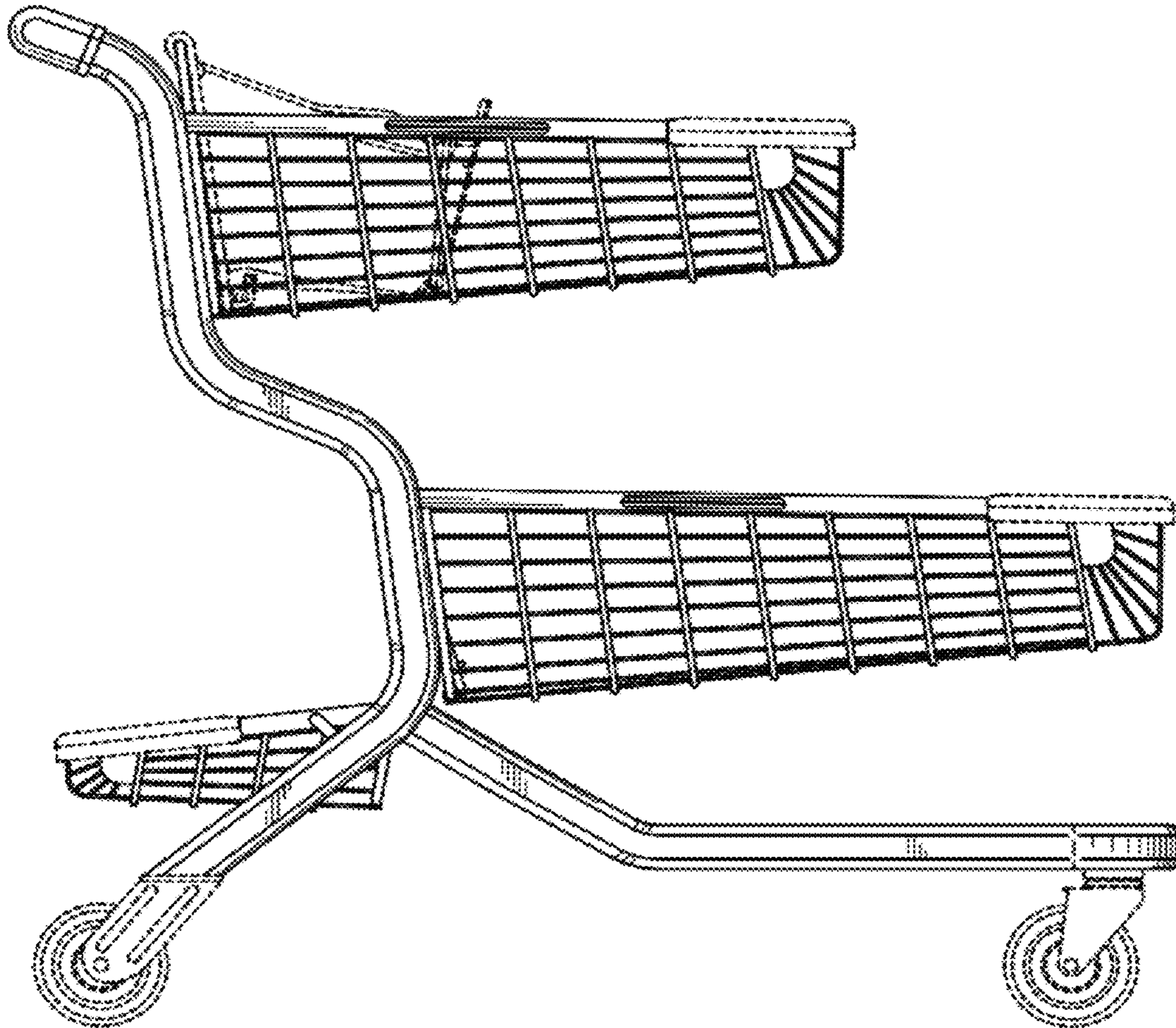


FIG.2

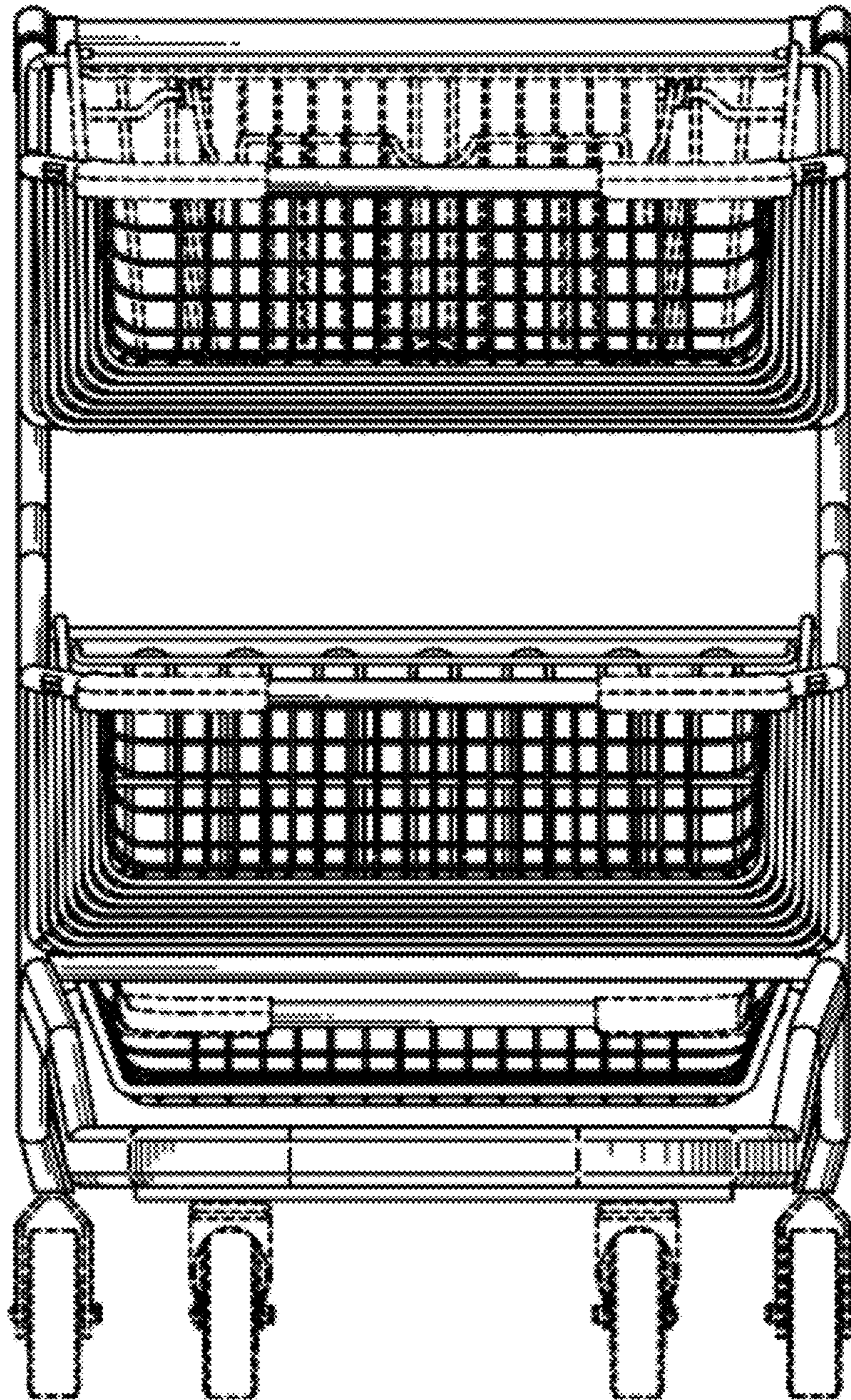


FIG.3

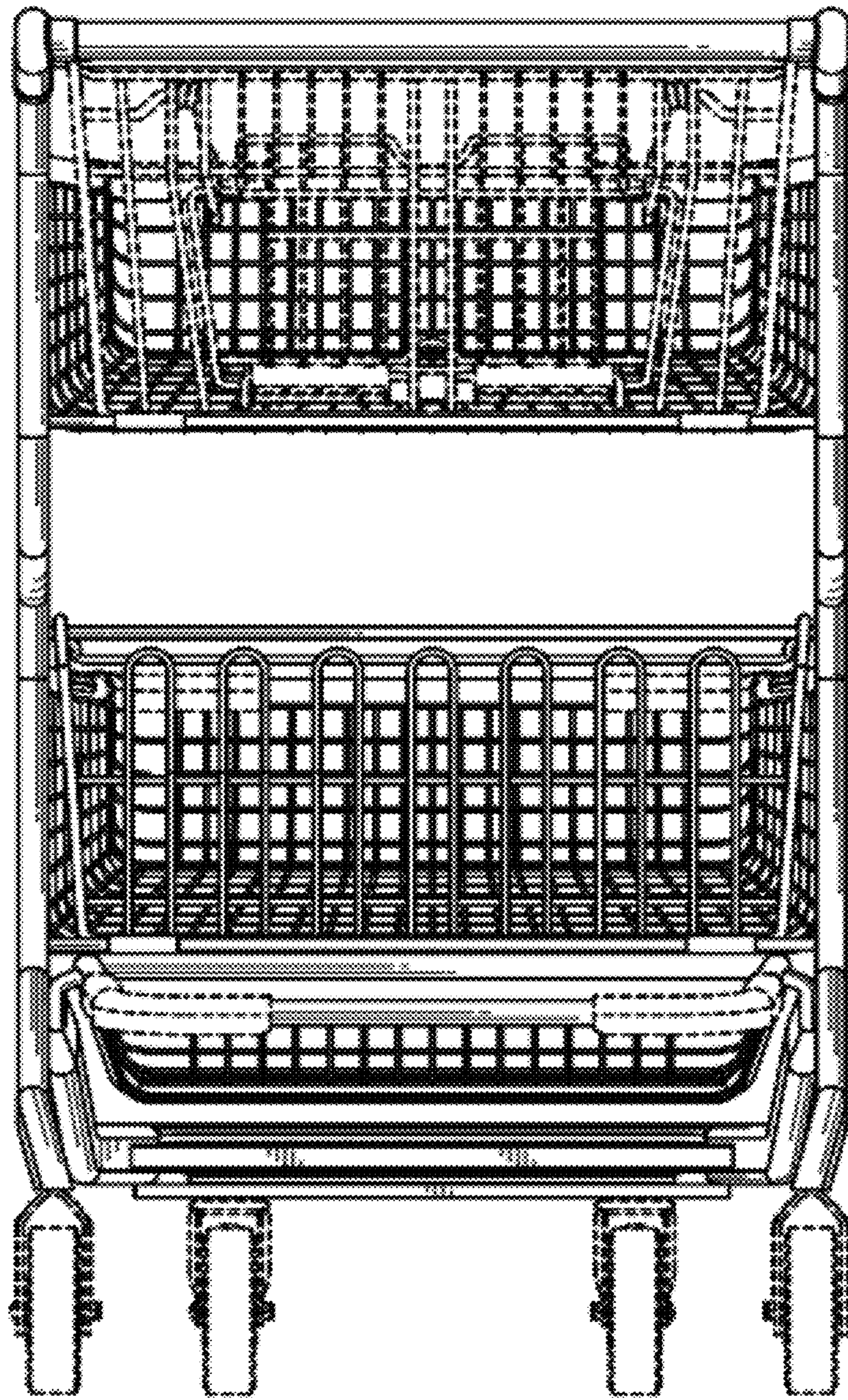


FIG.4

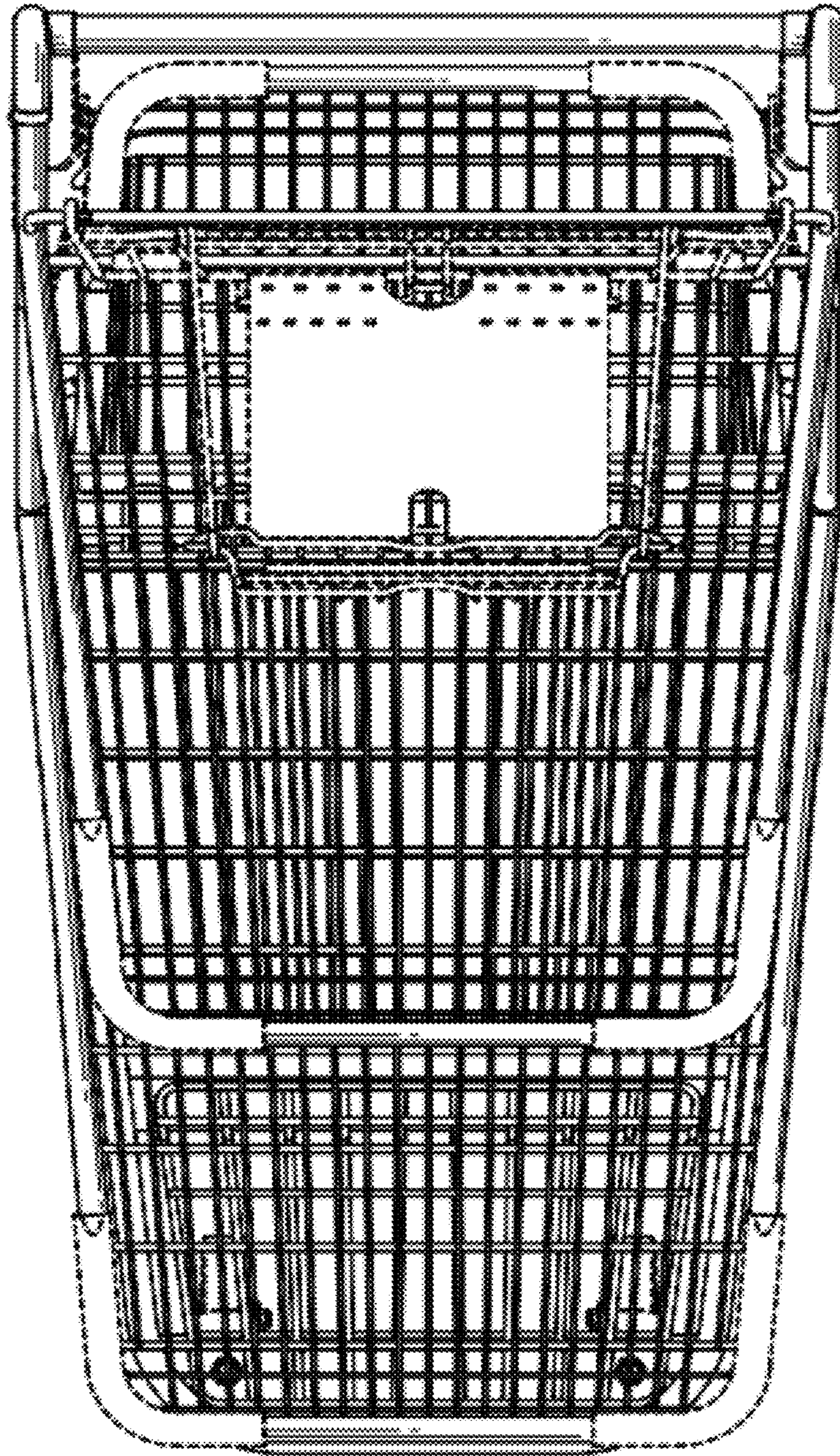


FIG.5




FIG.6