

US00D665535S

(12) **United States Design Patent**
Evans et al.

(10) **Patent No.:** **US D665,535 S**

(45) **Date of Patent:** **** Aug. 14, 2012**

(54) **FACE, EARS AND NECK HEAT SHIELD**

(75) Inventors: **Elsie Camille Evans**, Waldorf, MD
(US); **Yusuf Akil Snyder**, Waldorf, MD
(US); **T'Juan Evans**, Glenarden, MD
(US)

(73) Assignee: **Elsie Camille Evans**, Waldorf, MD (US)

(**) Term: **14 Years**

(21) Appl. No.: **29/371,722**

(22) Filed: **Jul. 27, 2011**

(51) **LOC (9) Cl.** **29-02**

(52) **U.S. Cl.** **D29/108**

(58) **Field of Classification Search** D29/100,
D29/102, 103, 104, 105, 106, 108, 109, 122;
D2/865, 866, 867, 870, 871, 872, 873, 875-876,
D2/878, 879, 882, 886, 891, 892, 893, 894;
2/455, 410, 424, 9, 171, 204, 175.1, 175.2,
2/175.3, 175.4, 175.5; D6/595, 601, 604

See application file for complete search history.

(56) **References Cited**

U.S. PATENT DOCUMENTS

986,728	A *	3/1911	Lee et al.	2/174
1,238,615	A *	8/1917	Wolf	2/175.5
1,283,358	A *	10/1918	Thompson	2/174
1,858,331	A *	5/1932	Hughes	2/174
2,286,287	A *	6/1942	Livingston	2/174
2,327,678	A *	8/1943	Stovall	2/174
2,447,776	A *	8/1948	Sherwood	2/174
2,495,041	A *	1/1950	Weiss	2/171.01
2,845,289	A *	7/1958	Cicogna	2/257

3,131,400	A *	5/1964	Blanchard et al.	2/68
4,316,289	A *	2/1982	Hild	2/10
4,704,744	A *	11/1987	Myers	2/174
D308,909	S *	7/1990	Levine	D2/893
D379,679	S *	6/1997	Poole	D29/122
D418,605	S *	1/2000	Davis et al.	D24/206
D422,115	S *	3/2000	Key	D28/18
D424,239	S *	5/2000	Key	D28/18
D435,699	S *	12/2000	Mowry	D29/102
D480,838	S *	10/2003	Martin	D29/108
D504,004	S *	4/2005	Cashin	D2/891
D617,539	S *	6/2010	Boles	D2/893
D627,521	S *	11/2010	Lofton	D29/122
D627,933	S *	11/2010	Lofton	D29/122
D638,585	S *	5/2011	Brown	D29/122
D643,157	S *	8/2011	Grijalva	D29/122

* cited by examiner

Primary Examiner — Elizabeth J Oswecki

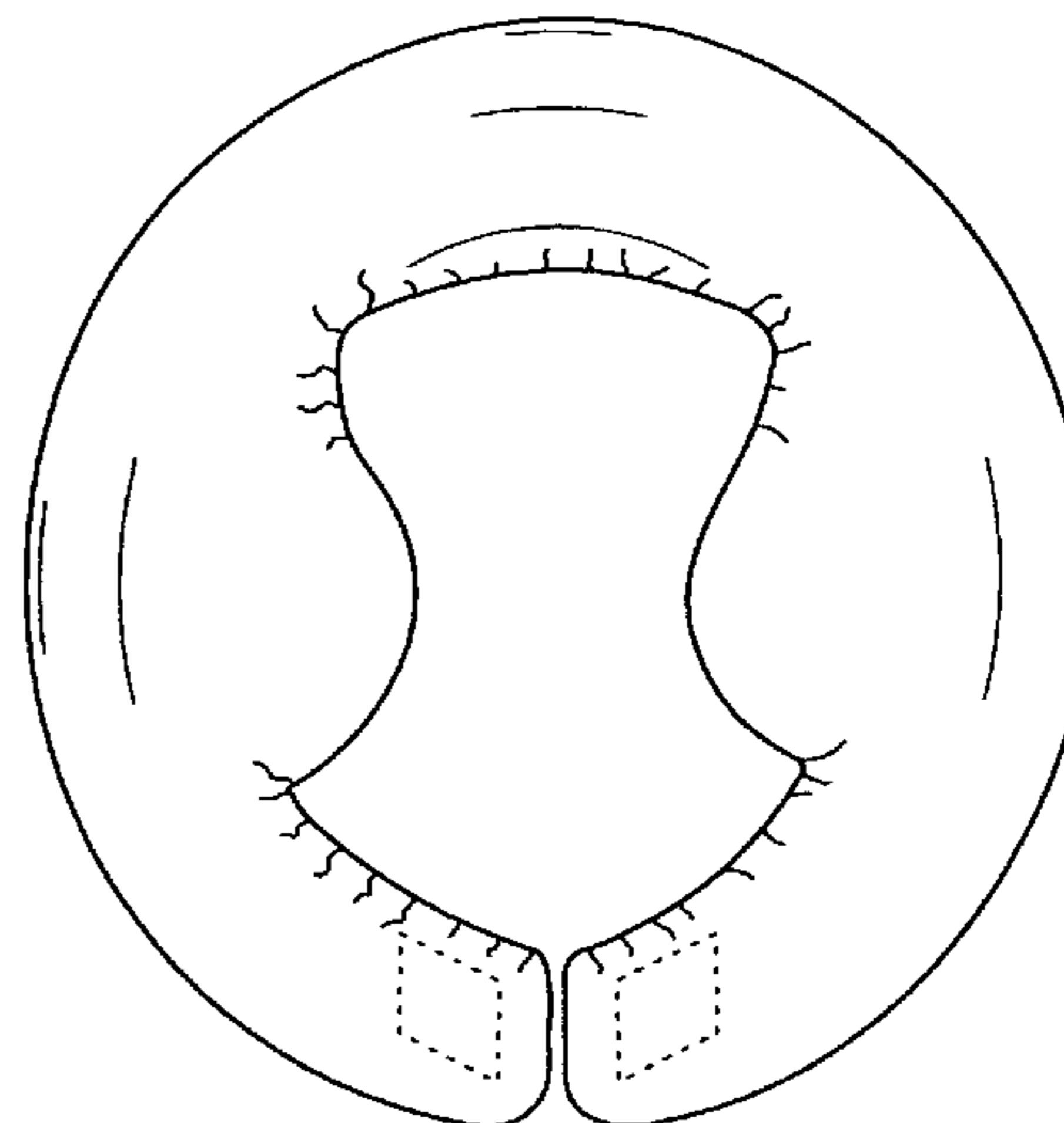
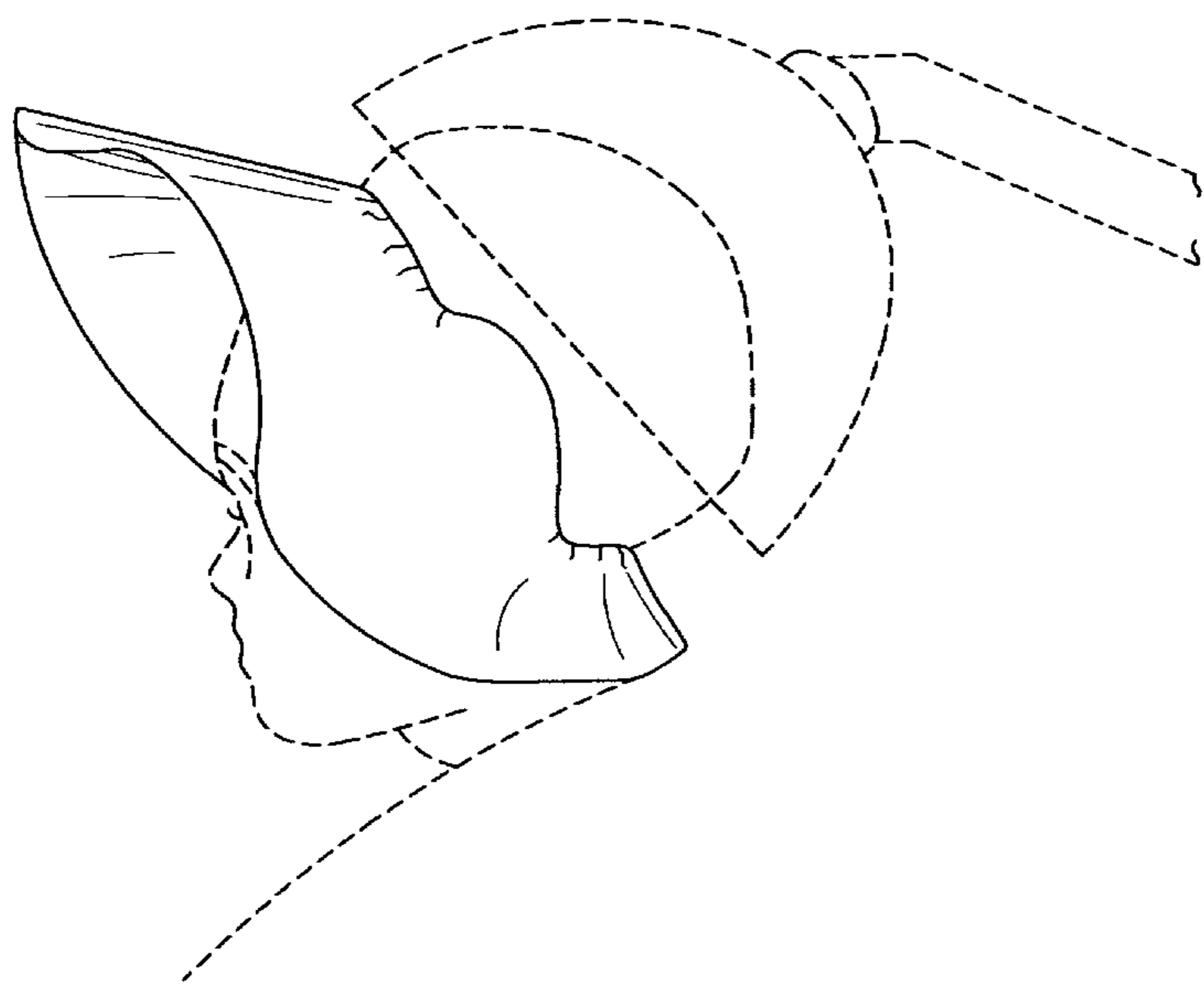
(57) **CLAIM**

The ornamental design for a face, ears, and neck heat shield, as shown and described.

DESCRIPTION

FIG. 1 is a front perspective view of a face, ears, and neck heat shield showing our new design in a used condition;
FIG. 2 is a top plan view thereof;
FIG. 3 is a bottom plan view thereof; and,
FIG. 4 is a left side elevation view thereof, the right side elevation view being a mirror image thereof.
The broken lines illustrating the hairdryer and human figure form no part of the claimed design.
All sides not shown form no part of the claimed design.

1 Claim, 3 Drawing Sheets



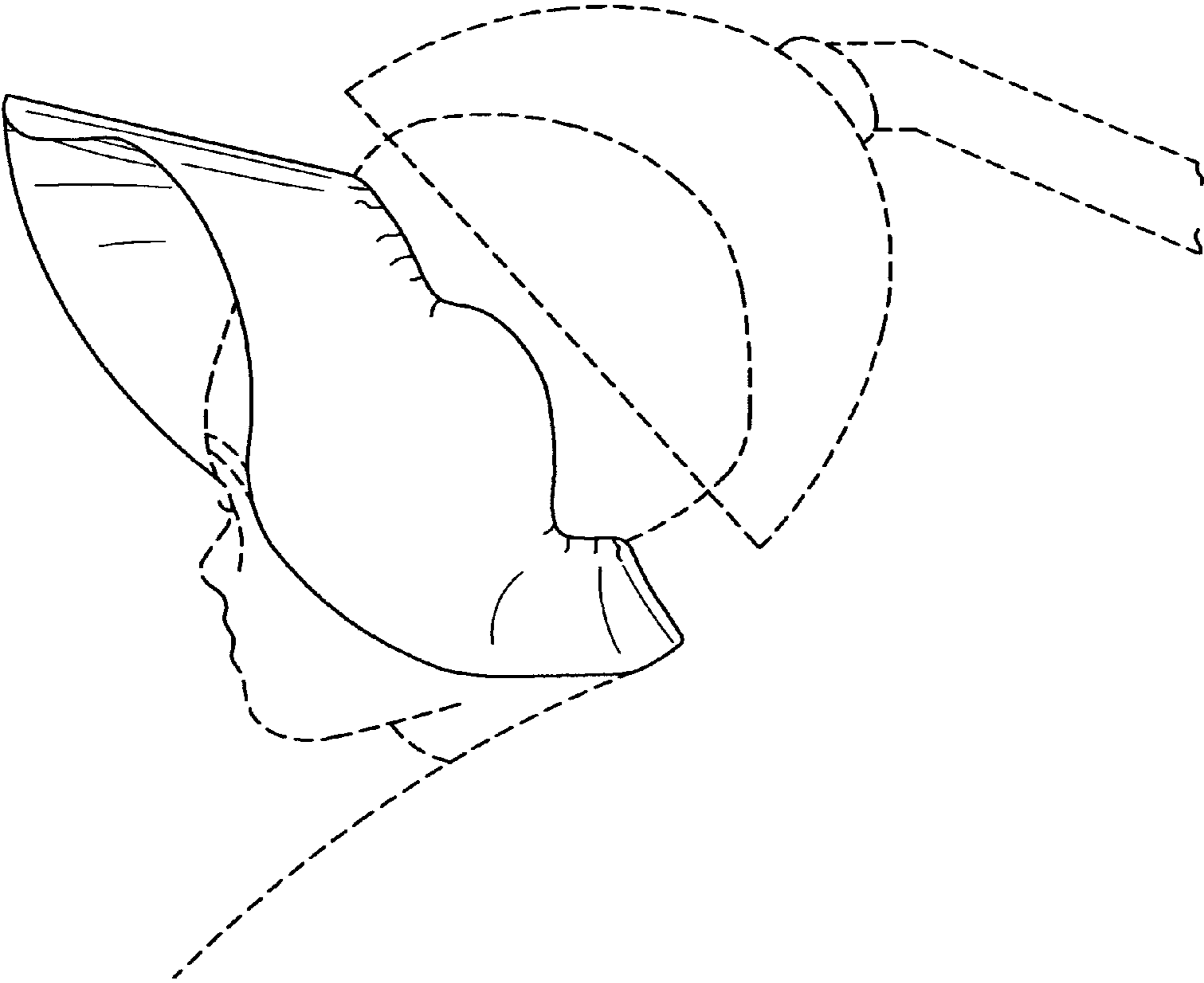


FIG. 1

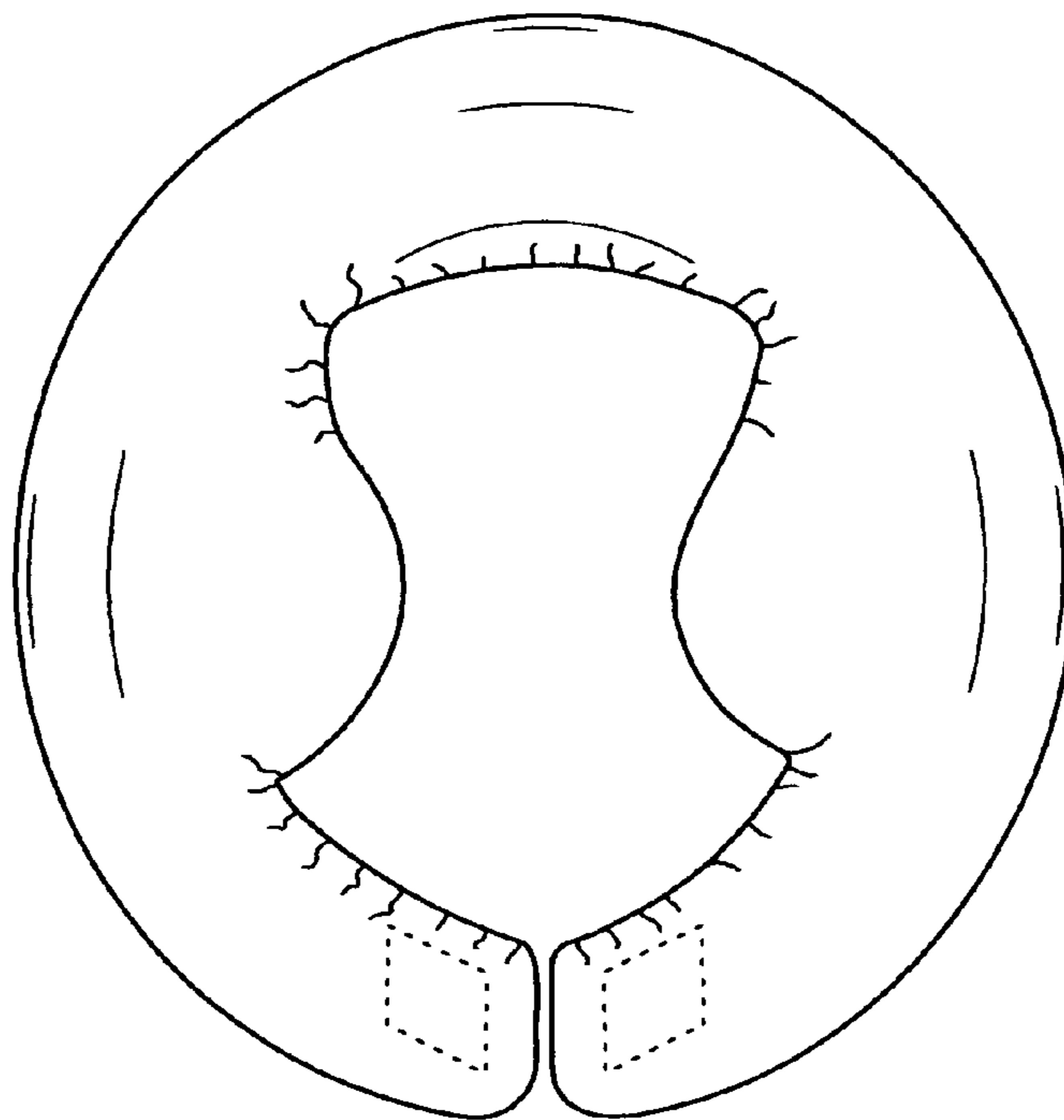


FIG. 2

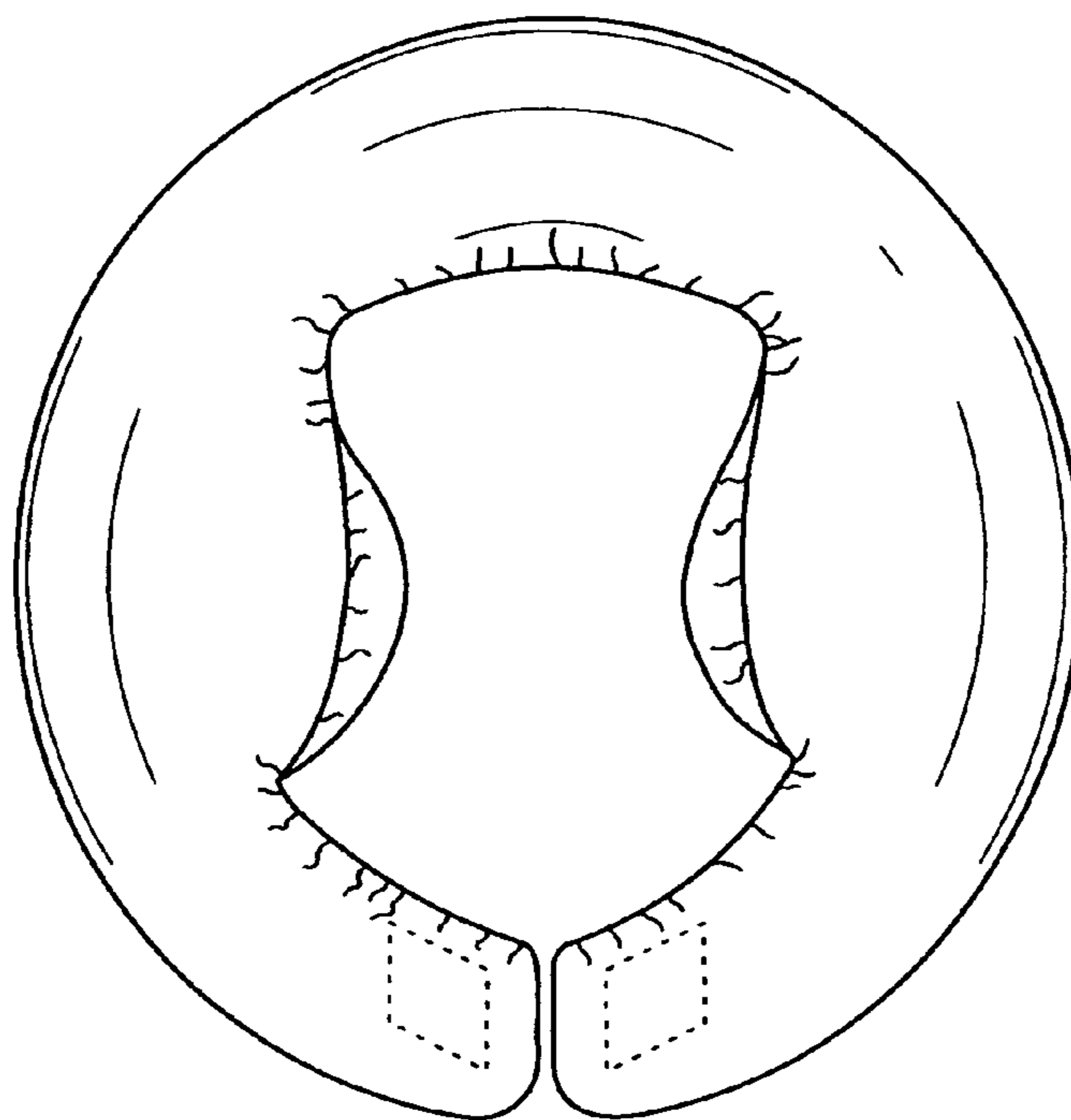


FIG. 3




FIG. 4