



US00D665500S

(12) **United States Design Patent**  
**Martin et al.**

(10) **Patent No.:** **US D665,500 S**  
(45) **Date of Patent:** **\*\* Aug. 14, 2012**

(54) **STENT**

(75) Inventors: **Gerald Ray Martin**, Redwood City, CA (US); **Stuart Huangyee Lin**, Mountain View, CA (US); **Eric W. Leopold**, Redwood City, CA (US); **Christopher P. Cheng**, Palo Alto, CA (US); **Alexander Arthur Lubinski**, Rocklin, CA (US)

(73) Assignee: **NovoStent Corporation**, Mountain View

(\*\*) Term: **14 Years**

(21) Appl. No.: **29/389,780**

(22) Filed: **Apr. 15, 2011**

(51) **LOC (9) Cl.** ..... **24-02**

(52) **U.S. Cl.** ..... **D24/155**

(58) **Field of Classification Search** ..... D24/155,  
D24/156, 133, 152, 154, 135, 144-146, 151;  
606/194, 198; 604/1.02, 103.02; 623/1.12,  
623/1.15, 1.16, 1.22, 23.54, 23.7, 903

See application file for complete search history.

(56) **References Cited**

U.S. PATENT DOCUMENTS

4,969,458	A	11/1990	Wiktor	
5,441,515	A	8/1995	Khosravi et al.	
5,603,722	A	2/1997	Phan et al.	
5,632,771	A	5/1997	Boatman et al.	
5,707,387	A	1/1998	Wijay	
5,824,052	A	10/1998	Khosravi et al.	
5,897,588	A	4/1999	Hull et al.	
6,273,908	B1	8/2001	Ndondo-Lay	
6,425,915	B1	7/2002	Khosravi et al.	
6,464,720	B2	10/2002	Boatman et al.	
6,514,285	B1	2/2003	Pinchasik	
6,565,600	B2	5/2003	Hojeibane	
6,679,910	B1 *	1/2004	Granada	623/1.15
6,890,349	B2	5/2005	McGuckin, Jr. et al.	

7,060,088	B1	6/2006	Fischell et al.	
7,108,714	B1 *	9/2006	Becker	623/1.15
D568,476	S *	5/2008	Cottone et al.	D24/155
D569,976	S *	5/2008	Raj D et al.	D24/155
D597,671	S *	8/2009	Cottone et al.	D24/155
D622,387	S *	8/2010	Igaki	D24/155
D622,388	S *	8/2010	Igaki	D24/155
7,766,957	B2 *	8/2010	Moriuchi	623/1.15
D635,261	S *	3/2011	Rossi	D24/155
D635,262	S *	3/2011	Rossi	D24/155
7,942,922	B2 *	5/2011	Addonizio et al.	623/1.15
7,947,071	B2 *	5/2011	Schmid et al.	623/1.22
7,988,718	B2 *	8/2011	Ehr et al.	623/1.15
8,002,815	B2 *	8/2011	Laroya et al.	623/1.12
8,012,195	B2 *	9/2011	Jang	623/1.15

(Continued)

*Primary Examiner* — Ian Simmons

*Assistant Examiner* — Charles Hanson

(74) *Attorney, Agent, or Firm* — James F. Hann; Haynes Beffel & Wolfeld LLP

(57) **CLAIM**

The ornamental design for a stent, as shown and described.

**DESCRIPTION**

FIG. 1 is a top plan view of a stent showing our new design in an open, planar configuration;

FIG. 2 is an enlarged view of a portion of the stent of FIG. 1; FIG. 3 is a side view of the stent of FIG. 1 in a tubular, radially expanded state;

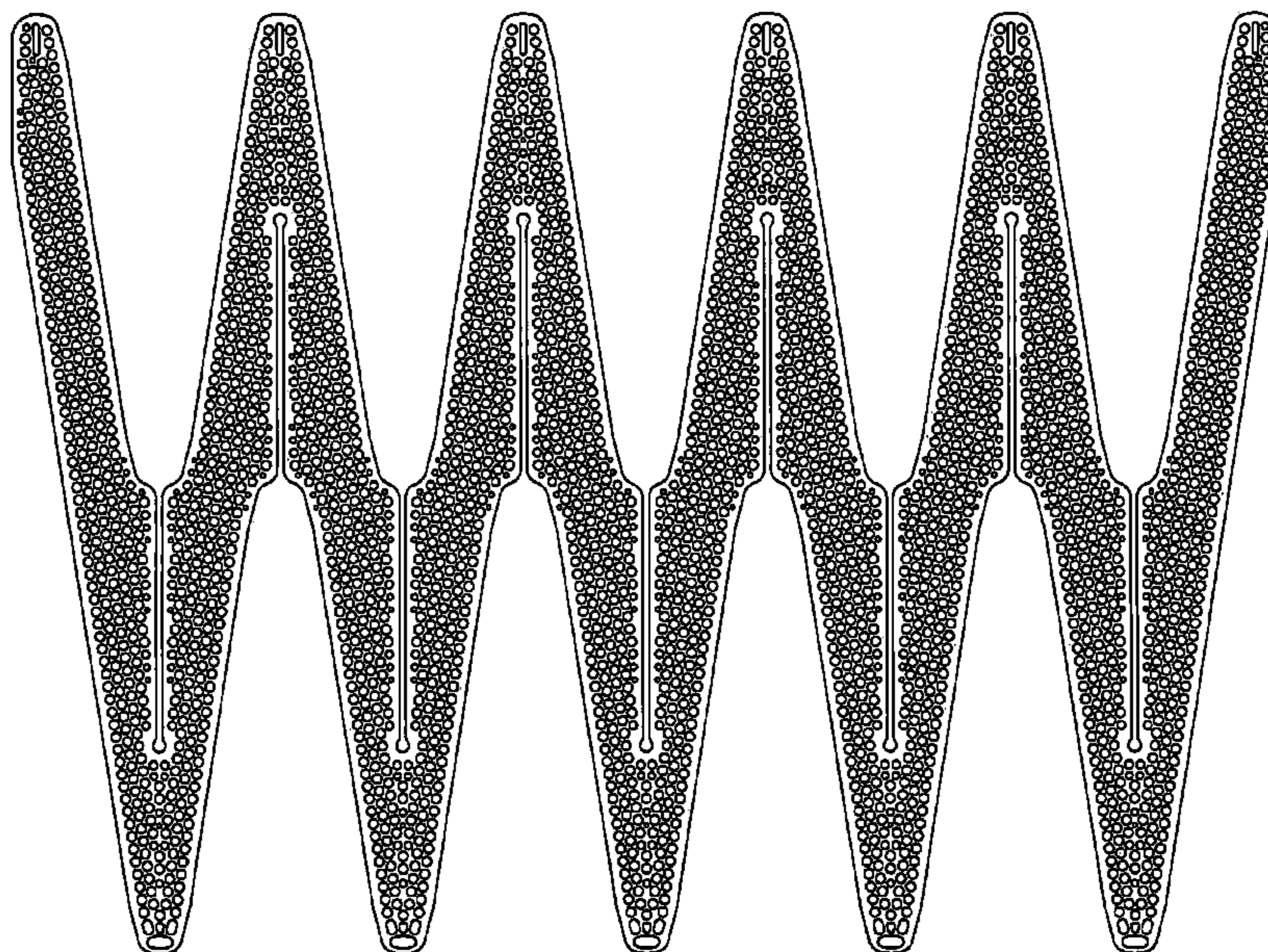
FIG. 4 is an end view of the stent of FIG. 3;

FIG. 5 is a side view similar to that of the stent of FIG. 3 but in a tubular, radially contracted state; and,

FIG. 6 is an end view of the stent of FIG. 5 showing how the turns overlap.

The stent is used to provide support within tubular body vessels.

**1 Claim, 4 Drawing Sheets**



# US D665,500 S

Page 2

---

## U.S. PATENT DOCUMENTS

2002/0004679	A1	1/2002	Eury et al.				
2002/0095206	A1*	7/2002	Addonizio et al.	.....	623/1.15		
2003/0120335	A1	6/2003	Ehr et al.				
2005/0163821	A1	7/2005	Sung et al.				
2007/0185560	A1	8/2007	Roeder et al.				
2008/0221665	A1	9/2008	Peckham et al.				
2009/0228095	A1	9/2009	Shanley et al.				
2009/0326639	A1	12/2009	Edin				
2011/0054590	A1	3/2011	Leopold et al.				
2011/0106239	A1*	5/2011	Goto	.....	623/1.16		

\* cited by examiner

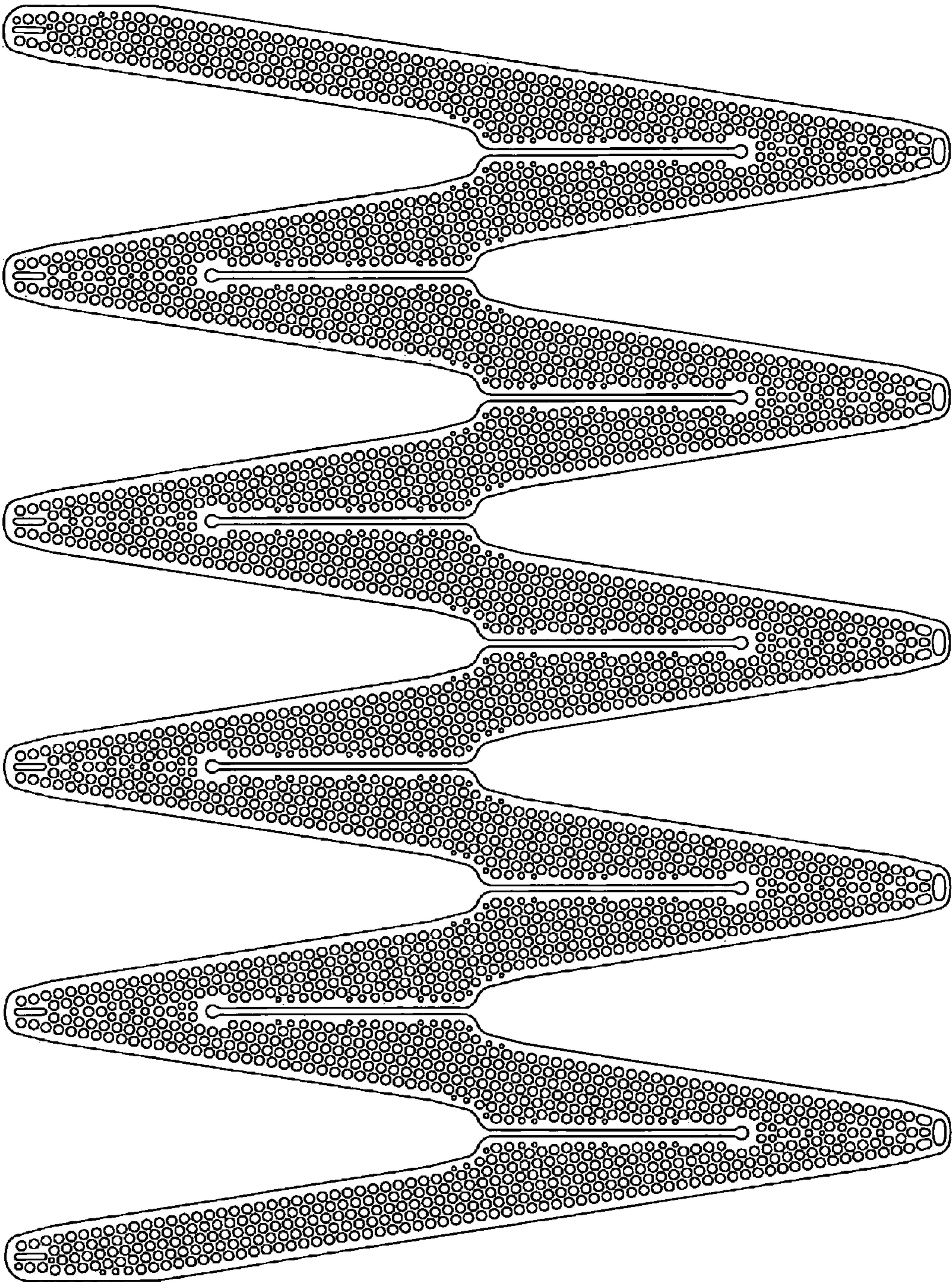


Fig. 1

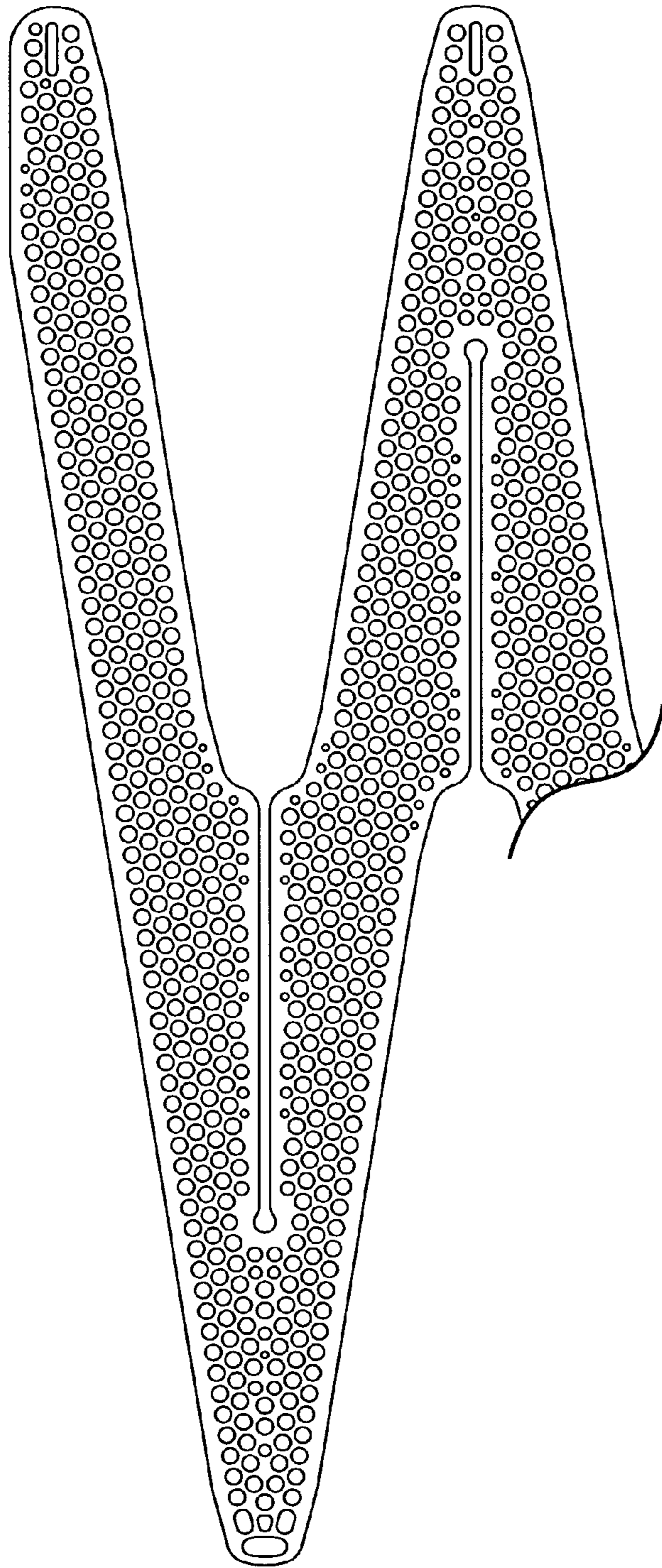


Fig. 2




Fig. 3

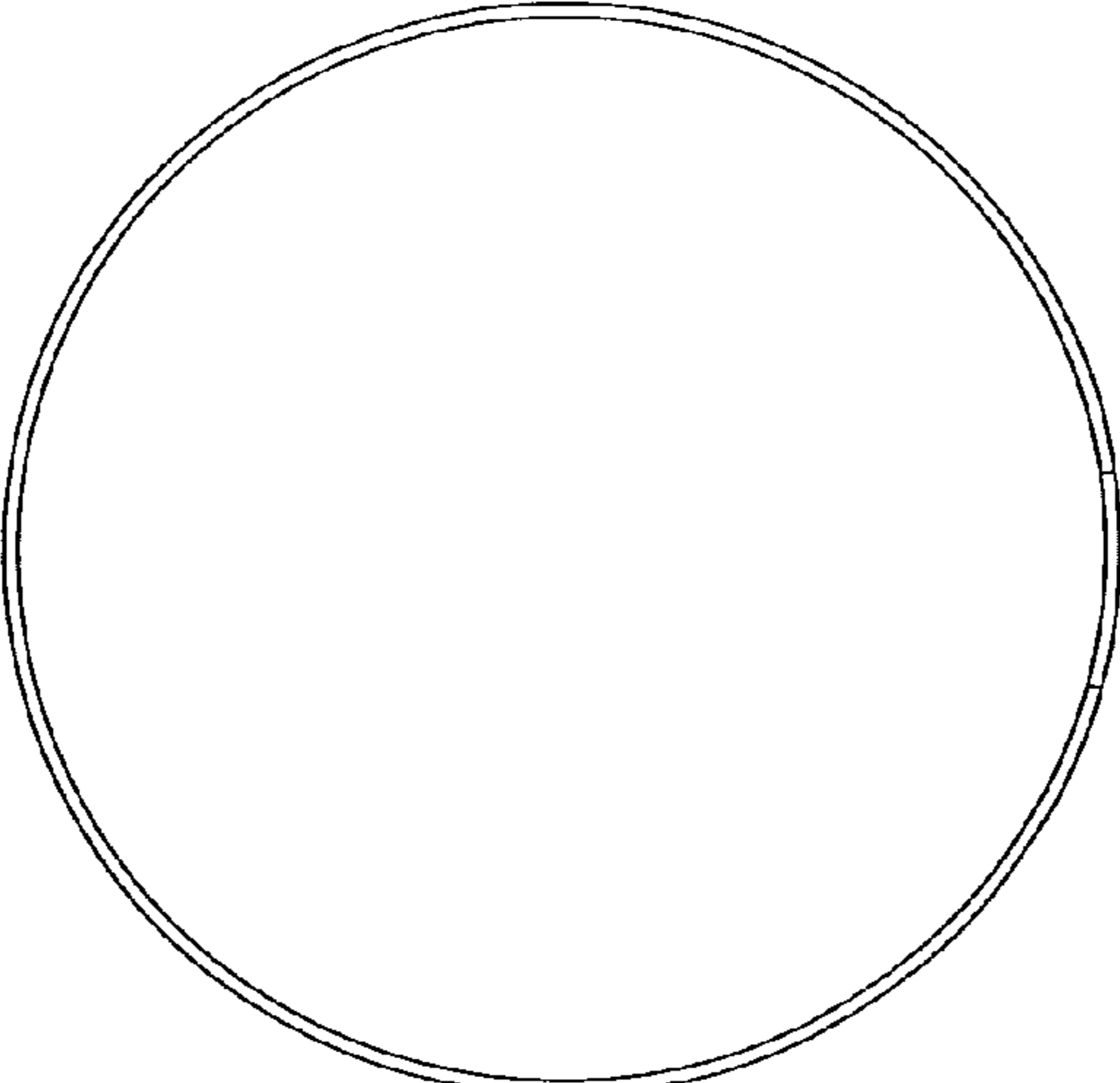


Fig. 4

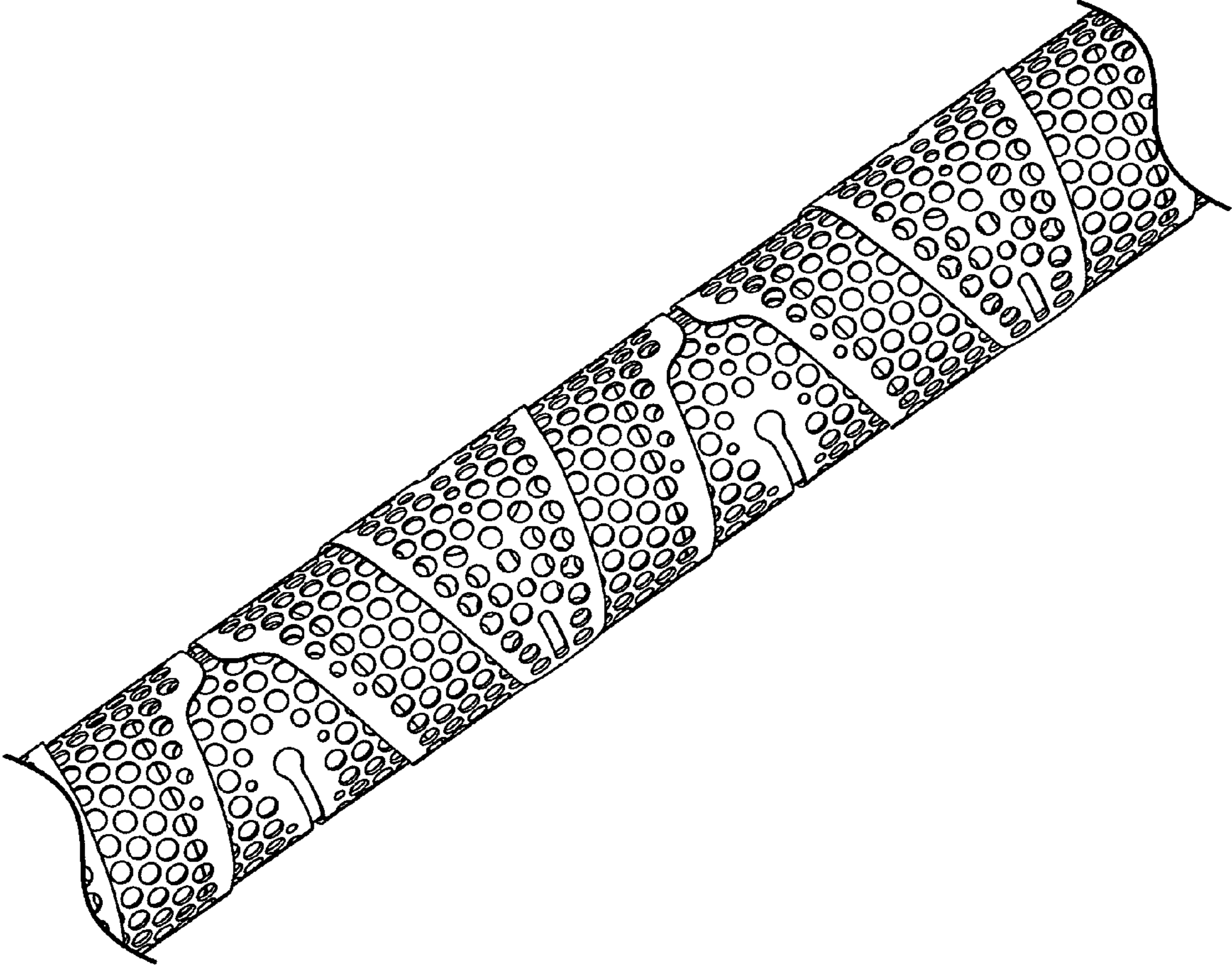


Fig. 5

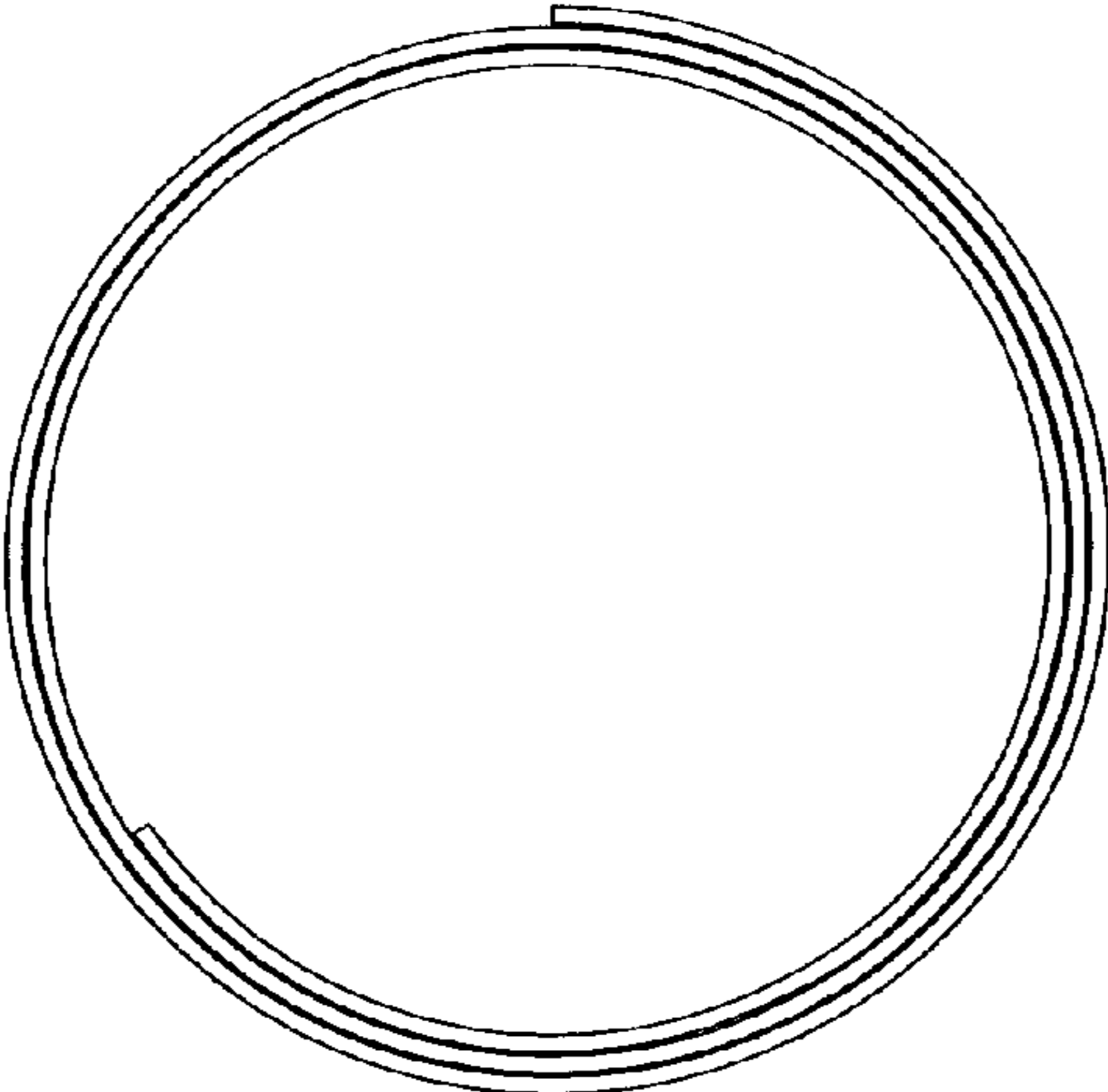


Fig. 6