

US00D665490S

(12) **United States Design Patent**
Browder

(10) **Patent No.:** **US D665,490 S**

(45) **Date of Patent:** **** Aug. 14, 2012**

(54) **COVER FOR LIGHT AND/OR FRAGRANCE
EMITTER**

(75) **Inventor:** **John H. Browder**, Argyle, TX (US)

(73) **Assignee:** **IDC Enchanted Lighting Company,
LLC**, Roanoke, TX (US)

(**) **Term:** **14 Years**

(21) **Appl. No.:** **29/416,942**

(22) **Filed:** **Mar. 28, 2012**

(51) **LOC (9) Cl.** **28-99**

(52) **U.S. Cl.** **D23/367**

(58) **Field of Classification Search** D23/355-369;
D28/5, 6; 261/DIG. 17, DIG. 42, DIG. 65,
261/DIG. 88, DIG. 89; 392/386, 390, 394,
392/395; 239/34, 44, 53, 55, 56, 326; D26/14,
D26/17, 98, 9, 22, 24; D11/131.1; D7/509,
D7/522, 524, 537

See application file for complete search history.

(56) **References Cited**

U.S. PATENT DOCUMENTS

D247,284 S * 2/1978 Huddleston D10/11
D284,212 S * 6/1986 Arnold D23/367
D341,793 S * 11/1993 Puterbaugh et al. D11/131.1
D417,729 S * 12/1999 Chen D23/367

* cited by examiner

Primary Examiner — Sandra Snapp

(74) *Attorney, Agent, or Firm* — Brian Harris


(57) **CLAIM**

The ornamental design for a cover for light and/or fragrance emitter, as shown and described.

DESCRIPTION

FIG. 1 is a perspective view of a cover for light and/or fragrance emitter showing my new design;
FIG. 2 is a front view thereof;
FIG. 3 is a back view thereof;
FIG. 4 is a right side view thereof;
FIG. 5 is a left side view thereof;
FIG. 6 is a top view thereof; and,
FIG. 7 is a bottom view thereof.
The broken lines form no part of the claimed design.

1 Claim, 7 Drawing Sheets






FIG. 1

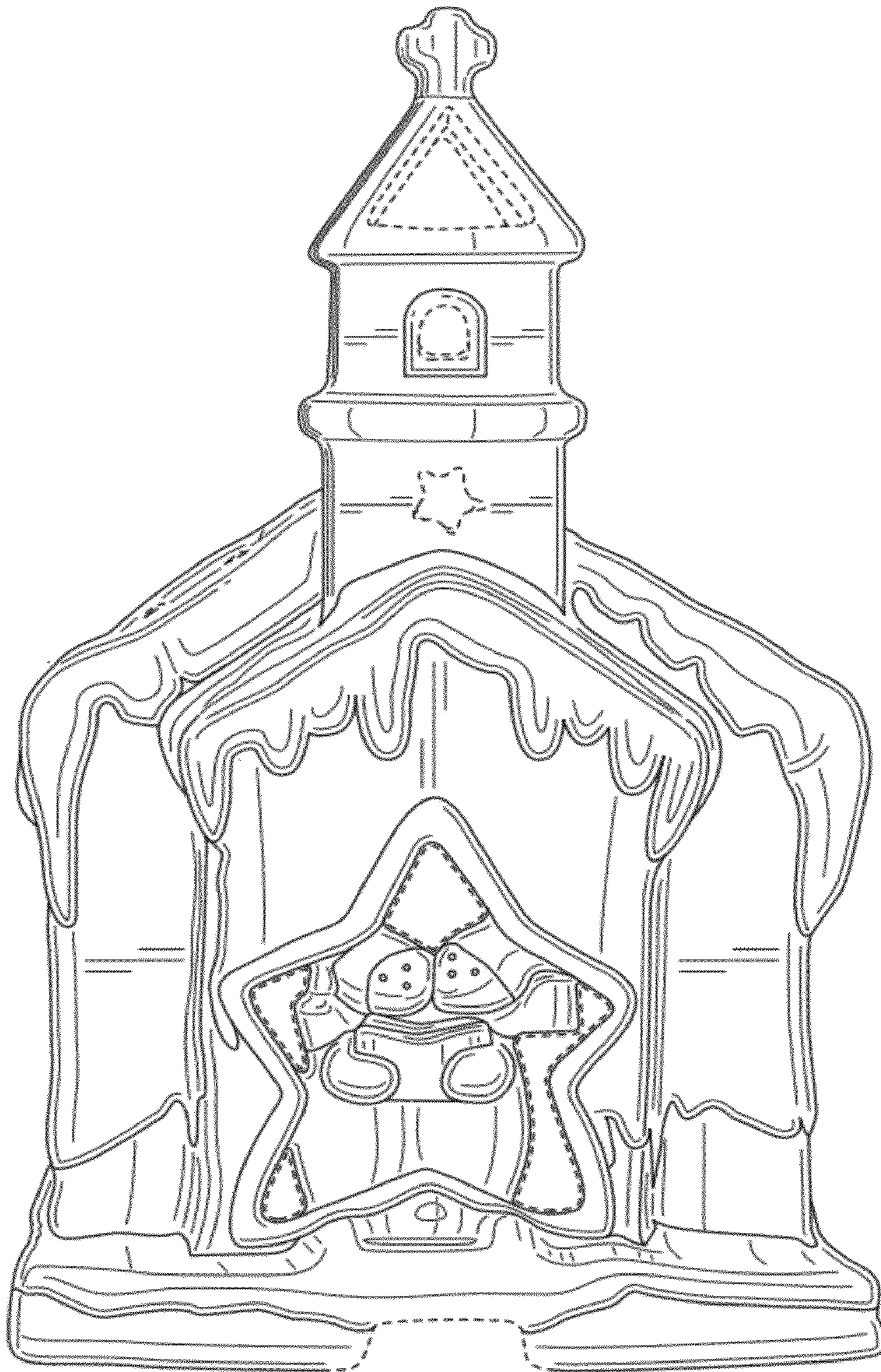


FIG. 2

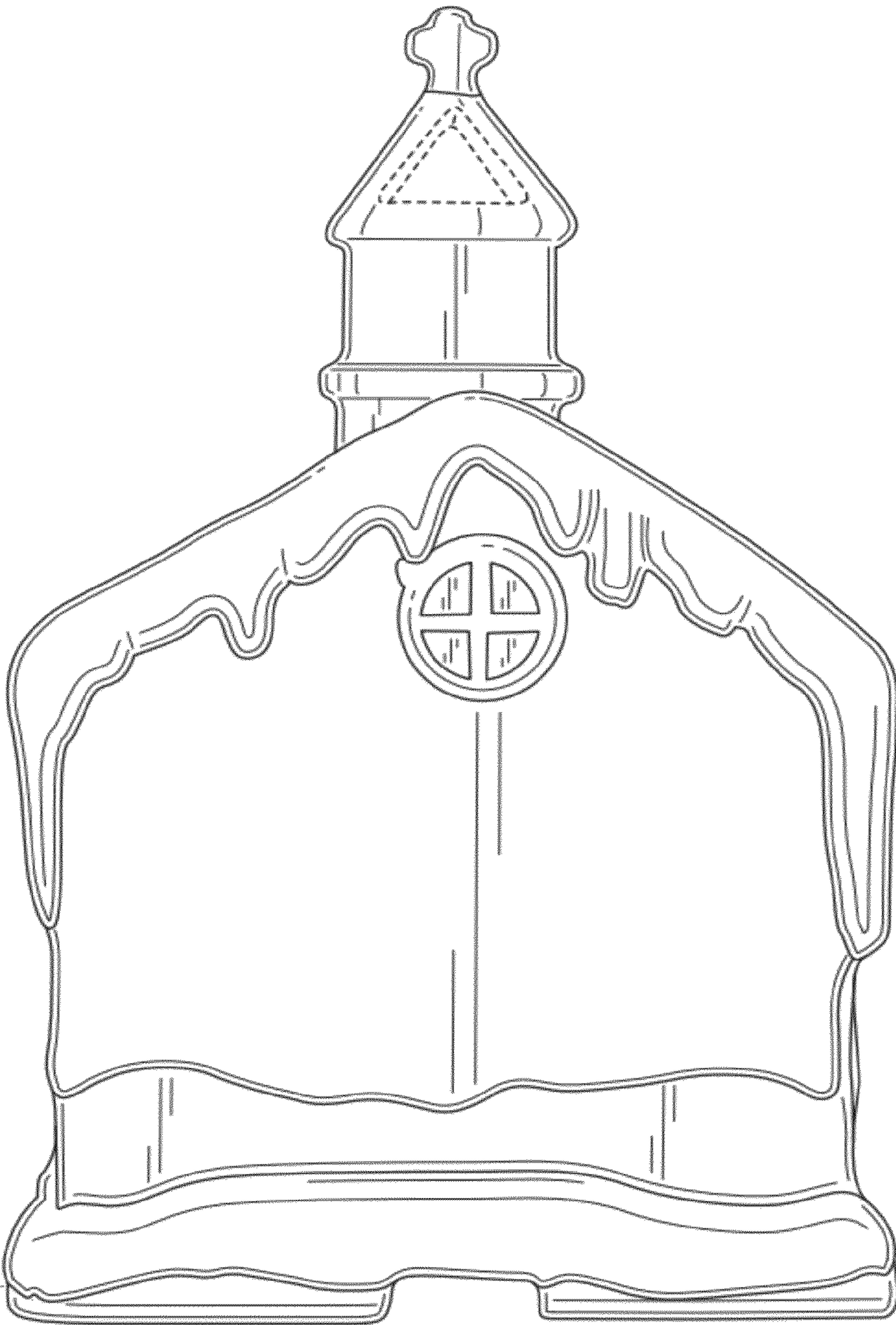


FIG. 3




FIG. 4




FIG. 5




FIG. 6

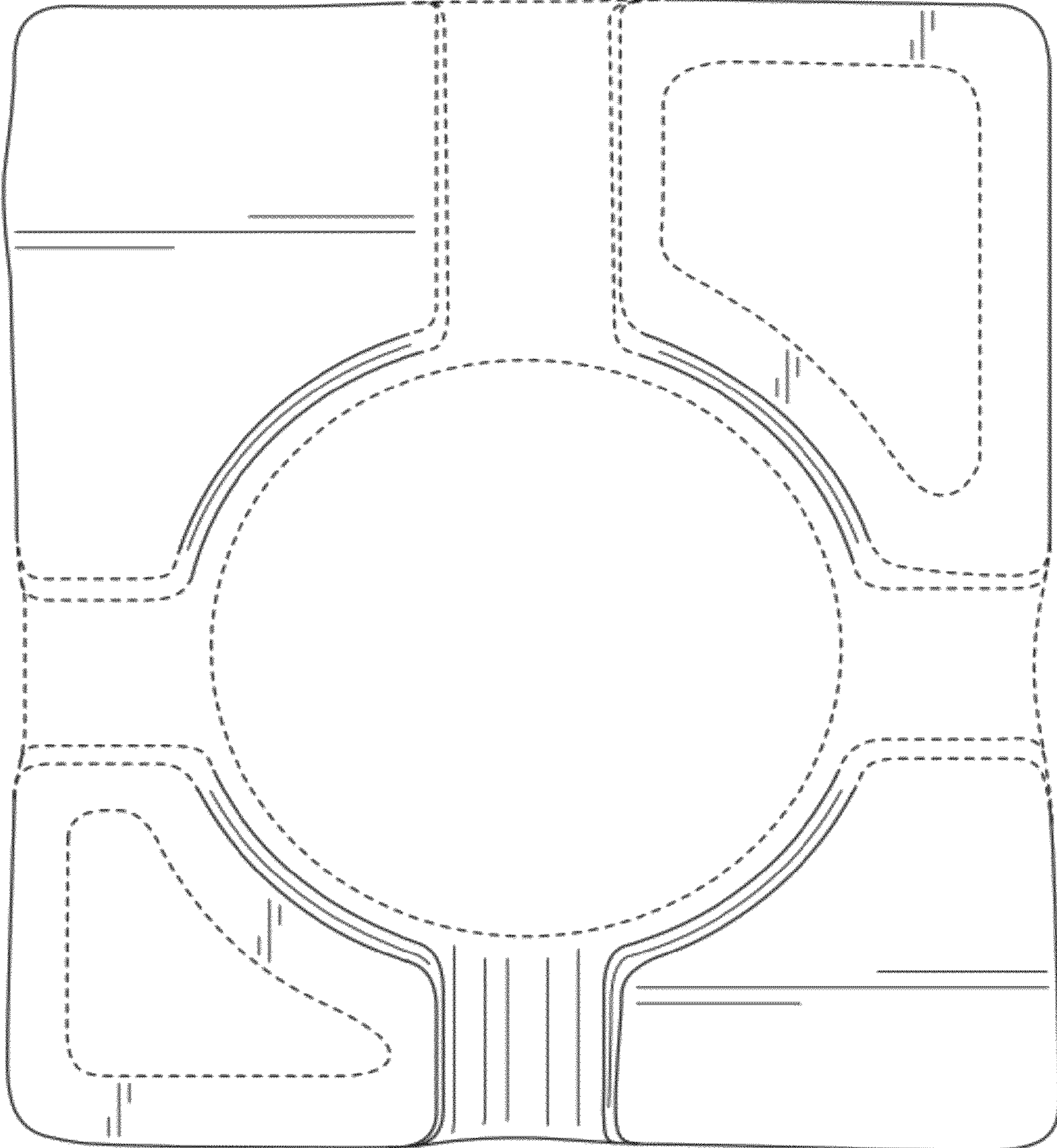


FIG. 7