



US00D665483S

(12) **United States Design Patent**
Fu et al.

(10) **Patent No.:** **US D665,483 S**
(45) **Date of Patent:** **** Aug. 14, 2012**

(54) **INTEGRAL HEAT PUMP AND HOT WATER DISPENSER**

(56) **References Cited**

(75) Inventors: **Hongjian Fu**, Guangdong Province (CN); **Weibiao Zheng**, Guangdong Province (CN)

(73) Assignee: **GD Midea Holding Co., Ltd.**, Guangdong Province (CN)

(**) Term: **14 Years**

(21) Appl. No.: **29/358,802**

(22) Filed: **Apr. 1, 2010**

(30) **Foreign Application Priority Data**

Dec. 21, 2009 (CN) 2009 3 0273307

(51) **LOC (9) Cl.** **23-03**

(52) **U.S. Cl.** **D23/318**

(58) **Field of Classification Search** D23/318, D23/322, 319, 320, 321, 334; 126/361, 35 R; 122/13.2, 14, 15, 19.2; 392/449, 451, 454

See application file for complete search history.

U.S. PATENT DOCUMENTS

D300,352 S *	3/1989	Ronvik	D23/318
D388,868 S *	1/1998	Vago et al.	D23/318
D400,971 S *	11/1998	Vago et al.	D23/318
D603,492 S *	11/2009	Lopez et al.	D23/318
D605,263 S *	12/2009	Nelson et al.	D23/318

* cited by examiner

Primary Examiner — T. Chase Nelson

Assistant Examiner — Ania Aman

(57) **CLAIM**

The ornamental design for an integral heat pump and hot water dispenser, as shown and described.

DESCRIPTION

FIG. 1 is a front elevational view of an integral heat pump and hot water dispenser showing my new design;

FIG. 2 is a rear elevational view thereof;

FIG. 3 is a left side view thereof;

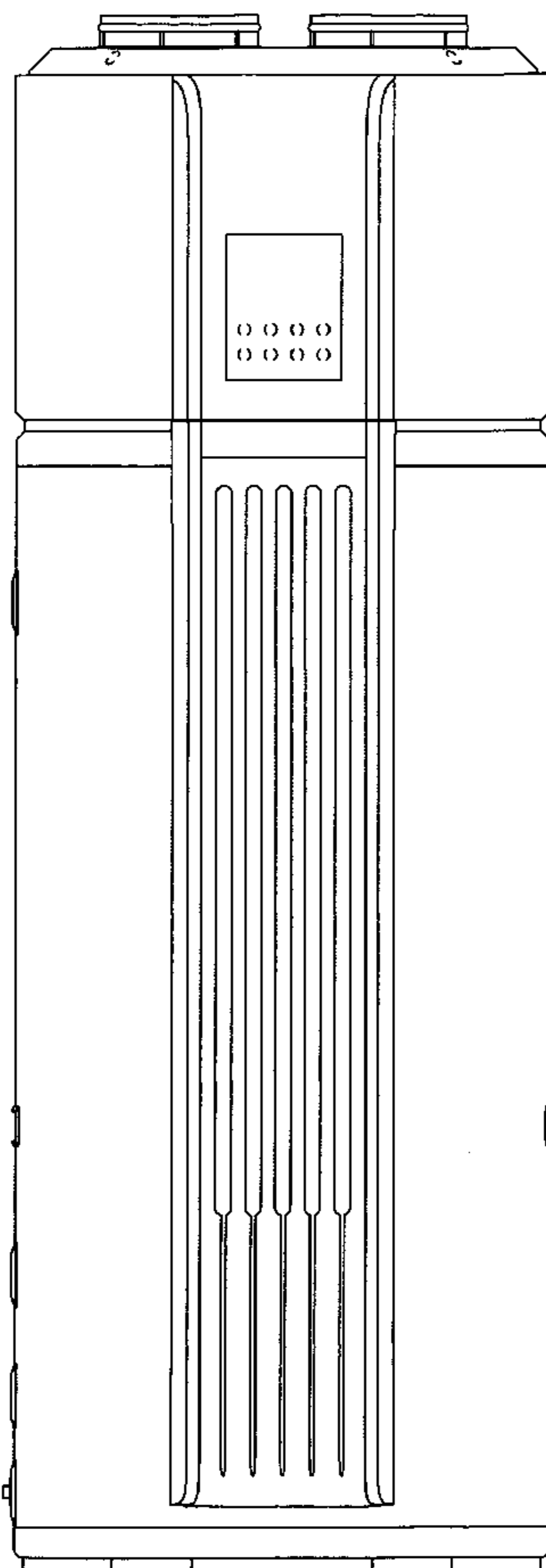
FIG. 4 is a right side view thereof;

FIG. 5 is a top plan view thereof; and,

FIG. 6 is a bottom plan view thereof.

The broken lines shown form no part of the claimed design.

1 Claim, 5 Drawing Sheets



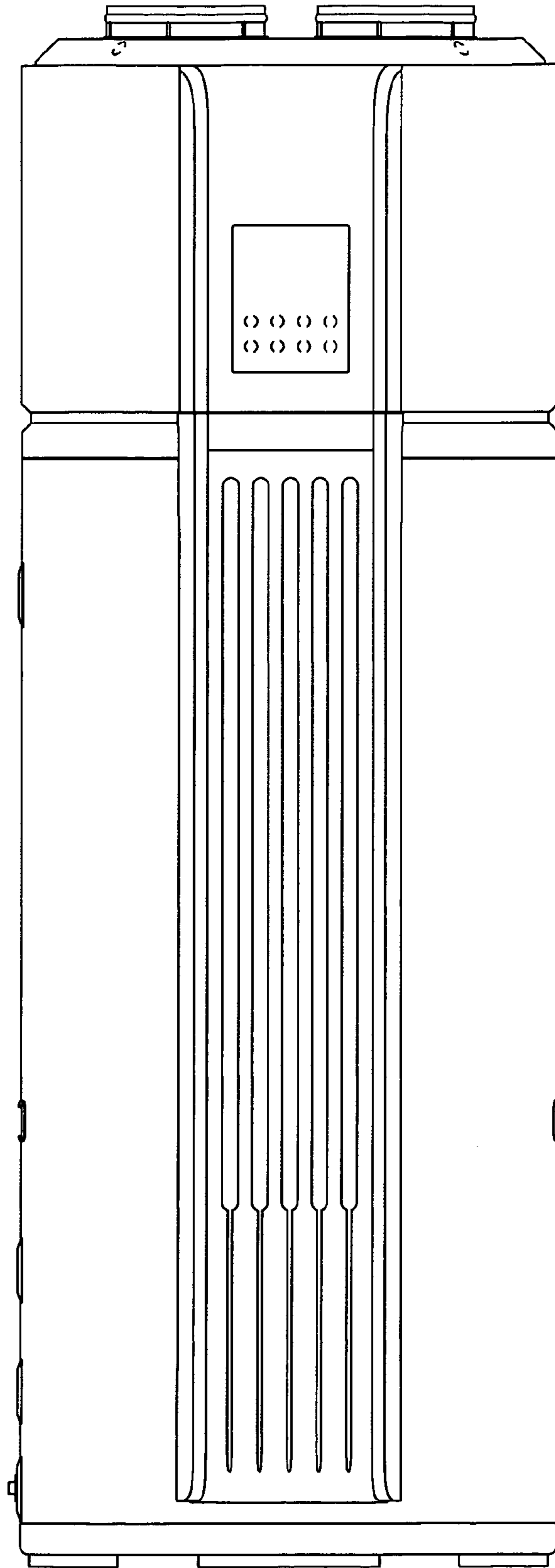


FIG. 1




FIG. 2




FIG. 3




FIG. 4

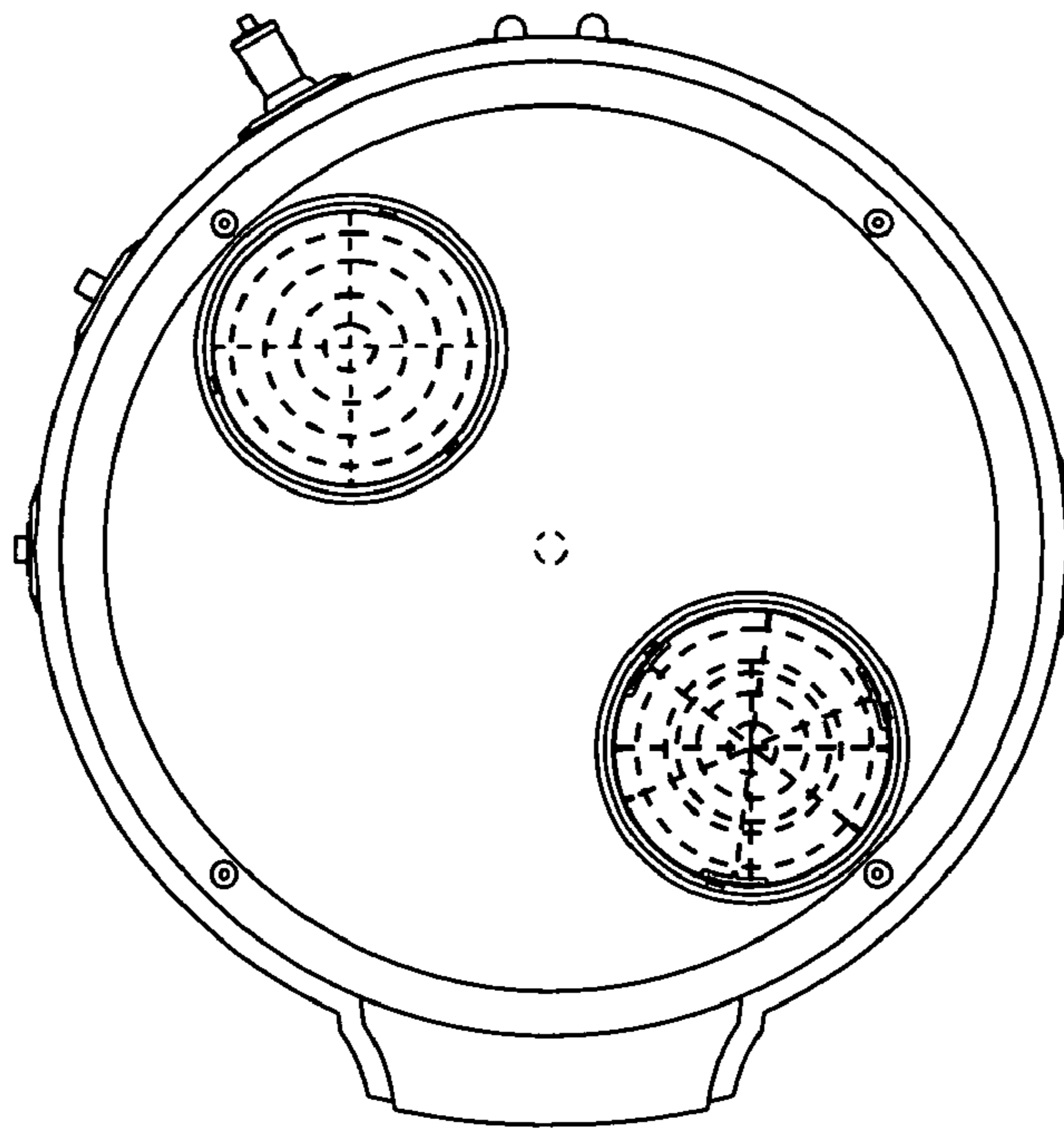


FIG. 5

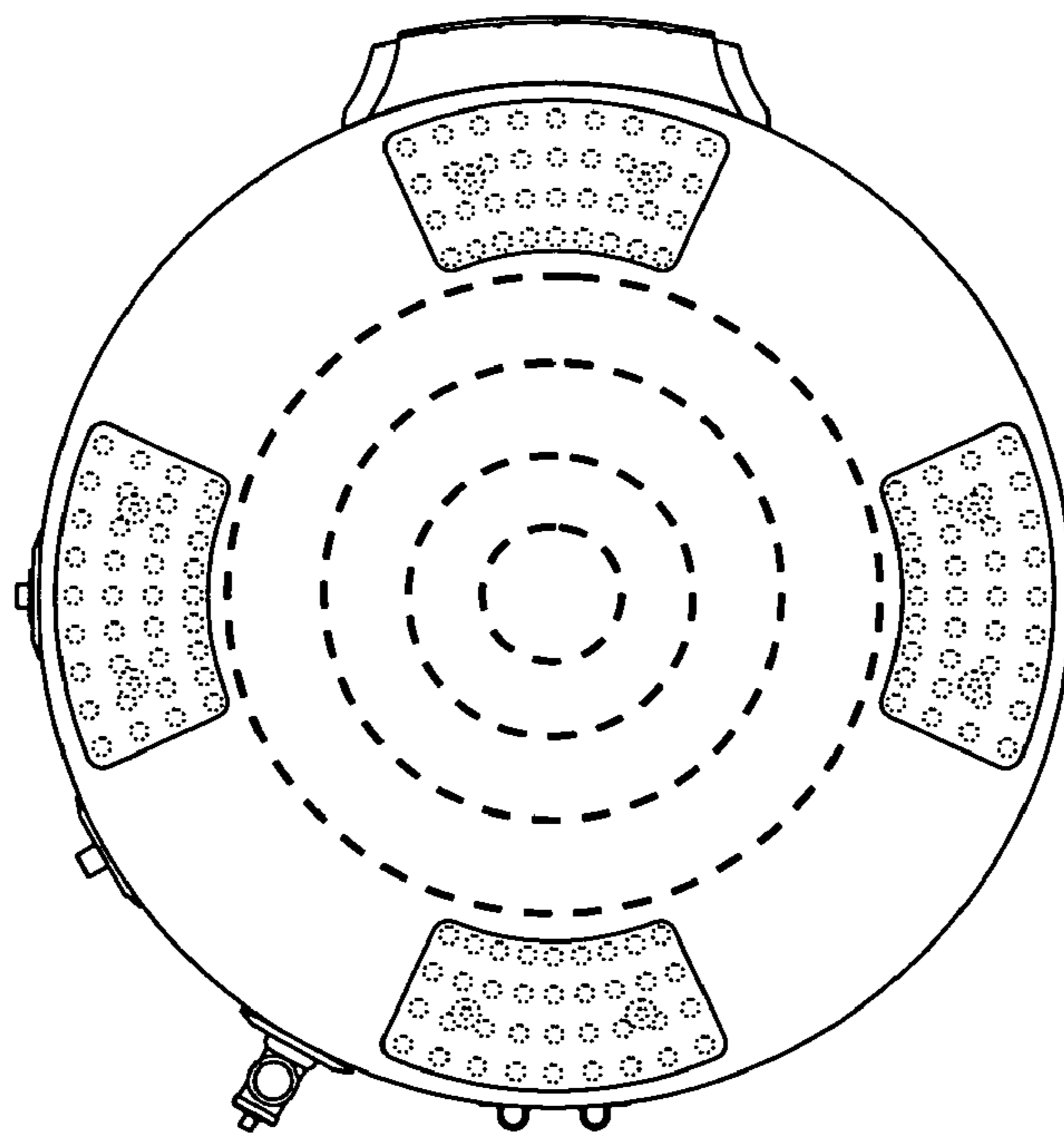


FIG. 6