

US00D665476S

(12) **United States Design Patent**  
**Flowers et al.**

(10) **Patent No.:** **US D665,476 S**

(45) **Date of Patent:** **\*\* Aug. 14, 2012**

(54) **SHOWER SPRAY**

(75) Inventors: **Paul Flowers**, Duesseldorf (DE); **Jochen Allard**, Menden (DE)

(73) Assignee: **Grohe AG**, Hemer (DE)

(\*\*) Term: **14 Years**

(21) Appl. No.: **29/401,206**

(22) Filed: **Sep. 8, 2011**

(30) **Foreign Application Priority Data**

Mar. 9, 2011 (EM) ..... 001833187-0002

(51) **LOC (9) Cl.** ..... **23-01**

(52) **U.S. Cl.** ..... **D23/213; D23/228**

(58) **Field of Classification Search** ..... D23/213,  
D23/214, 228-230, 304; 239/280; 4/567,  
4/552, 596, 597, 601, 605, 615, 900  
See application file for complete search history.

(56) **References Cited**

**U.S. PATENT DOCUMENTS**

924,602	A *	6/1909	Dimond	.....	4/567
1,112,261	A *	9/1914	Carter	.....	285/8
3,858,252	A *	1/1975	Ejchorszt	.....	4/615
4,397,050	A *	8/1983	Davis et al.	.....	4/601
4,809,369	A *	3/1989	Bowden	.....	4/615
D310,860	S *	9/1990	Delepine	.....	D23/213
5,678,258	A *	10/1997	Healy	.....	4/601
D391,341	S *	2/1998	Sutherland	.....	D23/228
D398,384	S *	9/1998	Bonnell et al.	.....	D23/304

5,909,969	A *	6/1999	Davison	.....	4/569
D453,550	S *	2/2002	Lobermeier	.....	D23/228
D540,923	S *	4/2007	Starck	.....	D23/304
D550,337	S *	9/2007	Stein	.....	D23/304
D590,484	S *	4/2009	Kolin et al.	.....	D23/304
D591,837	S *	5/2009	Zetsche et al.	.....	D23/304
D621,002	S *	8/2010	Yongyan	.....	D23/228

\* cited by examiner

*Primary Examiner* — Robin V Webster

(74) *Attorney, Agent, or Firm* — Muncy, Geissler, Olds & Lowe, PLLC

(57) **CLAIM**

The ornamental design for a shower spray, as shown and described.

**DESCRIPTION**

FIG. 1 is a left side elevational view of a shower spray according to the invention.

FIG. 2 is a right side elevational view of the shower spray of FIG. 1.

FIG. 3 is a front elevational view of the shower spray of FIG. 1.

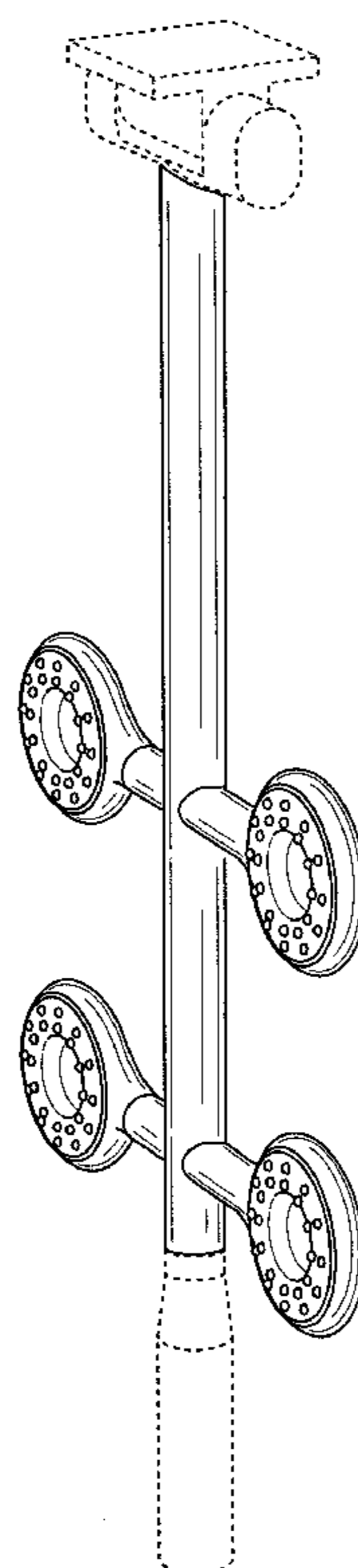
FIG. 4 is a rear elevational view of the shower spray of FIG. 1.

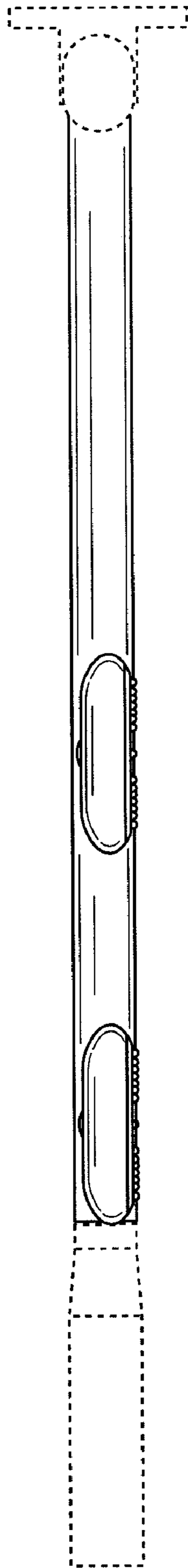
FIG. 5 is a top plan view of the shower spray of FIG. 1.

FIG. 6 is a bottom plan view of the shower spray of FIG. 1; and,

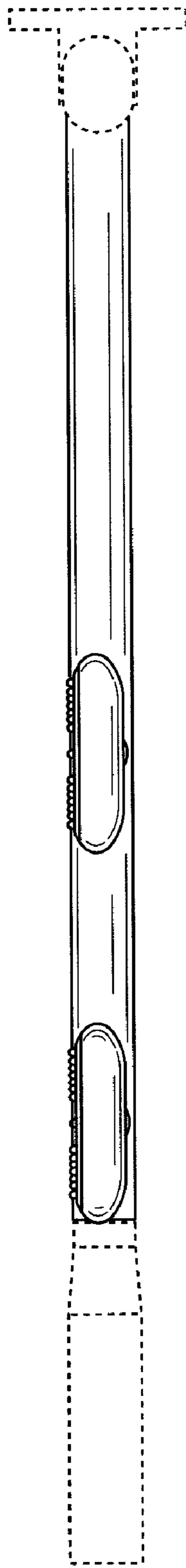
FIG. 7 is a three quarter view of the shower spray of FIG. 1. The dashed lines illustrate environment that does not form a part of the present invention, and no claim is made to the material illustrated with dashed lines.

**1 Claim, 7 Drawing Sheets**







**FIG. 1**




**FIG. 2**



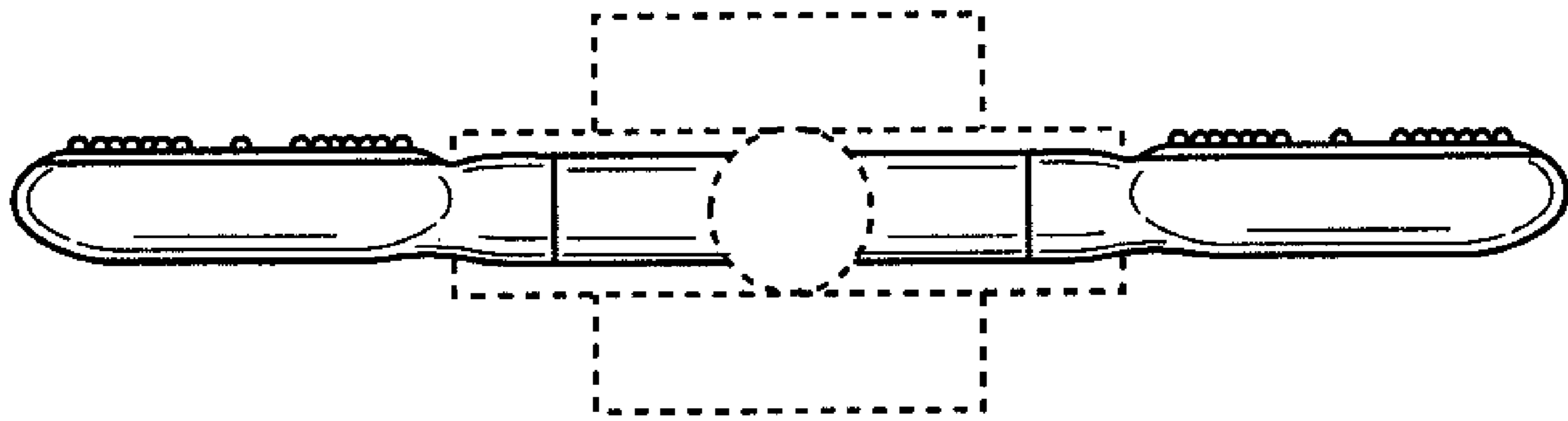
**FIG. 3**



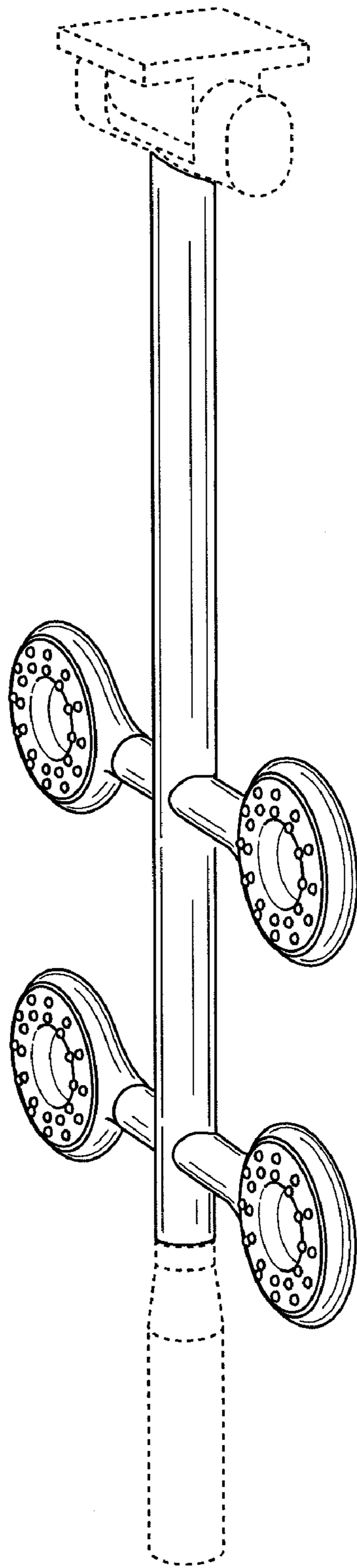
**FIG. 4**



**FIG. 5**



**FIG. 6**



**FIG. 7**