

US00D665456S

(12) **United States Design Patent**  
**Bell et al.**

(10) **Patent No.:** **US D665,456 S**

(45) **Date of Patent:** **\*\* \*Aug. 14, 2012**

(54) **INFORMATION DISPLAY**

(75) Inventors: **Ben H. Bell**, Avondale Estates, GA (US);  
**Jeff B. Cobb**, Atlanta, GA (US)

(73) Assignee: **APCO Graphics, Inc.**, Atlanta, GA  
(US)

(\*) Notice: This patent is subject to a terminal disclaimer.

(\*\*) Term: **14 Years**

(21) Appl. No.: **29/391,827**

(22) Filed: **May 13, 2011**

**Related U.S. Application Data**

(63) Continuation of application No. 13/095,667, filed on Apr. 27, 2011.

(51) **LOC (9) Cl.** ..... **20-03**

(52) **U.S. Cl.** ..... **D20/18; D20/42**

(58) **Field of Classification Search** ..... D20/10,  
D20/18, 19, 22, 27, 40-42, 99; 40/124.01,  
40/124.191, 299.01, 446, 453, 488-491;  
D19/34; 116/234, 321, 324; D10/109.1,  
D10/109.2

See application file for complete search history.

(56) **References Cited**

**U.S. PATENT DOCUMENTS**

362,926	A	5/1887	Benninhaus et al.	
588,254	A *	8/1897	Walker	40/491
1,101,826	A *	6/1914	Woolums	116/324
2,951,301	A	9/1960	Slaysky	
3,199,238	A *	8/1965	Brown	40/488
3,314,548	A	4/1967	Stewart	
3,604,133	A	9/1971	Hawa	
3,824,722	A	7/1974	Maruscak et al.	
D241,181	S *	8/1976	Jenks	D20/18
5,253,441	A	10/1993	Rachiele et al.	
5,257,595	A	11/1993	Cassidy, Jr.	
D351,423	S *	10/1994	Cassidy, Jr.	D20/18
D375,526	S *	11/1996	Londino	D20/18
5,608,979	A	3/1997	Johnson	

D452,710	S *	1/2002	Ragot	D20/10
6,978,565	B1	12/2005	Tollius	
7,146,758	B1 *	12/2006	Gaston	40/490
D537,117	S *	2/2007	Sinclair et al.	D19/34
D544,040	S *	6/2007	Burns	D20/19
7,263,669	B2	8/2007	Denholm	
7,363,738	B2	4/2008	Burtch	
7,703,409	B2 *	4/2010	Sinclair et al.	116/234
D620,052	S	7/2010	Blue et al.	
D640,748	S *	6/2011	Weinstein et al.	D20/18
2001/0045037	A1	11/2001	Bank et al.	
2003/0029064	A1	2/2003	Gordon et al.	
2006/0225324	A1	10/2006	Culiver	
2010/0199532	A1	8/2010	Blue et al.	

**OTHER PUBLICATIONS**

Patient Room Plaque Details, Signets Inc., Mentor, Ohio, date at least as early as May 13, 2011.

\* cited by examiner

*Primary Examiner* — Mary Ann Calabrese

(74) *Attorney, Agent, or Firm* — FSB FisherBroyles, LLP; Rachel H. Huffstetler

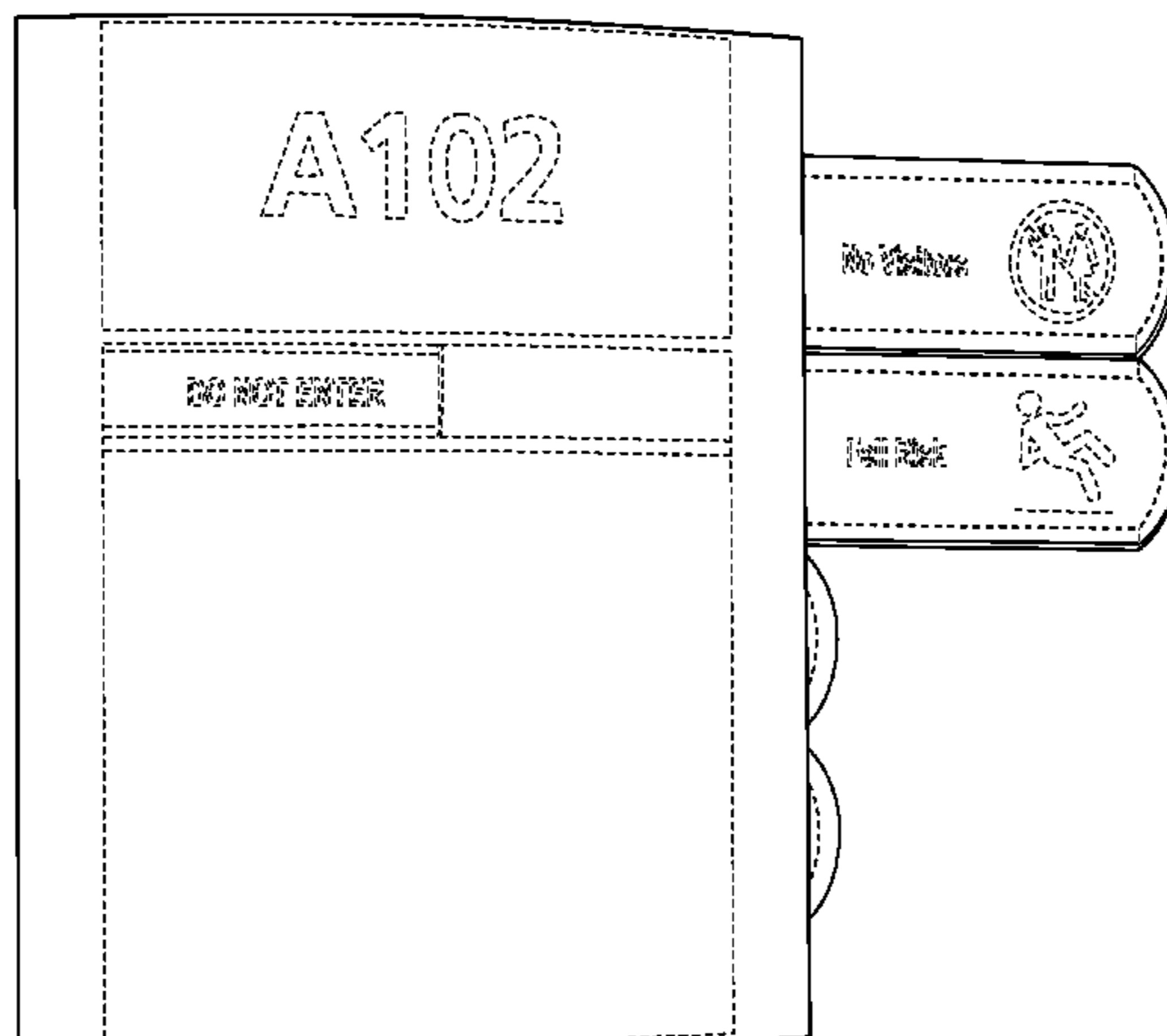
(57) **CLAIM**

The ornamental design for an information display, as shown and described.

**DESCRIPTION**

FIG. 1 is a front perspective view of and information display according to our new design;  
FIG. 2 is a front plan view thereof;  
FIG. 3 is a rear plan view thereof;  
FIG. 4 is a left side elevation view thereof;  
FIG. 5 is a right side elevation view thereof;  
FIG. 6 is a top plan view thereof;  
FIG. 7 is a bottom plan view thereof;  
FIG. 8 is a front perspective view of an information display according to our new design in an alternative position;  
FIG. 9 is a bottom plan view thereof; and,  
FIG. 10 is a front perspective view of and information display according to our new design in another alternative position.  
The broken lines shown herein are for illustrative purposes and form no part of the claimed design.

**1 Claim, 8 Drawing Sheets**



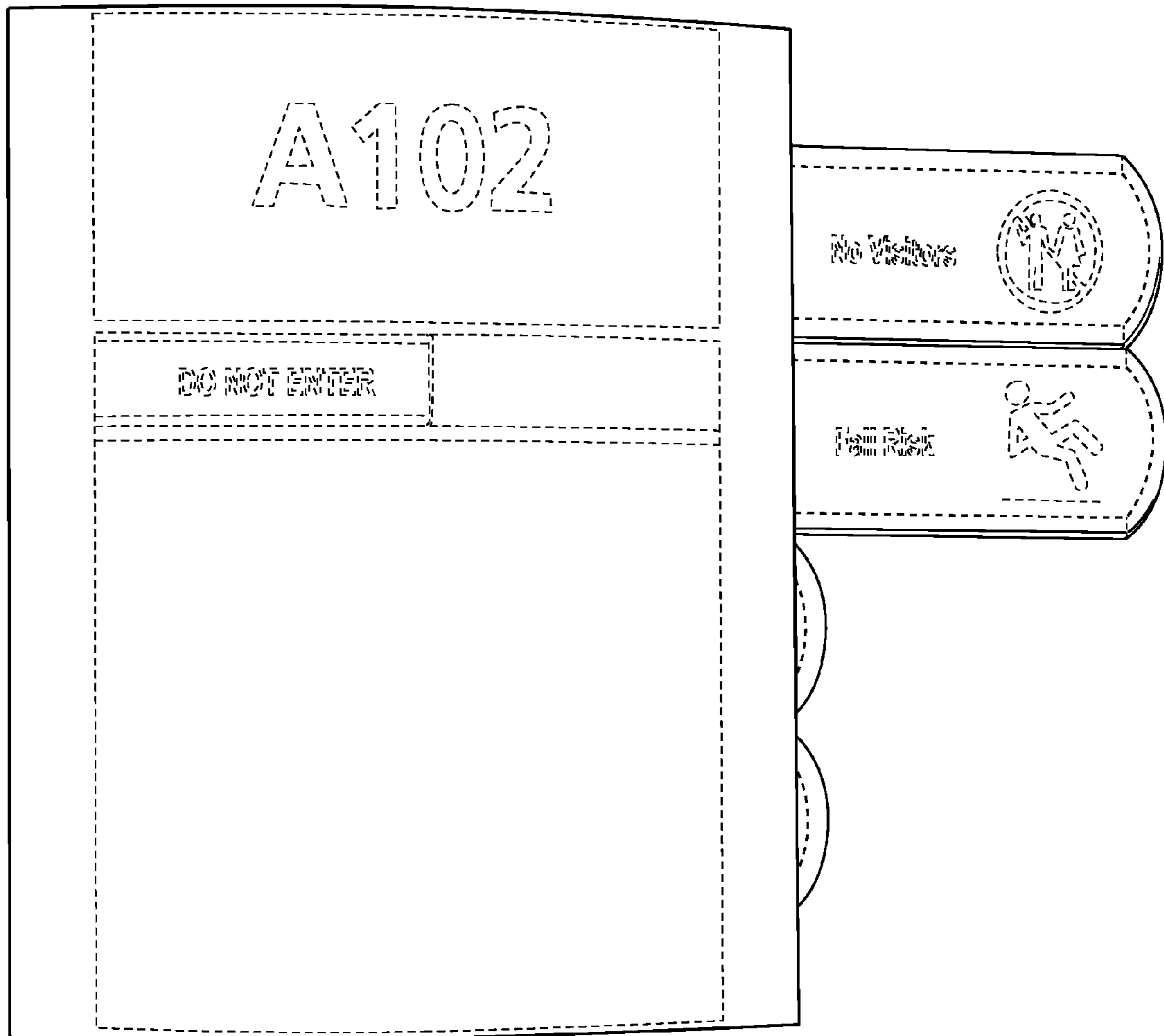


FIG. 1

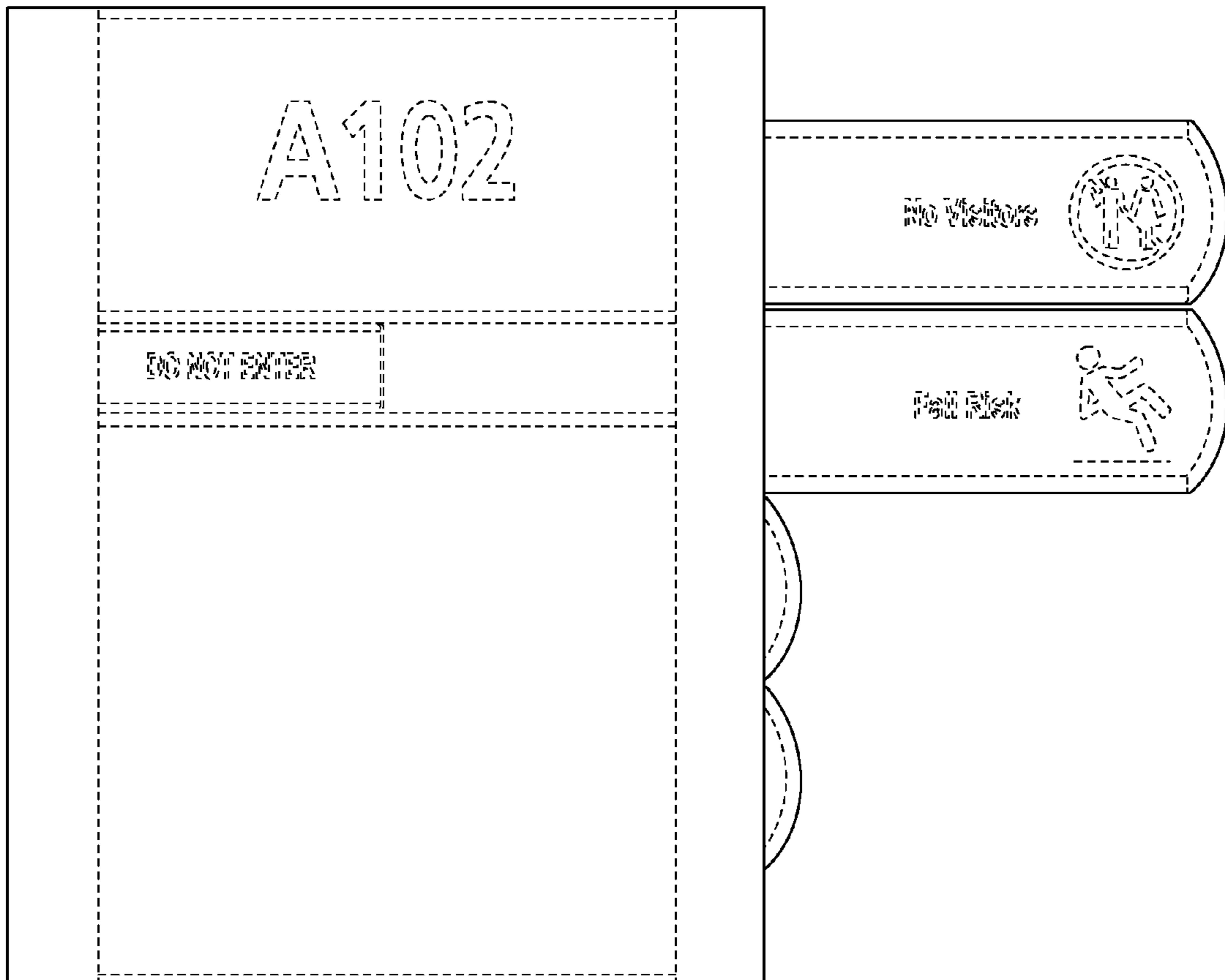


FIG. 2

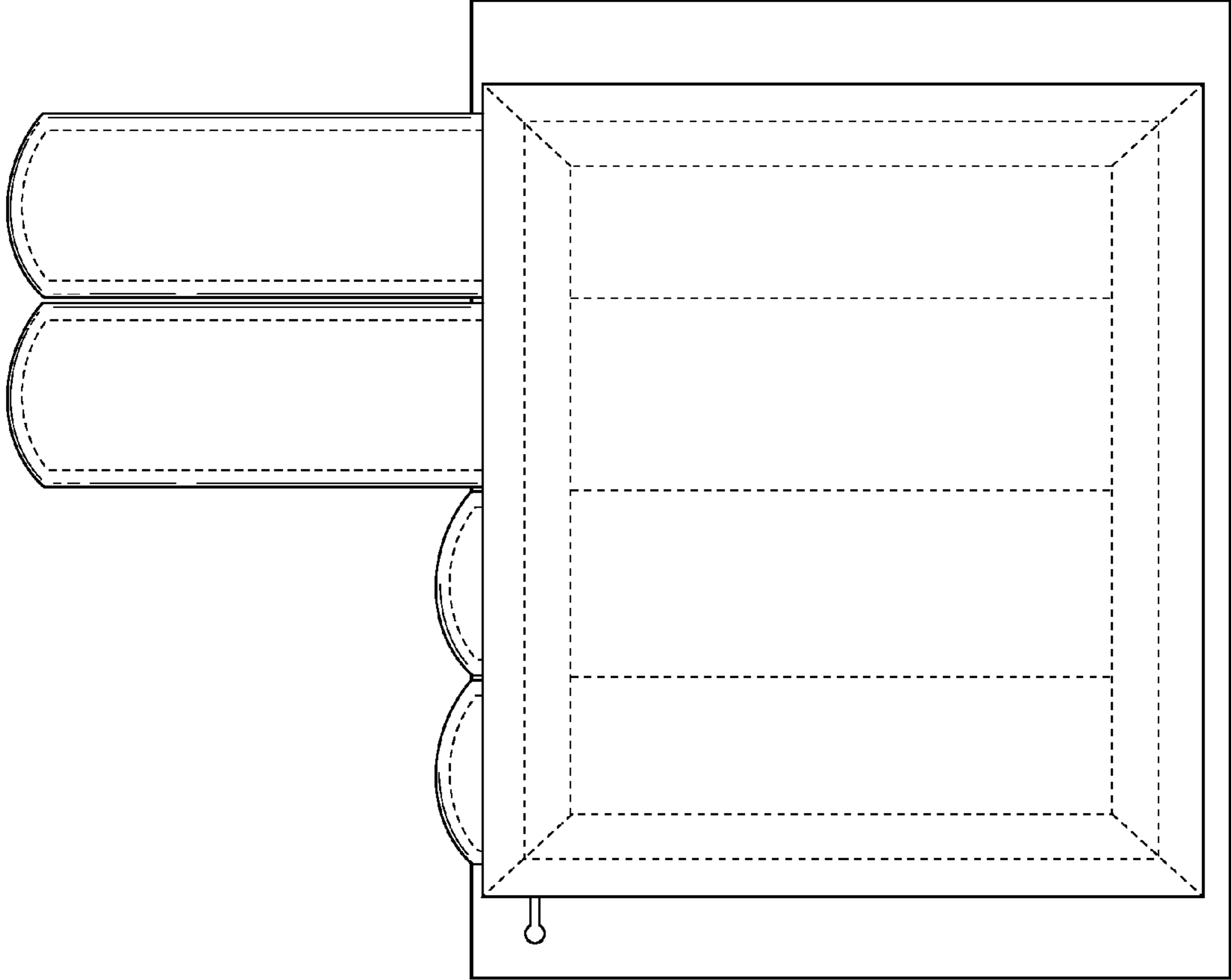
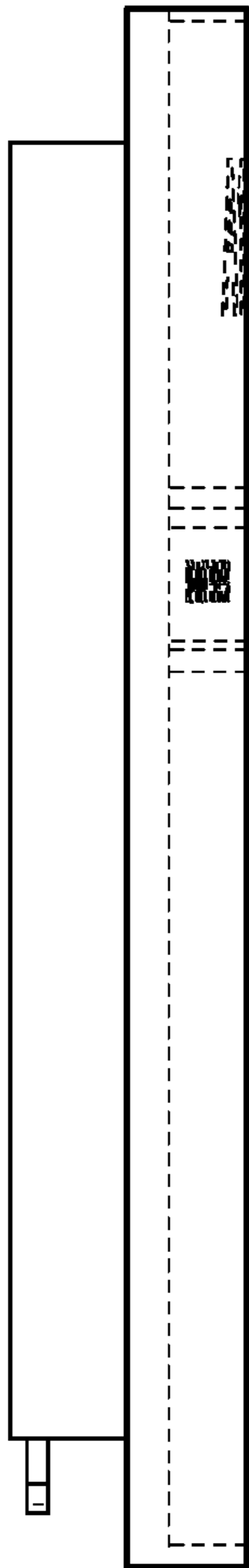
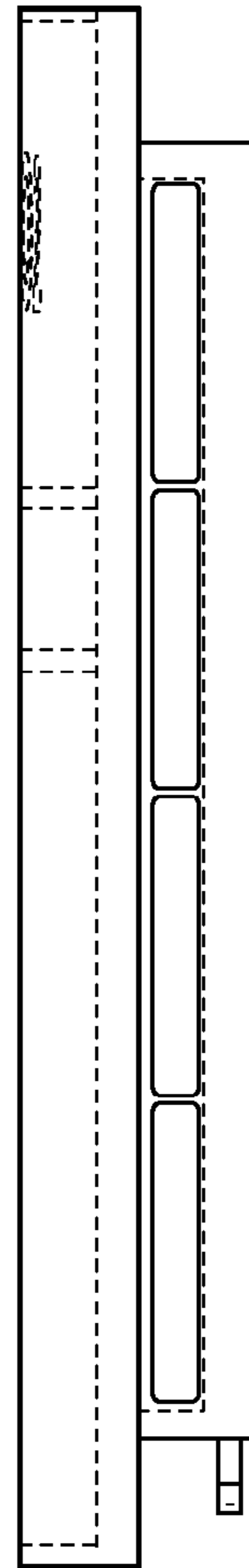


FIG. 3



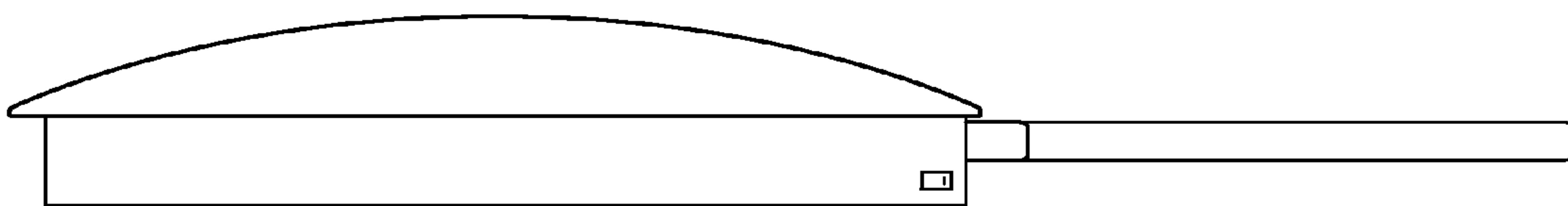
**FIG. 4**




**FIG. 5**



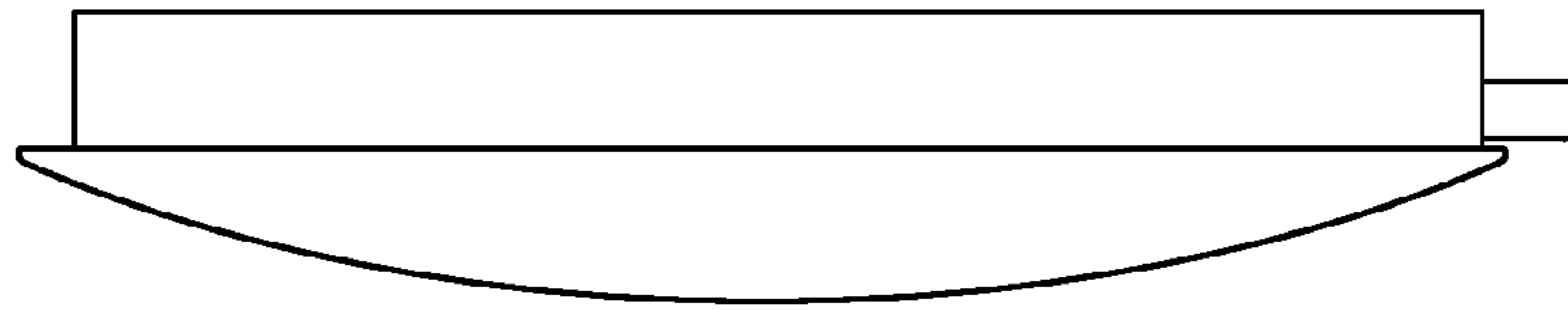
**FIG. 6**



**FIG. 7**



**FIG. 8**



**FIG. 9**






FIG. 10