



US00D665449S

(12) **United States Design Patent**
Guirlinger

(10) **Patent No.:** **US D665,449 S**

(45) **Date of Patent:** **** Aug. 14, 2012**

(54) **WRITING UTENSIL HOLDER**

(76) Inventor: **Edward G. Guirlinger**, New Albany,
OH (US)

(**) Term: **14 Years**

(21) Appl. No.: **29/399,554**

(22) Filed: **Aug. 16, 2011**

Related U.S. Application Data

(63) Continuation-in-part of application No. 12/692,816,
filed on Jan. 25, 2010.

(51) **LOC (9) Cl.** **19-06**

(52) **U.S. Cl.** **D19/83**

(58) **Field of Classification Search** D8/394,
D8/395, 396; D19/75, 77-85, 99, 100; 24/11 F,
24/11 P, 11 R, 11 CC, 11 CT; 206/214, 224,
206/371; 211/69.1-69.9; 248/316.2, 316.7,
248/346.03

See application file for complete search history.

(56) **References Cited**

U.S. PATENT DOCUMENTS

328,473	A *	10/1885	Fitch	30/456
1,477,551	A *	12/1923	Addison	24/11 FE
D134,886	S *	1/1943	Foret	D19/65
D168,491	S *	12/1952	Alvarez	D19/81
2,641,809	A	6/1953	Kimball	
D185,045	S *	4/1959	Slaton	D10/61
2,979,554	A *	4/1961	Maitland	174/138 G
3,106,994	A *	10/1963	Scott	403/231
3,159,372	A	12/1964	McIntosh	
3,564,668	A	2/1971	Kirk	
3,983,602	A	10/1976	Barry	
D298,739	S *	11/1988	Richards, Jr.	D8/395
4,882,816	A	11/1989	Murphy	
5,016,559	A	5/1991	Larson et al.	
5,072,686	A	12/1991	Falco	
5,140,723	A	8/1992	Genzel	
5,323,992	A	6/1994	Sifers et al.	
D359,309	S *	6/1995	Bracken	D19/83
D374,598	S *	10/1996	Bailey et al.	D8/330

5,718,023	A	2/1998	Billish	
5,810,501	A *	9/1998	Ross	403/231
5,820,095	A	10/1998	Stone	
D445,134	S *	7/2001	Leeds	D19/84
6,543,615	B2 *	4/2003	Lake	206/371
D486,523	S *	2/2004	Lederer et al.	D19/83
D517,913	S *	3/2006	Mouyos	D9/434
D533,715	S *	12/2006	Conway	D3/206
D537,331	S *	2/2007	Hill	D8/395
D571,648	S *	6/2008	Rieder	D8/395
D617,382	S	6/2010	Guirlinger	
D618,993	S *	7/2010	Reed	D8/395
D640,743	S	6/2011	Guirlinger	
D641,414	S	7/2011	Guirlinger	
2002/0027357	A1 *	3/2002	Lake	281/30
2003/0052140	A1 *	3/2003	Mouyos	222/538
2008/0295835	A1 *	12/2008	Han et al.	128/204.18

* cited by examiner

Primary Examiner — Elizabeth Albert

(74) *Attorney, Agent, or Firm* — Lech Law, LLC; Robert R. Lech

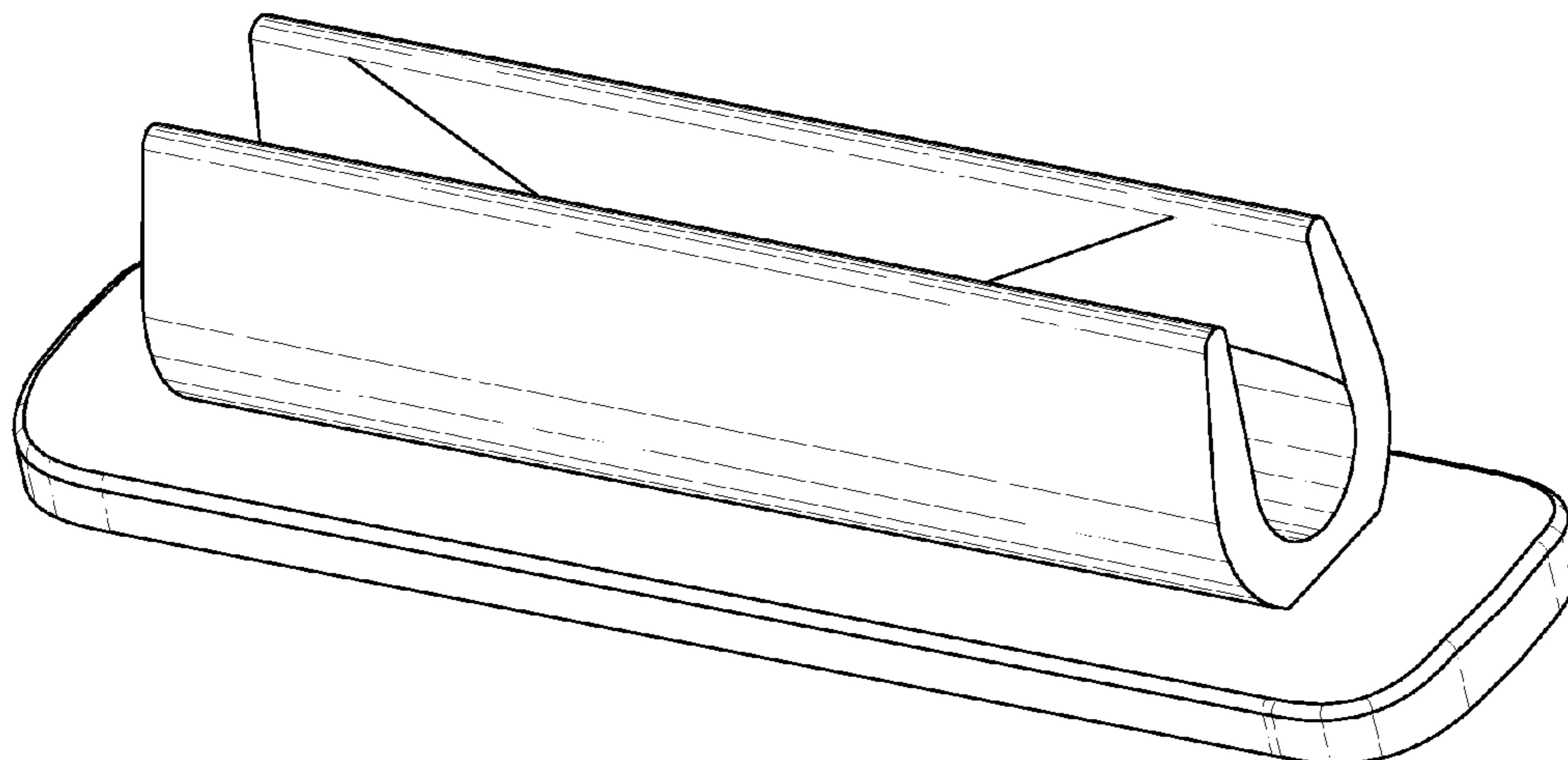
(57) **CLAIM**

I claim the ornamental design for a writing utensil holder, as shown and described.

DESCRIPTION

FIG. 1 is a perspective view of a writing utensil holder showing my new design;
 FIG. 2 is a front elevational view of the writing utensil holder of FIG. 1;
 FIG. 3 is a rear elevational view of the writing utensil holder of FIG. 1;
 FIG. 4 is a top plan view of the writing utensil holder of FIG. 1;
 FIG. 5 is a bottom plan view of the writing utensil holder of FIG. 1;
 FIG. 6 is a right side elevational view of the writing utensil holder of FIG. 1; and,
 FIG. 7 is a left side elevational view of the writing utensil holder of FIG. 1.

1 Claim, 4 Drawing Sheets



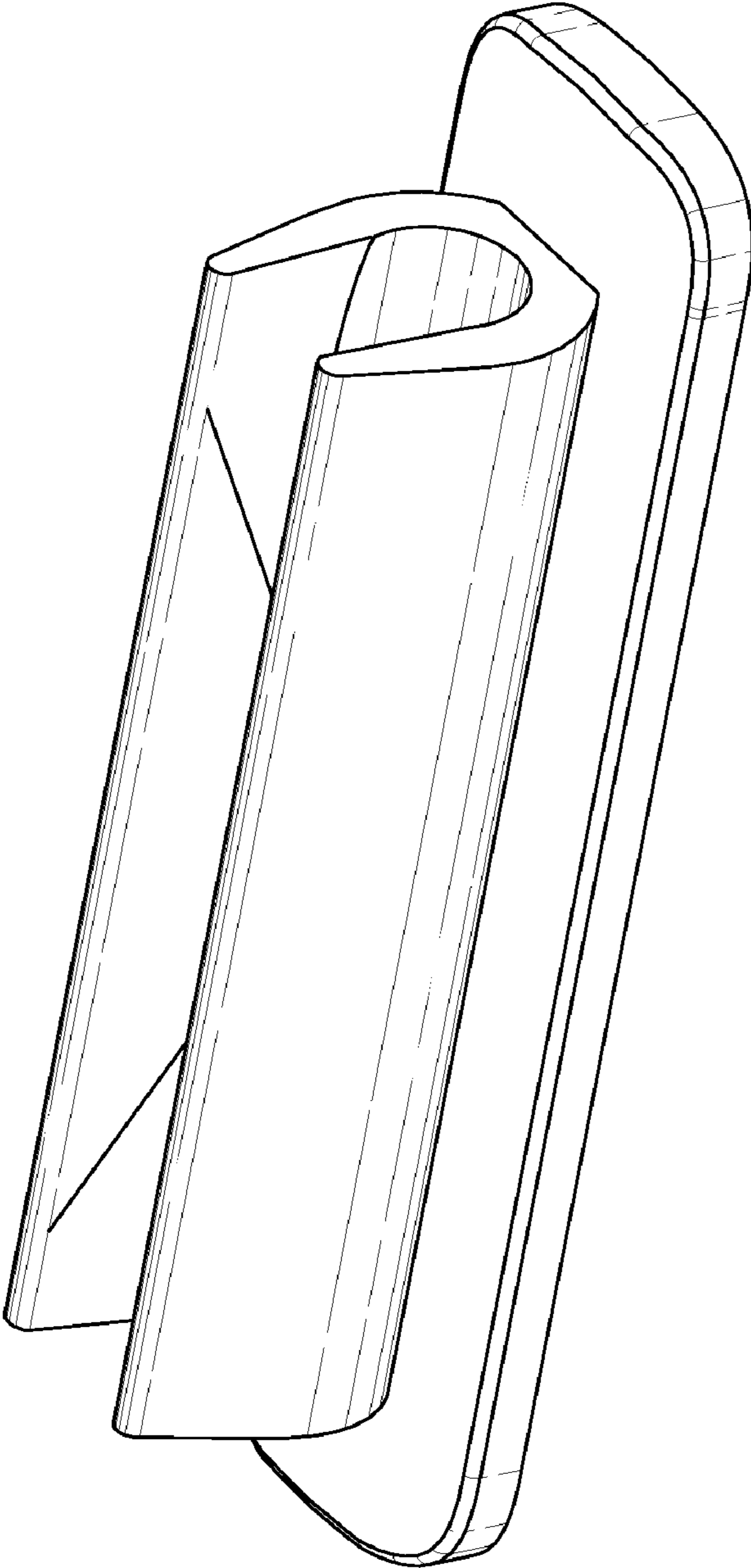


Fig. 1




Fig. 2




Fig. 3

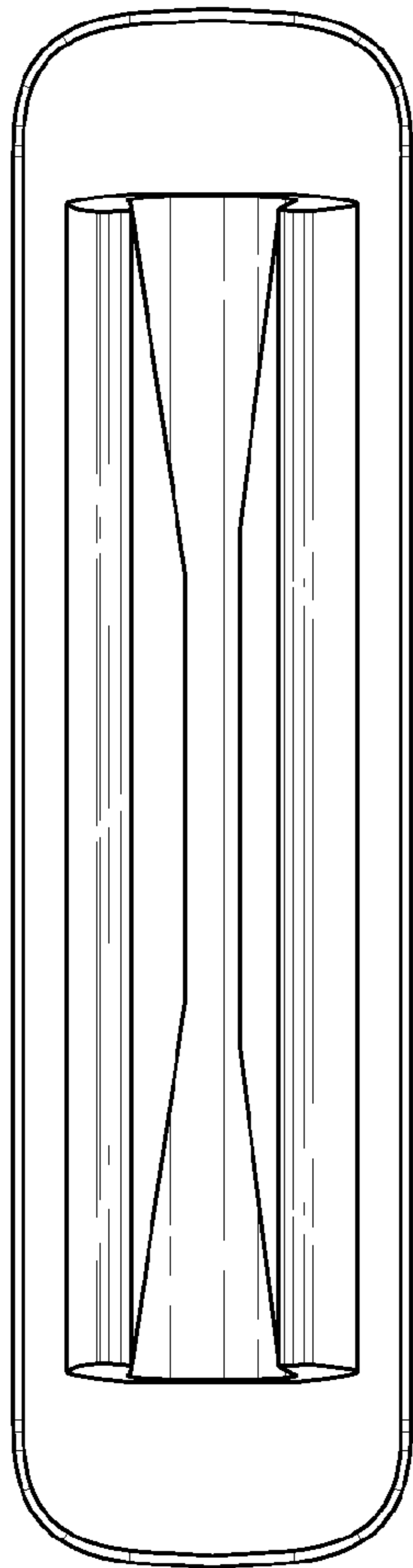


Fig. 4




Fig. 5

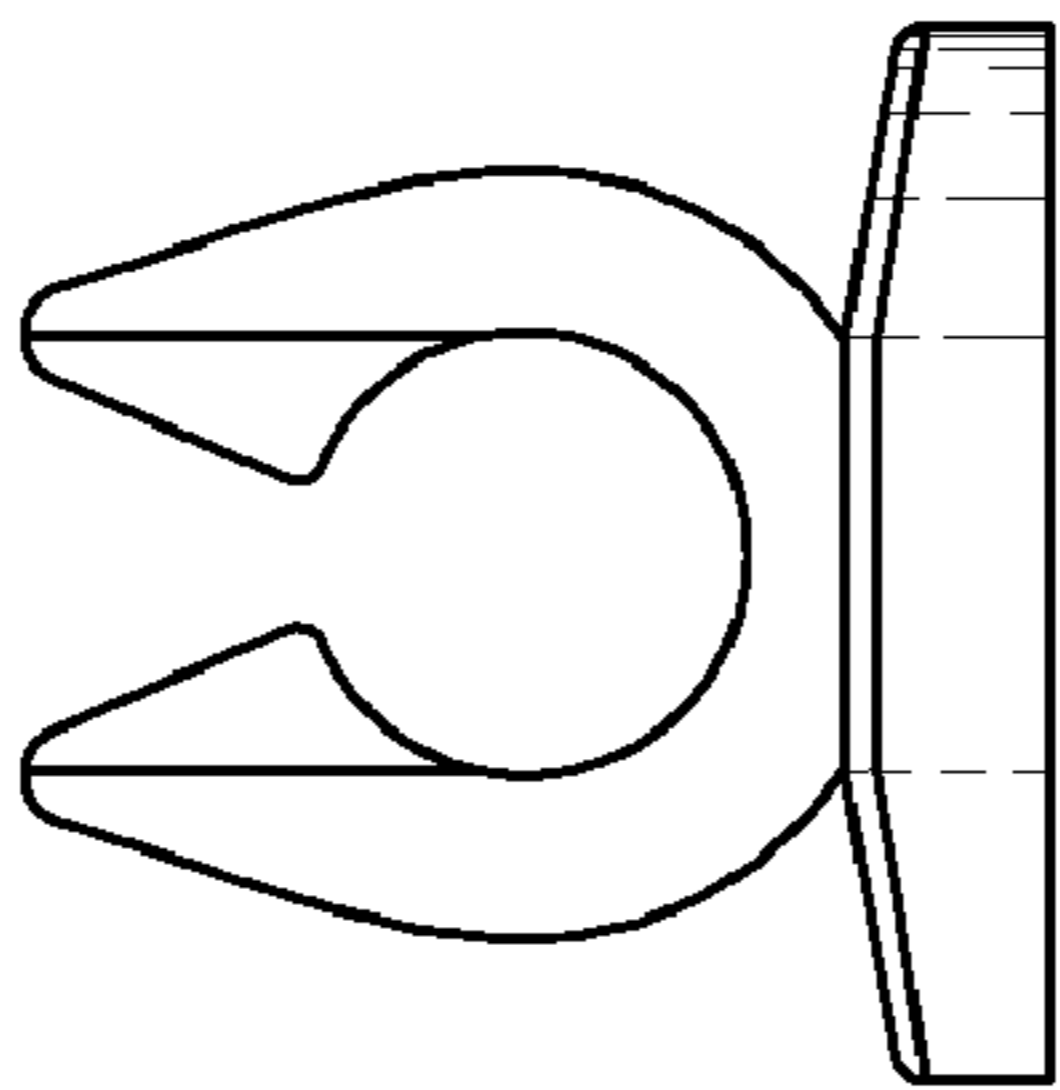


Fig. 6

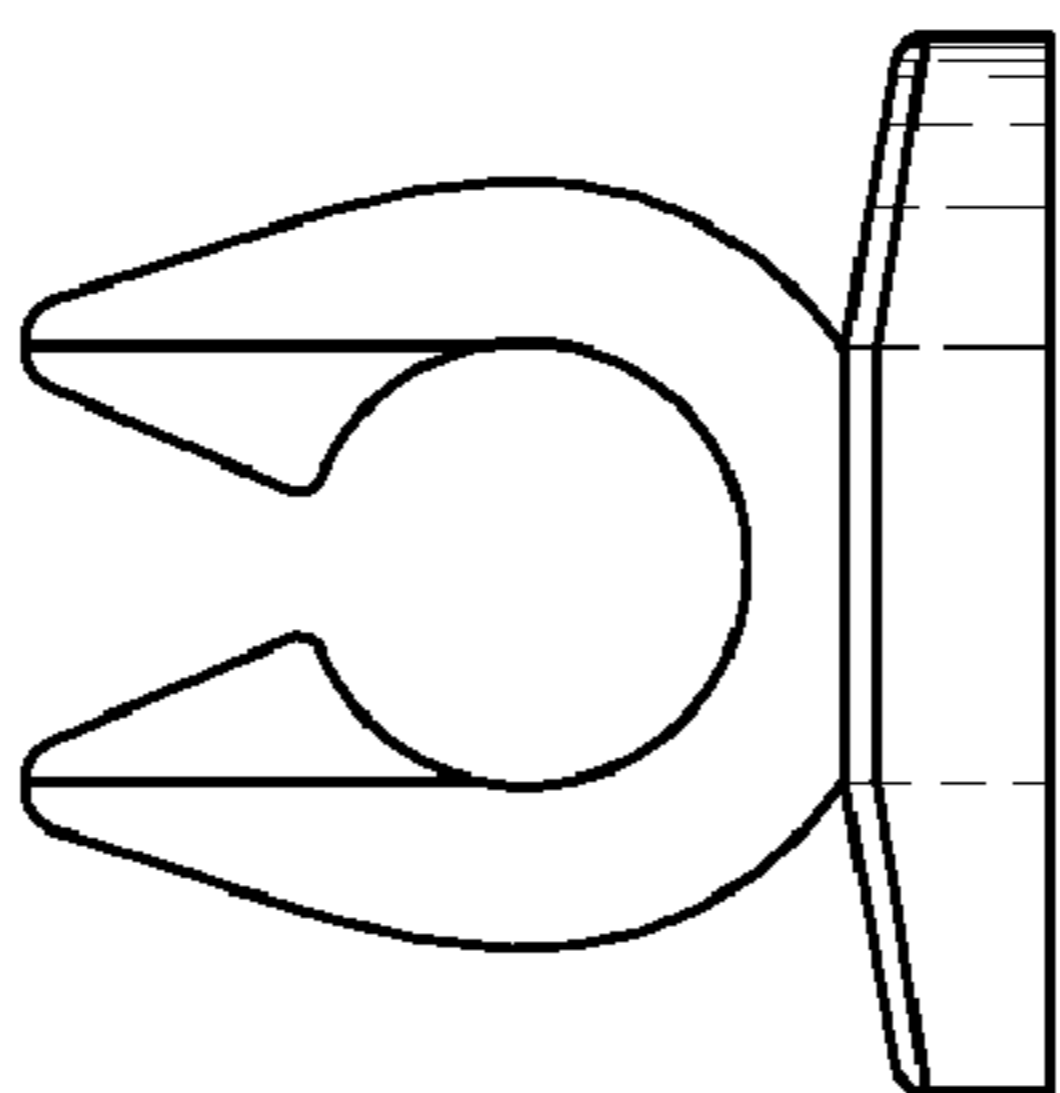


Fig. 7